

No

- 1
- 2
- 3
- 4
- 5
- 6
- 7
- 8
- 9
- 10
- 11
- 12
- 13
- 14

Selenite 1860

Tongue of Humble Bee. 1860

Scales of Eleagnus, Polariscopes, from A. F. Potter, in 1863.

Hoop of Horse, Polar. put up by Dopping

Chlorate of Lime Polar. " " 1862

Marine Alga

Spicules of Spongylla plumosa, See notice of this in Hogg, pg 183 (1862)

Fossil Diatomacea, from Bractadoes, Chiefly from Springfield, Hogg pg 148 & Carpenter pg 278.

Rhinoceros Horn, 1860

Spiracle of Beetle,

Mineralium This is probably Tricentarium favos? Carpenter pg 292. & found in the Thames mud.

Arachnoidiscus Streckerii, or Cobweb. Carpenter pg 290 This diatom is common in Sierrano (slide)

Plume de Suerion, (Humming Bird's feather?)

15. Conference of Engineers at the
Menai Straits, (Photograph) (1862)
- 16 1862, Ten Commandments, Photo.
- 17 " Lords Prayer, "
- 18 " Share Holders "
- 19 " May & December "
- 20 " Rp of London (D. Fair) "
- 21 1861. Agate, polar. very good.
- 22 1864 A very delicate sea weed,
brought from
Nabaut, this summer by Maggie
& put up in Balsam.
- 23 1860 A delicate little worm, wh
wh came
up with the well water at Mrs'
Deen's Ho: put up in Balsam
- 24 1861. Head of Mosquito, Sand fly
Simulium noxium, (no-see-um
of the Indians, & black fly, *Limn-
lium molestum*, sent me by
E. Miles from the North Shore, Keiron
by letter & put up in Balsam
The saw cut ends of the Mosquito


- 11
- pieces are prettily marked
& the broad lancelets of the black
fly are very clear.
- 25 1863 Spiacles of Gorgonia, This belongs
to the Protozoans See Dana's Zoology
pt-163. fig. 149. It belongs to the Alcy-
roid polyps & the object consists of
the ray or pruzi (Sea Fan.)
1861. 26 Sand from the gold diggings in
California.
- " 27 Needle Antimony.
- 1859 28 *Pulex irritans*, Flea, a female
according to Hagg, see plate on pg 325.
- " 29 Parasites on fowls
- " 30 *Melolontha vulgaris*, egg of, com-
mon may bug, or brown Beetle.
- " 31 Hair of wild Rabbit sent from
Pine-tauquishene by E. Miles.
- 1860 32 Bay-berry leaf, under side of
or wax myrtle, *Myrica cerifera*
from the sea coast at Nabaut
Also a piece of leaf from the Cedar
Swamp near Weston.

	No	
1855	53	A fragment of shell with little shells attached: taken by the sounding lead by Capt. J. Anderson Lat 52.40N. Long 5.58W off Arklow Bank 12/1/62 in 35 fathoms. See Microscopic Journal N ^o . XXXI. evidently <u>Lepralia</u> .
1859	54	Vine, transverse section, given me by J. Powell.
"	55	Echinus spine, transverse
"	56	Root of Holly
"	57	Box Wood,
"	58	Quano from Sebatoe
"	59	Epidermis of Caterpillar
"	60	Acarus of Horse, puncts slide.
"	61	Epidermis of Caterpillar
"	62	Elm root, carbonized
"	63	Mouth of Symphe du Jardin
1860	64	Pediunculus from leg (See No 154)
"	65	Antenna of a Beetle,
1858	66	Parasite of Turkey
"	67	Tooth of Spider.

Date	No	
1858	68	Mouth of <u>Cecidela vulgaris</u> or Tiger Beetle.
"	69	Section of <u>Ancadian Hedgehog</u> skull.
"	70	Head of a Beetle.
"	71	Hair of a Caterpillar.
"	72	Parts of eye of <u>Calymene</u> <u>Blu.</u> <u>munbachii</u> .
"	73	Hair of flying squirrel.
"	74	Parasites of a fowl.
"	75	Feet of yellow manure fly
"	76	Hair of a Mouse
"	77	Hair of the Fitch,
"	78	Wing of House Fly.
1865	79	Fossil chalk from Barbadoes given me by Dr. Powell.
"	80	Acarus ?
"	81	Tooth of a spider (puncts slide)
"	82	Sand from Lake Ka-Awe-aube-je-wag-a-mog: the rise the river Mookaka containing 80 or 90 per cent of Iron.
"	83	Sand D. D.

- 165
1864 ~~84~~ Sand from Princeton Mines
said to contain
70 per cent of Gold: (none at all.)
given me by J. W. B. Draser B. C.
- 1865 85 Fragment of shell of sea mouse
showing the species, given me
by E. Miles from the coast of
Netherlands.
- " ~~86~~ *Dytiscus latus*, male, anal
appendage.
- " ~~87~~ Pulvilli on Fly's foot
- " ~~88~~ Intestine & trachea of large
grub, in pine logs, coloured
with red ink.
- " 89 Cuticle of leaf showing the
stomata.
- " 90 Trachea of grub in pine logs
- " ~~91~~ Human Hair, in sections
- " ~~92~~ " " "
- " 93 " " " one of the
above is put up in Godby's solⁿ
& the other 2 in glycerine.

- 17
1865 94 Sections of small stones from
the North Shore of Lake Superior.
- 95 Turkey's foot, polar.
- Sub:
1865 ~~96~~ *Dytiscus latus*, foot of.
- " ~~97~~ Hair of Caraboo. (trans. sections)
- " ~~98~~ " " very thin.
- " ~~99~~ Hair of Caraboo,
- " 100 Ditto " "
- " 101 Duck's foot, polar.
- 1860 102 *Dytiscus latus*, very clear,
- " 103 Section leg bone yearling collie
belonging to J. Eagle Weston killed by
a Locomotive.
- 1858 104 Hair of Honey Bee & feathers of hawk.
- 1865 105 Tooth of Masquenonge, long^{est} section
fish taken in Pigeon Lake weigh-
ing over lbs 30 by E. Miles.
- " 106 Spine of sea mouse
- " ~~107~~ Scale of Masquenonge taken
from close to the head, when about
6 months dry
- " ~~108~~ Scale of Masquenonge, Polar.
- " ~~109~~ Skin of scale of D^o

- 80
- 1865 110 Spines of a sea mouse
- " ~~111~~ Scale of Masquenonge, polar.
- " ~~112~~ Internal Cartilage of the Mouse's ear
- " 113 Skin of mouse's ear,
- " ~~114~~ Internal Cartilage of ~~the~~
- " ~~115~~ Skin of a mouse's ear
- " ~~116~~ " " " "
- " 117 Foot of large Hawk, Polar.
- 1864 118 Tongue of butterfly, half,
- " 119 " " whole
- " 120 Hair of Caraboo.
- " ~~121~~ Part of scale of a dog fish given me by Mr. Novell.
- 23/1/65 122 *Zaphrentis hibernica* a diagonal section, the structure is very pretty as seen with a water maker's eyeglass, or other low power, the specimen was among small stones from the North Shore of Lake Huron & in shape something like a pear  natural size see Dana

- 82
- 19
- pg 236 It appears to be a radiated Polyp & is better seen in a larger specimen wh^{ch} I obtained from J. Noble's well.
- 24/1/65 123 Stones from North Shore of Huron opaque, showing very pretty structure.
- " 124 Larva of *Anothera hibernica*, dry, opaque, very pretty.
- 1860 125 Antenna of *Melolontha vulgaris*
- " 126 Mouth of *Succilla Caesar* (Fly) a french slide, cracked.
- " 127 Longitudinal section of a collar leg bone.
- " 128 Tail of a *Burr* showing the hooklets.
- 25/1/65 129 Larva of Humble Bee given me by Mr. Garbutt a photographer in 1860
- 130 Sucker of Humble bee, from the previous.
- 27/1/65 ~~131~~ Article of *Stacyus* leaf
- 132 Shell of horse shoe crab, polar

- 27/1/65 133 Eye of Horse shoe crab.
 134 Skin coral (*Scleropora incepta*
 a little ground to show structure
 See Dana pg 210
 135 Wing of small Red Butterfly opaque.
 3/2/65 136 Calcedony from Mess Smith & P.
 for the Polar scope
 " 137 Hyperstine ..
 " 138 Porphyrene,
 " 139 Elytron of *Cyphus Germanii*
 " 140 Lecimidine
 " 141 Wing of *Papilio Paris*
 " 142 Elytron of *Cyphus gibber* from
 Brazil.
 " 143 Eggs of *Pontia Rapa*
 144 Mabogamy, trans. section
 10/2/65 145 Parasites of fruit & on one slide
 " 146 Outer skin of an onion show-
 ing raphides.
 " 147 Cuticle of Hyacinth leaf
 steeped in Carnine.
 148 Trans. section of dry Pine
 cut from top of a toy box

- 10/2/65 149 Berberry transverse section ²¹
 150 " Long' transverse
 151 Maggot found in a box of
 pigs probably common or house
 fly.
~~152~~ Cuticle of Calla Lily, put up
 dry, difficult to manage any
 other way.
 20/2/65 153 Dry seeds of *Echinosperrua*
lapulla, picked in mid winter
 still attacking themselves to every
 thing that touches them. Grow-
 ing on the dry gravel at the
 Vestry door of St Marks Ch.
 Carlton.
 " ~~154~~ Pediculus from leg, removed
 from slide n° 64 the end of the
 abdominal piece broken in
 removing.
 " 155
 20/2/65 156 Human tooth (self) extracted 1860
 " 157 Tooth of low point tooth

- 20/2/65 158 Longitudinal section of White
Walnut in Chlorobaltum.
- " 159 Contents of Egg of "Lycio campus
americanus," taken off a branch
in Feb. 9/65. showing how perfectly
they are formed in mid winter
- " 160 Scale of a Flounder bought by
C.F. Miles, frozen fresh.
- " 161 Long section of Pine
- " 162 Sting of Honey Bee.
- " 163 Leg or purse of Honey Bee
- " 164 Borer in Maple,
- 27/2/65 165 Parasite of Rat.
- 9/3/65 166 " in Glycerine
- 167 Head of Beetle
- ~~168~~ " entire in Glycerine
- 169 Sheep Dick
- 170 Scale of Crocodile?
- ~~171~~ Scale of Masquenonge
- 172 Borers
- 24/3/65 173 Stomach of Elator oculatus.
in Glycerine, stained first
for a couple of hours in

23
carnine The Elator was
alive but rather dormant:
removed from the middle of
a rotten pine stump.

29/3/65 ~~174~~ Intestine of a wood borer: large
white grub showing delicate
ramifications of tracheae (Gly)

~~175~~ Abdominal trachea of Ephe
mera Vulgata. (Gly.)

176 Fresh bone steeped in Carnine
mounted in Glycerine, (Or. Jav.)
(Gly.)

3/4/65 ~~177~~ Abdominal muscle Elator oculatus

178 Teeth of a minute borer found
in the wither twigs. A curious
tooth wh looks like a crow &
occupies the whole of the front
of the head. (Balsam)

25/3/65 179 Parasite of little bluish coloured
bird wh arrives early in the spring
The base white leaf is of a
lead colour. Glycerine

~~180~~ Bone in Glycerine.

- 7/4/65 ²⁴ ~~181~~ Pistillum of *Symplocarpus*
 fetidus showing great quan-
 tities of Raphides (Gly)
- " 182 Acanus of Canadian Robin (Gly)
- " ~~183~~ Elytra of small Beetle. (Balsam)
- " 184 Curious borers in very rot-
 ten maple; like German
 timber. (Gly)
- " 185 Do Do (Glycerine)
- " ~~186~~ A Podura with curious
 protog under the body ^(missing)
- " 187 Spiracle of *Elator occultatus*. Gly
- " ~~188~~ Crawfish under side in Gly.
- " ~~189~~ " upper Do. in Gly.
- " ~~190~~ Abdominal tracheae of *Ephemera*
vulgata. Gly
- 15/4/65 ~~191~~ Air sacs in abdomen of *Melolontha*
vulgaria. Gly.
- " 192 Papilla on tongue of musk
 Rat Gly.
- " 193 Acanus of Beetle see notes
- " 194 " of Musk Rat Gly
- " 195 " of *Lom tit achik-artu*

- 15/4/65 ~~196~~ Stomach of large white wood
 borer. (Gly)
- ~~197~~ Wing of a moth. (Dry)
- ~~198~~ Anal end of *Melolontha vulgaris*
 V. V. lecth. Gly.
- 199 Stomach & gastric lecth of *Arctia*
lanigera Gly.
- ~~200~~ Kidney or renal tubes *Arctia*
lanigera. Gly
- ~~201~~ Ova, Do a cluster of them
- 202 a single one Do. This *Arctia*
 was dug up in the garden &
 had 10 or 11 eggs & 2 aeb side the
 abdomen. Gly.
- 20/4/65 203 *Ulmus fulva*, a pistillum
 showing the two short stigmatic
 styles together with the parva
 grains. Gly.
- 204 *Equisetum* showing a spore
 with its club shaped filaments
 spreading. If this plant be
 examined before it is too far
 advanced, by putting a sporangia

in sight & pressing it, the spores will be seen throwing out their filaments as they leave the sporangia.

- 25/4/65 205 *Dytiscus latus*, stomach skewing gastric teeth.
- 206 Seed of *Lepinosperma lapulla* (stick seed) Gray pp. 324.
- ~~207~~ Elytra of *Melolontha vulgaris*
- ~~208~~ Ladybirds in glycerine.
- ~~209~~ Intestine skewing villi of *Melolontha vulgaris*
- 210 Intromittent organ of ♂
- 3/5/65 ~~211~~ Stomach & intestine of *Melo. vul.*
- ~~212~~ From wing, leg, antennae of *Moth* 9/5/65, see drawing of this date.
- 13/5/65 ~~213~~ Parts of head of *Cecidela vulgaris*.
- ~~214~~ a kind of sac attached to *Koilia Melo. vul.*
- ~~215~~ Anus. *Melo. vul.*
- 216 Stomach of *Cecidela vulgaris* a little stained in carmine

- 13/5/65 ~~217~~ *Koilia Melo. vul.* the same two dark kidney shaped bodies, looking like testes, they appear to be attached to the ends of the chitine until pressed, then they separate.
- ~~218~~ Pads of *Stylo artrea*, skin of in glycerine, without stain.
- 25/5/65 ~~219~~ The same stained in carmine wh^{ch} shows the nuclei.
- ~~220~~ Alga, *Zygnema belle?* in congregation, miceli & in glycerine.
- ~~221~~ *Chatophora*, nostoc, *Zygnema*,
- ~~222~~ Stomach of the grub, called the brown grub (skewing some *Juncus haebae*), that eats off the cabbages & so voraciously. The stomach is a large sac followed as usual by a small contracted end, wh^{ch} in this case has very strong muscles without any teeth visible, dept in carmine, mounted in Goodby's solⁿ.

28

~~223~~ Section of stem, *Symplocarpus*
patidus (carmine & glycerine).

25/5/65 224 Fringe of *Polygona pauciflora*
in glycerine, carmine turns
these vegetables yellow.

225 Bladder of *Ayla arborea*,
stained with carmine & put up
in Goadby's solⁿ: showing nerve.

~~226~~ *Ayla* showing tree like growth
(Noctue?)

227 Cuticle of leaf *Symplocarpus*
patidus, showing stomata.

4/6/65 ~~228~~ *Ayla arborea*, epithelium of
foot. Dyed with carmine.

229. *Elytra* *Melo. vulg.* Eggs of
Acanth attacked, bright red
polarizer beautiful.

7/6/65 ~~230~~ *Althea coccinea*, Antromittant
organ, external booklet, &
see notes pg 41.

9/6/65 231 *Buprestes Chalcophora*, stomach
with very pretty villi or little
rough knobs, (Gavin, pg. 48.)

232 *Buprestes*, chal^s. stomach & ap.
see stages dipped in carmine.

233 *Buprestes* chal^s. *Scipocitor*?
muscles & wax of the same, the
abdomen was full of eggs & the
usual thick ^{sub}membrane with a
horn or two is split open & the
muscles w^h pass up into the
external termination are seen

~~234~~ *Rubus* leaf stained in car-
mine.

~~235~~ Hairs from throat of a *Panurgus*

236 Stomach & jaw insect with
golden hair on thorax & end
of abdomen, with small wing
cases see slide N^o 237. & very
large jaws

~~237~~ *Elytra* (both sides) with thorax &
& a heart shaped piece of tissue
like *Elytra*, (see former insect)

238 Papillae of *Mus mus* rat tongue
in Canada *Stalbaum*,

12/6/65

339

Simulium molestum, or Black Fly, & Mosquito head, in a letter from Louisa at Dyson they were hard & dry when they came to hand, they were caught June 1. 1865. See Harris pg 601.

~~240~~

Parts of the same,

241

Black fly, parts of the same,

242

Eggs from a Brown Butterfly

30/6/65

243

Polygala paucifolia, fringe of the flower, soaked in glycerine.

1/7/65

244

Stomach of *Elator occulatus*, dipped in carmine, washed in glycerine, washed in chlorate of zinc & put up in the same.

~~245~~

Head of Mosquito, soaked in potash & spirit & put up in chlor. Zinc.

~~246~~

Wing of a Moth, opaque put up dry.

247

Wing, legs, lips, feathers ^{3 1/2} of a little moth under the Beech Trees.

~~248~~

Rust on leaf of Berberry

249

Acanthi of *Elator occulatus*.

9/7/65

~~250~~

Eggs from a willow leaf on the G.D. Railway Line.

251

Foot of *Dytiscus latus*; long in Soda & spirit, now in chlorobalms

252

Hairs from caterpillar on the willow

253

Various, (viz) Grubs from young onions, wood borer, orange midges, Elytra, & acanths in glycerine in wh they have been for some weeks.



12/7/65

254

Toxon canadense, from a piece sent me by Sir W Logan: opaque with a little Canada balsam on the top.

~~255~~

Toxon canadense, stained with a little carmine & polished on the crystallized surface.

- 256 Seed of *Clarkia pulchella*
& *digitalis*, the former, 
the latter .
- 22/7/65 257 Eggs on Red currant
Notodonta concinna, see
Harris pg 426
- 258 Eggs ⁱⁿ flat clusters found
on many kinds of leaves.
- 4/7/65 259 Eggs on the apple, surround
ed by small lacy catu-
pillars, *Notodonta concinna*.
- 260 Ferns, one from De Cou's
Falls N. S. Catharines & one
from Mr. M. Siver's Green House
at S. Catharines.
- 7/7/65 261 Seeds of
in the garden (a weed)
- 262 Seeds of *Portulaca* (skinning)
Digitalis (corky) French Poppy
(crescent like) *Antirrhinum*
black, doubly marked.
- 263 Eggs of *Notodonta* com^a from the
Chyard, transparent, caterpillars

- some small, some quite large
- 264 Eggs of, (?)
the reddish brown caterpillars
that appear about the last of
July on the apple trees & currants
finding many young larvae
together by their webs & working
only inside eating off only the
chlorophyl & leaving the veins of
the leaves. These eggs appear
to be covered with hair & feathers
of a white moth.
- 265 Salicines, from this to no. 271
inclusive were brought from
Mr. Heclauch's slides after his
death.
- 266 Elytra of Beetle
- 267 Skin of Shark
- 268 Species of Fern,
- 269 Eggs of Tiger moth
- 270 Gosphite *Lophocampa paucicostata*
- 271 Foot of *Cyprinus* *Stalator*.

- 301
 302 *Cyrtopterus Bullipera* with bulblet,
 303
 304
 305
 306
 307
 308
 309 *Adiantum pedatum* advanced stage
 310
 311
 312
 313 *Dysiscus laticus* foot, in balsam,
 314 }
 11/12/65 315 } *Pediculi* in Balsam
 316 }
 317 Stones from N. Shore Lake Huron
 23/12/65 318 *Simulium molestum*, one of the
 lauceti showing teeth on the saws
 Black fly from Dy part.
 319. *Picea Elytra Melo. vulgaris*
 a good polariscope object

- 23/12/65 320 Elytra of Beetle,
 321. *Pulex sciurorum*, Squirrel flea.
 322 " *canis* Dog flea
 323 " *Felis* Cat flea
 324 Proleg of *Podura*.
 5/1/66 325 Curious feathers of a moth
 caught towards
 Autumn, spread $1\frac{1}{4}$ beautifully
 tined, wings of a warm brown.
 white shoulders, & deep brown
 twisted feathers on the back. These
 are from the brown part of the
 wings.
 326 Seed of *Lotelia inflata*
 327 " *Porta Laccæ*.
 328 *Pediculus*, male, good, ~~fine~~.
 329 *Pulex sciurorum*, squirrel flea
 330 *Pediculi*. 3 females, good.
 331 Foot *Dysiscus laticus*, clear.
 332 Sheep tick, male,
 333 " " Female
 334 Bed Bug
 8/3/66 345 from traps of Berkey, of Aphis
 See *Scientific Collector's Vol III* p. 39.

18/8/66

- 357 Fleas, 3 from Black Squirrel
- 358 Formica
- 359 Brauchippus stagnalis in Balsam
- ~~360~~ Rabbits tongue papillae
- 361 Little insect with eggs attached.
- 362 Parasites of frog, male & female, very perfect.
- 363 Teeth of snail & Dytiscus.
- ~~364~~ Sympedra splendens in glycerol
- ~~365~~ Diatomacea (in well water)
- 366 Larvae of Mosquito.
- ~~367~~ Larva aquatic (Dragon fly)
- 368 " " "
- 369 Spiracle Dytiscus latus, very good
- 370
- 371 Long legged fly,
- 372 Midges coming to the light 15/6/66
- 373 Mosquito heads, caught in the swamp 15/6/66.
- 374 Comendia Cinnamomea a piece of the flowering

pond, pressed in blotting paper & laid on the slide with balsam

- 375 Brauchippus stagnalis, in a cell with glycerine.
- ~~376~~ Alga, nostoe, in early growths.
- 377 Sphagnum, a branch,
- ~~378~~ Leaf of moss showing cells
- ~~379~~ Alga, nostoe, in early growths,
- ~~380~~ Leaves of moss, showing cells,
- ~~381~~ D.
- ~~382~~ Draparwaldia glomerata See Sarsel pp 120.
- ~~383~~ Single leaves of sphagnum
- 384 Leaf of moss, (Dr. Powell took it)
- ~~385~~ Minute Mop
- ~~386~~ Utricularia vulgaris or Haddea wot. showing Raphides.
- 387 Vaucheria succisa
- ~~388~~ " "
- ~~389~~ 3 leaves of moss, (cells)
- 20/6/66 ~~390~~ Diatoms, Desmidi, congregating alga, put up in glycerine water & spirit & fastened immediately

43
25/6/66

391. *Osmundia cinnamomea*,
as an opaque,

392 *Polypodium phegopteris*, not
fully in seed, some green,
others yellow, others brown,
The only plants of this I have
seen are in a patch in Holly
wood edging the B. Ash swall.

26/6/66

393 Snow fleas, these were put
into liquor Soda & spirit in
March/65

394 Deer fly. parts v. bad been
in potash for a week now in
tobacco.

395 *Dryocampus senatorius*, exter-
nal surface, vagina, very
large yellow eggs inside the ab-
domen. Abundance of tracheae
Neither stomach or tongue that I
could see, might this surface
be necessary in order to give
protection to the eggs when depo-
sited.

29/6/66

396 *Osmundia claytonia*. Grey ⁴³ of 801,
Rather an early fern & fruits as it
opens turning very dark & pungent.

397

flowering only on the upper pruned
of the pond; covered with sori.

398

Aspidium.

Found flowering only at the top.
Giving Mr. Edw. Scarlett's.

399

Spores appear to be very black: if
put up in blotting paper, or between
pieces of glass, & suddenly expo-
sed or breathed upon the curled
coverings of the seed unfold &
throw the seeds on every side.

400.

Eggs of.

on the wither bushes at the side of
the G.D.R.

401

Tracheae from Larva of Dragon
fly.

2/7/66

402

Zygnema cells? in conjugation

6/7/66

403

Mouth of Deer Fly.

- 404 Sting of Potter wasp *Eumenes*
paterna.
- 5/7/66 405 Head of
- 406 Rust on *Naumburgia thyrsiflora*
or tufted loosestrife.
- 407 Spores of Rust on *Podophyllum*
peltatum, when black; balsam
- 8/7/66 408 *Botrychium*. Spores plentiful
in this slide: three lots in it. In
perfection now.
- 409 *Podophyllum peltatum*, piece
of leaf with ripe spores of rust.
- 410 Farina of the Bull Rush.
- 411 Rust of *Podophyllum peltatum*.
- ~~412~~ *Calypso borealis*, part of perfect
& fringe showing cells & nuclei
- 413 Stomach Capricorn Beetle
- 414 *Alga*.
- 415
- ~~416~~
- ~~417~~
- 418
- ~~419~~

Conjugated
" "

12/7/66

- 420 Chetopodora, these grew ⁴⁵ while
in the saucer in my window &
are in glycerine in a thin glass
cell.
- 421 Head of a Beetle.
- 422 Head of larva of Dragon fly
- 423 " " " "
- 424 Larva of Dragon fly
- 425 " " "
- 426 Rust, *podophyllum peltatum*.
- 20/7/66 427 " Canada Beetle
- 428 Large acarus that attacks us to
to the Black Squirrel head, half
of the abdomen & shield on back.
- 28/7/66 429 Stomach of Katy-did.
- 430 Feet & various spots in leg of
Katy-did, Harris pg 159.
- 430 Spiracles in Katy did,
- 432 Wing cover & musical organ
in Katy-did or Phylloptera ^{golia} *oblongata*
- 30/7/66 ~~433~~ Spiracles *Phylloptera oblongata*
- 434 *Phylloptera oblongata* Teeth or projectors
on sound organ & spot on leg.

46
30/7/66 435 Saws of Saw fly that destroys
the crown buds. See notes,

~~436~~ *Cladophora glom.* glycerine

~~437~~ " " "

438 " " dried & put up in

~~439~~ " " in chlorobalsam

~~440~~ " " in aqua distil⁵

~~441~~ " " " "

~~442~~ *Uva bullosa*, glycerine

~~443~~ Drying Alga, balsam

~~444~~ Fertilization of *Chara vulgaris*
Globules (red) & nucleolus

~~445~~ Eggs of butterfly on currant

~~446~~ Internal structures in *Phylosp.*
tera oblongata, dipped in car-
mine, mounted in glycerine

447 Alga, diatoms, dried, balsam

3/8/66 448 *Trichina spiralis* from
Collins England.

449 Young oysters, opaque

450 Intromittent organs & mouth
of large flies. Back, nearly
black with whitish bands. $\frac{3}{4}$ long.

6/8/66 ~~451~~ *Cladophora glom.* dried & put
in balsam. ⁴⁷

14/8/66 452 Rust, Willow & Thorn.

453 Water fleas &c in glycerine

~~454~~
455 Alga. very dark, & full of spores
in aqua distil⁵.

456 The same, more varieties,

457 *Coccolonic* " " dried with balsam

458 Elaters & spores *Marchantia poly-
morpha*, in Hossom in Holly's
woods after a fire.

459 Saws of saw fly & male organs.

460 Gastre teeth, *Phyloptera oblongata*

~~461~~ Sound organ " "

3/10/66 ~~462~~ Alga various

463 Marine alga, a bit of sea weed.

464 A bug, strange variety,

465 A bug.

466 Red Bug, female with eggs.

15/11/66 ~~467~~ Diatomaceous &c. Dry *Bacillaria*
from Dry *Cladophora glom.*

- ~~468~~ Diatoms, boiled in acid: not cleaned, only dried over a lamp & put up in Chlorobalsam
- 469 Diatoms from the Sunken. sent to Gb's Pottu Toronto
- ~~470~~ Diatoms from the Sunken,
- 471 Mouth of Humble Bee in balsam
- ~~472~~ Colony of Gomphonema on Cladophora glom^a in aqua distil.
- 473 " " in Chlorobalsam
- ~~474~~ Eucyonema prostratum in aqua distillat^a.
- ~~475~~ Diatoms, Bacillaria &c dry unprepared in any way
- ~~476~~ Gomphonema, dried & pulled apart somewhat.
- 477 Diatomacea, Bacillaria &c dry
- ~~478~~ Cladophora glom. with Diatom
- 479 " " in glycerine
- ~~480~~ Eucyonema? a few skewing thin
- 22/4/66. ~~481~~ Muscle. steeped 12 hours in nitric acid 1 part water & put up in load by's sol. (Mullon)

- 12/12/66 482 White ash
- 483 Cherry. from the Church pitting
- 484 Black walnut
- 20/12/66 ~~485~~ Malpегian tufts. Human Kidney from a cowled in the Jail, Toronto, injected with thin at Min Coll by Arthur. Dec^r: 1886 put in glycerine when injected
- 25/12/66 486 Human Kidney skewing Malpегian tufts put up by Topping for a Dineb & given me by Arthur.
- 487 Fossil human bone from Guadalupe, put up by Topping & given me by Arthur.
- 1/1/67 489 Sickeron & Camphor wood
- 490 Camphor Wood.
- 491 White ash
- ~~492~~ Almond shell skewing very pretty cells not unlike bone, ground thin & left in glycerine. They do not skew well dry or in Balsam.

16/1/67 493

Aspidiotus conchiformis, or
"oyster shell bark louse". for
a description of this little destru-
tive thing see Harris pp-254.
& practical Entomologist at pg
31 of vol II: where there is a
good drawing & description

494

3° 3° 3°. these
were taken off the apple branch
where they are usually found:
& along with them on slide 10.
394 are some of the red black
eggs so plentiful round the
kinds of the Berkery w^h grows
along side. The eggs are per-
fect & are not yet hatched:
what they may do in conse-
quence of being in a heated room
I can not tell as yet 16/1/67

18/1/67 495

Tooth of a Beaver? This
has been ground for many
months, is put up dry.

18/1/67 496

Tooth of a squirrel? ⁵¹ long time
ground, picked & put up dry.

497

Notodontu con. These caterpillars
were put up in fly^c on the 27. aug 1865

498

Teeth gastric or stomach of a slug.
put up in fly^c in the spring of '66
& then washed in water & put up
in Canada Balsam. (fly^c not out)

499.

~~Larva of *P. maculipes* fly. treated
Stomach of Beetle
Stenocera sp. 498~~

500

~~Sample of red *Bulgaria*
Stenocera sp. male, treated with~~

501.

Curious Larva ~~from rotten wood.
female *Stenocera* sp.~~

22/1/67

502

Section transverse, (immediately at
right angles to the long bone (femur)
of a blood horse about 7 ye old: once
the property of Mr. Peake. Horse died in
18 (very good) (put up dry)

503

Tooth cow, longitudinal, showing
the whole depth. (dry)

504

Tooth cow, transverse, greatly
broken an old tooth that had
been too much treated in
balsam. (dry)

54

524 Transverse section, half of
Palatal tooth of proboscis given
me by Dr. Powell: extremely hard.
In the sac.

2/2/67

~~525~~ Transverse section, root of Blood
Root. Dry since spring, soaked
in water, cut & put into Balsam

" 526 Leather from head of

same as 519.

" 527 Compound eye of Cicada
or Harvest Bug. long dry
now in Balsam.

7/2/67

528 Maxillary bone of Beaver.

529 " " "
tooth put up dry.

" 530 Dentine & enamel of Beaver
incisor tooth dry

" ~~531~~ " " " in Balsam

532 Leather of English Pheasant
given me by Mr Peake,

533 Scale of Brill, given by J.F.

534 Elytra of Diamond Beetle &c.

~~535~~ Wing of Common Bee

11/2/67

536 Sawed. from P. 55.

537 Wing of Butterfly Peacock Butterfly

538 Longitudinal section from the
dense & thin part of a wild
goose's leg.

A. Dense part
B. Blood vessel seen.
tightly arranged.



} put up
dry. given
me by Dr.
Powell.

539. Transverse section leg bone
of wild goose in Balsam as
the sketch in 538.

540. Long^l. section, leg bone of wild swan
having a small portion of the
hard part of the circle. Dry.
The bone is more brittle, & the ba-
nerious are more regular than
in the Goose.

541. Long^l. section from leg of wild goose
showing the dense & more open
structures in the same specimen.

542 Scale of English Mullett.

543 Hair of white Mole.


544 Transverse section leg bone of cat

545 " " " very old. same as 536.)

56
12/2/67

546 Transverse section leg bone of Cat close to the upper end same as 556. all dry.

547 Transverse section tooth of Bear, thin & dry. Shows the structure well.

548 Transverse section, prominent bone of Beavers ear.  The inner division of bone is rubbed away. The section is from the outermost point of the bone.

549. Section of the rect shaped bone in the inner portion of the Beavers ear.

550 Transverse Section Human Fibula. This bone much like same many years in the ground: it was taken from an Indian burying mound at Woodbridge Ct. put up in inspissated Balsam (changed to balsam pure)

551. Transverse section swan's leg. in thick or tinted Balsam

15/2/67

552 Long Section Fibula (human) thin, put up dry, a good specimen same bone as n^o 550.

553 Transverse section, same bone, thin, dry. Human Fibula. ^{perfect} very

554 Transverse section leg of Race horse. Given me by J. Peake, Ground by Dalton. (Dry.)

555 Transverse section Leg bone of Horse. Same as n^o 554. ^{very fine} put up dry.

16/2/67

556 Native silver, Mr. Peake brought a little earth from Deptford to test. The blow pipe melted it immediately. The little balls are malleable. & the residue is parted like silver. A little ball, a glass pipe, & parted hits.

557 The above parted in Nitric acid & allowed to dry. Phariscope,

558 Earth, from the Township of Snowdon containing a good supply of silver (noted) given me by Dr. Peake he got it from the Company.

a section

19/2/67

559 Longitudinal section Human Fibula. Probably an Indian found in a mound near Launceston, bone has lain long time.

" 560 Same as the above n^o. 559.

" 561 Grubs or borers, under the bark in young pines cut down about a year: from D. Brwell's, pretty feet like teeth at each segment of the body. In Balsam.

562 Longitudinal secⁿ. of leg bone of Race horse, from J. Peake put up dry.

563 Borer or grub curious acarus & skin of grub. under the bark of young pine cut last summer. (See 561)

564 Transⁿ. secⁿ. Human Fibula very thin, put up dry.

25/2/67

565 Lower extremity of one of the

28/2/67

59
fangs of a Cow's molar tooth transverse ground by Jimmy
566 Transverse section leg bone of a cat very thin, dry, Cat was killed on the Railway tracks during the winter, very pretty. Ground & finished by Jimmy. -

567 Longⁿ. Red oak. plenty of dotted ducts. being used in the Cb's. Seats. very open wood.

1/3/67

~~568~~ Small plants found on a little bit of Rotten wood. Cells are pretty, a still smaller also. A. Lichen.

~~569~~ Appended wing, from seed of Red Maple Acer Rubra long time glycerine, now in Balsam.

570 Two sections of Berkeley, cut the winter last year & have lain in Spiritini.

571 Longⁿ & transⁿ sections of Red Oak. tolerably thin, show well.

60
7/3/67

572 Transverse sec^{tn}. leg bone of
a 2yr old Heifer hind leg
just below the knee joint.
fresh bone, put up dry a
curious instance of absorption

23/3/67

573 Scales of Eel. given me by
Arthur,

" 574 Crystals of Siquor Sodae.

" 575 Section of wild Clypeatis

" 576 Sheep Ticks.

" ~~577~~ Fetal bone of Lamb,

" 578 Mouth of Butterfly

" 579 Mucous surface stomach
of frog.

29/3/67.

580 Particles of fossil shell, either
Peculiarophalus cana: or some
smaller shell.

581. Bone of calf 6 weeks old
front leg.

7/5/67

582 In glycerine these insects were
~~583~~ feeding on a beautiful
bright scarlet fungus. They
appear to be the self-same

7/5/67.

~~583~~ as 583 w^{ch} were floating in a
small pool. They seem to be all
snow fleas. *Podura's* Horse in the
water were reddish brown, their skins
cover the water, when hit to be put
in them they spread their tails.

" 584 Palatal teeth in a small land
Lizard. They are on the upper
part of the mouth.

585, Transverse section leg bone of
a deer full grown Bucks, quite
dry. Very solid, put up dry.

9/5/67.

~~586~~ *Gomphonema berkeleyi*. Stones in
the River are quite covered with it:
dry in Balsam

587. *Cypridocypris brebissoni*? These
Osmids were formed in a ditch on
the Railway at Weston, they seem
to be attached below by a whitish
mucous membrane & pringed on
the edges with bright green. Dry
in Balsam w^{ch} has split them in two.
~~588~~ *Cypridocypris brebissoni*, in glycerine

- (2)
20/5/67. ~~587~~ Tetraspora, ? minute
" " alga in pairs. gly.
" 590 Vaucheria haucata,
" ~~591~~ " " found in
" " Mr. Wadsworth's milk race. gly
" ~~592~~ Vaucheria gemminata &
" " a conjugating alga also. gly
" ~~593~~ " " " " good. gly.
" ~~594~~ Cylindrocapsa cellulosa
" " put up in Aqua destillat
" 595 Vaucheria haucata (gly)
" 596 " gemminata, gly.
" 597 Cylindrocapsa cellulosa, (gly)
" " very good.
" 598 Vaucheria haucata. (a haucata)
" 599
" " a kind grass. pretty spirals
" " in the anthers, (anthers alone)
" ~~600~~ A ~~small~~ anther of the above
" " pulled apart to show the spirals
" 601
" " little petals, & pistils.

+ Dr. B. 27/5/67

- 27/5/67 ~~602~~ Colony of *Gomphonema berkleyi* 6.3
& *Synhedra splendens*. Aqueduct
" ~~603~~ Conjugating alga, *Zygnema*
" 604 Old *Cladophora glomerata*, with
Cocconeis pediculus,
quantity of *Synedra prostrata*?
& *Synhedra* V. V. in tallam.
" ~~605~~ Same as 604. but in glycerine
spirit water. (very good)
" ~~606~~ *Draparnaldia*
& small diatoms,
" 607 Conjugated alga, *Zygnema*,
" ~~608~~ *Vaucheria*,
" ~~609~~ *Cladophora*, with curious diatoms
" ~~610~~ *Diatomaceae*,
picked up in a running ditch
as a bit of red scum or dirt -
" 611 *Draparnaldia plumosa*.
" 612 " "
" 613 " "
" ~~614~~ Conjugated alga, *Zygnema*.

- ⁶⁴
 27/5/67 ~~615~~ ~~616~~ Conjugated algae Zygnema.
 June 1/67 617 A rust found on a dead leaf
 " on the ground in W. Holley's wood
 " put up dry.
 618 Cladophora with curious
 " diatoms like 609, but in
 " Balsam.
~~619~~ Diatoms like 610, but in
 620 Balsam.
 4/6/67 621 Erect threads of alga? clipped
 " 622 from the back a small, living
 " " in Drepanaldia in Coopers
 " " Creek, Diatoms numerous.
 " ~~623~~ Bright yellow frothy alga on
 " the Parkway pond. Zygnema.
 5/6/67 624 Gold from Madoc, Sir G. Scarlett
 " washed for himself in the Richmond
 " on mine & gave me this sample
 " there was very little gold in com-
 " parison with the magnetic iron rd
 " more than two or three per cent. He was there in
 " April/67.

- 5/6/67 625 ⁶⁵ California gold, as pounded up
 " " ready for melting. Sir G. Scarlett
 " says this is a rich sample.
 " 626 California gold as pounded,
 " showing how very small the particles
 " sometimes are & how firmly imbed-
 " ded in the quartz. Both given me
 " by Sir G. Scarlett.
 11/6/67 ~~627~~ Vaucheria. racemosa? in a still pool
 628 in the wood close to Black creek. Wm.
 " Holley's Farm. Note! This Vaucheria
 " seems to be attached to the bottom, & feel
 " quite when handled. While the Zyg-
 " nemas appear to float
 629. Human bone Titula, like 110's
 " 529. upper end of the bone
~~630~~ Zygnema. found in a
~~631~~ small pool, quite exposed, & floating;
 632 back of H. S. 18 rubrous; while crossing to the
 " S. Con. of York. In different stages of
 " conjugation.
 16/6/67 633 a fresh water lava
 " plentiful in a slow stream in W. Holley's woods
 " in Balsam. (Sims gone in 1867)

66
20/6/67

- 634 Curcul saw flies in Glycerine male & female.
- 635 A pretty moss, minute cells. in Balsam. (long in Balsam & Chloroform)
- 636 Flies mounts, in honeycomb & V
- 637 Aquatic Larva, formation of Elytra apparent.
- 638 Flies mounts,
- 639 Aquatic Larva curious Mosquito undeveloped.
- 640 Aquatic Larva ~~like~~ 637
- 641 Head of male Mosquito?
- 642 Scales or feathers of a very " " curiously marked little moth.
- 1/8/67 643 Gommidia regalis? picked on Chapin's Creek 1/7/67
- 644 " " on Chapin's Creek flowering on the upper parts of the pond.
- 645 Curious & pretty diatoms or or in simply Trachearia, taken in Chapin's creek.

2/7/67

- 646 Diatoms in Balsam (from ditch).
- 647 Diatoms in Balsam
- ~~648~~ Batrachospermum confusum, found in Chapin's Creek, July 1: 67. in Glycerine
- ~~649~~ ~~the same in~~ gly. spirit & water. Looks like an alga but not so internally, but more like a Diatom, reddish. in gly. sp. H.W.
- " x 650 Monogothia gemiflexa? taken too late, in the pools about the Hummer at the Lake on the shore.
- " 651 Batrachospermum confusum. in gly. water & spirit & flattened
- " 652 Monogothia gemiflexa, in gly. water (spirit)
- 11/7/67 ~~653~~ " " " "
- ~~654~~ " " " "
- ~~655~~ " " " "
- ~~656~~ Cladophora, with diatoms, touched with iodine & put up in gly. & spirit & water.
- 657 A Lichen, on rotten wood at Chapin's creek,
- 658 Fern opaque, dry large specimen,

68
15/7/67

~~659~~

Larva aquatic, taken in
Mr. Holley's woods in the little stream
near the Black Creek.

"

"

Two caterpillars w^h destroy
the Conium or wild Parsnip,
two water boatmen, one smaller,
& a species of Synips.

"

~~660~~

"

"

"

"

17/7/67

661

Pteris aquilina: gathered in
the garden where it had
been brought with cedars for
the hedge. Brake, or hakeca

"

"

"

"

20/7/67

662

Deutzia scabra, Lower &
~~under~~ upper side of leaf.
opaque. given me by Mr.
J. Thompson Caulton.

28/7/67

663

Protonispa large water bug
~~664~~ *Cladophora*, with *Zonopho-*
nema dichotomum growing attach
ed to a wharf at Prescott
where the Prescott & Ottawa
Railway station is. It was
drugy brown with diatoms
in 10 or 12 feet of water.
in the St Lawrence r.

20/8/67

~~664~~

in spirit of glycerine V?

~~665~~
~~666~~

as the former is (*Zon. dichotomum*)
D^o D^o but in glycerine -

667

only, does not suit for Diatom.
Felt from the mouth end of
a little scale looking thing
attached to the flint rocks at
the falls of Montmorency above
the falls. Are they Water Spiders?

668

Diatoms V? dry, with sal-
suum from Prescott. in the
St Lawrence *Zonophonema dichotomum*.

669

Whole insect as seen ^{fact} on
the rocks at Montmorency.

670

Diatoms, dry in Balsam.

671.

D^o. *Zonophonema* V.

672

Cytophous bulbosus, from
rocks at Montmorency.

673

Pteris, diseased & good
from Montmorency.

10/9/67

674

A nest on Red oak leaf, picked
near Mr Dennis' swamps
while getting cedars. 10/9/67

- 70
10/9/67 675 Wood, receptacle & hairs of
" " fine wood. *Erechtites hieracifolia*
" " in Gray pg. 230.
" 676 Nerve from a cabbage caterpillar
in Balsam.
25/9/67 677 6 fleas, kept about a year
" in Arthur. very good.
" one male, 5 females.
678 4 Pediculi, various, human,
very clear, & good.
679 Leg of Bee. Very good.
30/9/67 680 Nerve from *Julus terrestris*.
681 in Balsam, ^{intestine with heads}
" ~~681~~ Stomach of *Julus terrestris* show-
ing teeth, ^{worms} striped muscle & ^{back}
" 682 Hooks mentioned by Rymer
" Jones pg. 282 in male *Julus*
" *terrestris*. Glycerine & cell
" 683 Worms, lying straight in narrow-
est part of intestine of *Julus terrestris*
" in Glycerine. curious heads
" ~~684~~ Narrowest part intestine *Julu*
" *ter.* in Glycerine & stained.
" ^{translucent muscular fibres}

- 71
30/9/67 ~~685~~ Narrowest part intestine of
Julus ter. opened soaked in
carnine & put up in glycerine a
fine worm in it.
" ~~686~~ The same as 685, showing muscle.
" ~~687~~ Worms found in old dragon's
" ^{w.} had lain in a port folio on
" the ground for years. They were
" very active. (in Glycerine.)
" 688 Scale looking insect attached
" to the rocks at Montmorency.
" one has been stained, they are
" in Glycerine.
" ~~689~~ Small, maggots or grubs found in a
" fungus (Gly) all broken up, mouth.
1/xi/67 690 Stomach of *Astacus fluviatilis*, or
" cray-fish full of hairs (Gly)
691 " " " (Gly)
" 692 Stronger hairs placed on either
" side of teeth in stomach of *Astacus*
" *fluviatilis*. (Gly)
" ~~693~~ External & internal or gastric teeth
" of *Astacus fluviatilis* (Sordby's solution)
" ^{in transparent} stained 12/21/67

72
1/11/67

~~694~~ Muscle from leg of calf. (Gly)
~~695~~ D. stained in carmine (Gly)
~~696~~ Moulds from bread. (Gly)
~~697~~ Enipisina, from a pane
of glass where a fly had died.

698
13/11/67

See pg 116 & 122, "Have's Handy Book" 1867
~~wrong~~ Struthiopteris, a pretty sample
gathered on a little creek that
empties itself into the trunk
at Edw Seaclets.

~~699~~ Stomach of centipede, taken under
dry leaves in the woods. stained
& put up in Glycerine.

~~700~~ Gomphonema & others, Gly.
701 Fungus as seen in dark spots
on the pear, called Dieckmuss Dieckm
Lema in Walsam.

~~702~~ D. D. in Glycerine
~~703~~ " " " " " "

~~704~~ Growing alga, with rings on the
trunk like necks. Verruculipera?
" in Gly.

~~705~~ Mougeotia verruculipera V. Gly.

13/11/67

~~706~~ Vauckeria truncata alga. Gly.
" ~~707~~ D. " " " "
" ~~708~~ D. " " " "
" ~~709~~ D. " " " "

" ~~710~~ Mougeotia, ? all in Hantzsch's fluid

" ~~711~~ Inclusion " " " "

" 712 Antomittant organs of a pair of large
flies caught in W. Holley's woods
last July & left in Glycerine. (Linnus)

23/11/67

~~713~~ Cladophora glo. in Hantzsch's fluid
showing the way the spores escape
picked from W. Madworth's clau, by Mr. Carter

721 Single circle of Hostoc, in H. fluid.

722 Draparnaldia & dianthus, in H. fluid.

~~723~~ " " " " " " " " " " " "

~~724~~ Mougeotia. " " " " " "

~~725~~ " " " " " " " " " " " "

~~726~~ Alga & dianthus, described ?

~~727~~ Scale insect from Maple trees

~~728~~ Mould on bread.

10/12/67

729 Teeth from Stomach of
" thick water treatment about the
" size of Dytiscus latus only narrower
cuticle placed 10/21/67 under the nail. (Da Gama)

74
12/xij/67

730 Four scale insects, in fly, taken from a twig of Red Maple.

~~731~~ Muscular Fibre & spiracles, taken from thorax of ^{large} *Dytiscus later*.

" under the ice, in a cattle guard

~~732~~ ♂ - but from a sac in the ab-

" domex, & attached to a small cord

" pointed towards the head & containing

" some yellow fat? both in fly.

733 Fossil wood. on the 8th Nov: 67 Mr:

" Mr. Gubb gave me a roughly ground seed

" w^{ch} he said was fossil wood, an oak?

" tree from Craigleith Quarry - Mr:

" Edinburgh, Scotland at about 100 ft

" below the surface: he got the bit of stone

" himself. See pg 40, & pg 375. Lyell's

" Elementary Geology. 6th edition 1837.

734 Three varieties of wood from California

given me by Dr Geo. Searlett Balsam

~~735~~ The same in Glycerine.

736 California mahogany. in Balsam

737 Mouth of fly, put up by Arcton

in Balsam

75

~~738~~ Skin, or carapace of Horse shoe crab., from Arcton (Balsam)

739 Skin & scales of sole. from Arcton (Balsam)

25/xij/67

~~740~~ Portion bone, leg of a ^{large} Heron or

Crauc, shot Sep: 28: 67. The bones

crack across in drying, are very

hard indeed. ground & put up in

Chlorate sine. looks well now.

6/j/68

741 Pupa of *Dytiscus later*, this was

found about July last, & put into

Glycerine. very pretty

" ~~742~~ Muscles of a wood borer taken

" ~~743~~ in a rotten stump, dry, (in fly.

Fibilla of the same. ♂

744 Fat of *Dytiscus*, & of water boatman

" in Balsam (clear)

745 Silicious condition of stem of

" German rush. simply scraped

" & put into Balsam.

7/j/68

746 Round end from Hip bone of an

ox: cut off ^{trans} 1867. dried till

now, put up dry; fell accidentally

746 behind the mantle piece, while drying

Duplicate, specimen cut in half.

- 7/7/68 747 Elytron of a little water uscel
 long lost behind the mantle
 piece, in my study.
- " 748. Eggs spread on willow leaf.
^{Palpicornes. Mydrophilus.}
- " 749 Larva (aquatic) with curious
 head tripartite shovel on head.
- " " taken in Ind. by Mr. Wolleys pond
 in animal Kingdom, by D. R. Jones p. 125.
 on G.T. Railroad Weston.
- 22/7/68 750 ^{mould} Tortion of a large flat fan-like growth
 or mould attached to pine joints, under Carlton
 Church, built on dry gravel, with
 thick walls, no air underneath. About
 6 in. built: the floors began to sink.
 Seen as an opaque with an web
 obj. the little cells of the pine threads
 of growth are very pretty.
- 751 Coral in Balsam good by lamp
 light not quite thin enough
- ~~752~~ Fragment from a beautiful
 stone full of fossils, orthoceratite?
 given me by Mr. Gribb Esq. who has
 picked up on the W. March
 of the Humber near his house.

- 77
 28/7/68 ~~753~~ Several small stones from H Stone
 " Humber, fossils, ground thin in
 " Balsam, transparent
- ~~754~~ From a Caddis work, taken in
 " Alga under the ice 2/7/68 in the
 " Humber. Glycerine
- 755 Parts of the same. Glycerine
~~756~~ Do Do Glycerine
- 757 Leg bone of calf near fetlock joint
 trans: not very thin, dry, good for 1 in obj.
- 758 Section (long) of Elm (sawup) the tough
 " cut I ever saw. A piece 3 in thick &
 " 1 foot long could not be split by two
 " iron wedges. Balsam
- 759 Enormite, coral V. in Balsam, thin
 & very good: from a bit of stone about the Humber
- ~~760~~ Section Elm long same as 758 Glycerine
 761 Balsam Bass wood, (long Sect)
 in Balsam.
- ~~762~~ Bass wood (long Sect) in Glycerine
 763 Willow, (long Sect) from an old
 " creek bed in Balsam
- 764 Pine, in Balsam,

- 765 Apple, long sec, in Balsam
 766 Lob, (white) tough piece, Balsam
 29/7/68 767 Stone with fossils from N. Stone
 " Neuron,
~~768~~ Coral, transparent, good
 769 Coral, thin, skewing a sort of
 " origin for its growth.
 770 Leg bone of half Draconaria, thin
 " in four bits, dry, same bone as
 " 757 only thinner, not enough polished
 771 Cellular tissue, tightly stretched over
 " a seed of Dogwood. The cells are
 " raised in the middle, & have a chain
 " like set of cells between. (Balsam)
 4/7/68 ~~772~~ Under cuticle Syacintb leaf
 grown in Louisa's room during
 the winter. Stupid in Carnine (Fly)
 773 The same thin glass =
 774 Tooth of Sheep hairs same section
 " dry thin ground by diamond
 775 Tooth of Sheep long. section dry.
 6/7/68 776 Foreign Fern, hairy,
 777 " " Stag Horn

- 6/7/68 778 Foreign fern, Golden,
 " from W. Scirselpolders -
 779 " Golden, single leaf.
 780 " Golden, long leaf,
 781 "
 782 " Adiantum
 10/7/68 783 Sicory nut shell, Balsam,
 784 White Cedar, long. section in Balsam
 " very free splitting, bond put with one blow.
 785 Foot Dytiscus later, good, Balsam
 786 Diatom's form: V. from the R. Law-
 " ruce in Balsam & thin glass cover
 " louse are $\frac{1}{8}$ of jetinae.
~~787~~ Larva of willow. They are
 contained in the folds of the ^{tree} buds
 made on the ends of the branches
 Glycerine & thin glass.
 18/7/68 788 Diatomacea, Cocconeum cyrillae
 Bacillaria V. in the river 18/7/68
 789 D. .. D. with a closterium.
 See 2p. thick covering them.
 6/7/68 790 Bees wings skewing booklets
 & hold them together (Dry)
 Bees dead on the snow.

80
 8/11/68 791 Bees wings, skewing booklets
 beautifully, in Balsam.
 " " " "
 9/11/68 792 Wings from
 " " caught in St. Cato's aug. 1866.
 " " Very delicate & clear wings. (Balsam)
 " 793 Wings of Honey Bee, booked water
 " " rally as in flight. (Balsam)
 " 794 Wings of Honey Bee booked by
 " " holding the finger on & drawing
 " " them apart to book. (Balsam)
 " 795 Wings of Honey Bee, 2 pr. booked
 " " naturally one partly booked.
 " 796 D. - 2 prs one booked the other
 " " unbooked. Both Balsam.
 10/11/68 797 Human Tooth, in Balsam, 1/2 a
 molar, w^h C. F. Miles had extracted
 on the 9th. It had been filled, & was
 decayed below the filling.
 17/11/68 ~~798~~ ⁷⁹⁸ Paucica of ~~Proteus~~ ^{Proteus} arguinus.
 a small one caught after
 high water. Gly. & stained,
 799 Intestine of an Annelid,
 Gly. stained. Muscle.

81
 17/11/68 ~~800~~ Foot of Proteus arguinus, in Gly.
 " skewing beautiful cavity
 " muscle & division of cells - V.
~~801~~ Intestine of an Annelid, muscle
 802 Ferlex? or haecae? at tail end
 " of an annelid w^h mores like
 " aural. Gly. stained.
 803 Larva, with plentiful abdominal
 " gills. washed up by presert. (Bal.)
 804 Foot of Dytiscus latus, (Balsam)
 805 Insect shell, ? like a mouth?
 806 Larva of Hydrophilidae, good. Bal.)
~~807~~ Notonecta, or water boatman Balsam
 808 Head of large fly. (Balsam)
 809 Worm in old papers (Balsam)
 810 ~~80~~ Mouth of little scale insect
 " from Mont morency falls.
 811 Skin of Larva (aquatic) spiracle.
 " Foot of 802. in Balsam
 812 Tail end of same in Balsam
 813 Mouth of the same in Balsam
 814 Elytra? long in liquid
 Spirit

87
21/11/68

(removed opaque 24/11/68)

(Balsam)

- 815 Larva of *Gyrinus natator*? Taken at the pocket See Microgra' Dieti.
- 816 Black Insect, always very rare, about in the spring: wings not opened.
- ~~817~~ Muscle from body of *Ephemera Vulgata* strica very plain. Fly.
- 818 Larva, with very beautiful abdominal tracheae (Bal)
- 819 Larva of *Gyrinus natator*? in Balsam, The most beautiful lines of tracheae I ever saw, Balsam has made it too light.
- 28/11/68 820 Bones from nose of a pig, thin in Balsam, Some of the Lacuniae & canaliculi very good. Not ground. Thin bits only.
- 821 Bones from nose of a pig. Thick balsam, (unpreserved) good.
- 822 Bone from nose of horse's skull.
- 823 do. ————— do Bals. unpre-^d
- 824 *Gyrinus natator*? Balsam Larva

Larvae

83

29/11/68

- 825 Bones from horse's nose put up in very thick Balsam, quite cold
- 826 *Gyrinus natator* Larva? Balsam
- 827 *Batrachospermum confusum*, sent me by Mosler. in Hanks
- 828 Larva, curious tail
- " two pins, V. taken in the pocket Balsam
- 829 Larva of *Ephemera*, clear, Bal.
- 830 Larva, taken in the pocket Balsam
- 831 Elytra from a Bug found on the Willows. Salicaceae, on Rail Road.
- 832 *Dickinsonia* sp: from Hampden Co. 9. 67 Illinois U.S. Human, occasional death. given me by Arthur (Fly)
- ~~833~~ D. — D. — .. —
- ~~834~~ Lion of mouse, naturally injected (Fly)
- 835 Lung of Dog. (Fly.)
- 836 Skin of the Human Hand (Fly) Sal
- 837 Colour of Turkey. Grad. sol. opaque
- 838 — — — ?
- ~~839~~ Horse foetal Lamb., stained, Fly
- ~~840~~ Cells in growth, from Abdominal tumour Fly

- ~~841~~ Cholesterine. from tumour (Gly)
 - Human, soft, unaltered.
 842 Alga, Zygnema nitidum? this was
 sent in a bottle to D. Howell taken
 from Cattle Guard S. D. Station (in Harkn.)
 fluid, Cytoblast very perfect.
~~843~~ Nerve, Diaphragm mouse in
 Camum Glycerine
~~844~~ Maggot? in Gly. very pretty, altho
 probably blow fly.
 845 Larva of Ephemerid stained
 with Camum. Balsam.
 846 Vaucheria caesosa, 6 hours in
 acid & sp^t. then in Gly.
 847 Vaucheria caesosa, as above but
 put in to Dupontium & Balsam.
 848 Trichina spiralis, human, in Balsam
 849 Larval worms, trachea at the
 tail. Balsam
 850 Skin up looking insect in fresh
 water, very common, Balsam

- 16/10/68 851 Vaucheria caesosa dried in
 Balsam,
 852 Very fine & small.
 " growing rarely & spreading every
 " where diatoms &
 853 Vaucheria caesosa? Glycerine
 854 Vaucheria " ? "
 855 " " ? "
~~856~~ Very fine threads of.
~~857~~ Vaucheria racemosa shows the
 " plan or skeleton well, in acid &
 " spirit then a day in Dupontium
 " & now in Balsam.
 22/10/68 858 Encyomena prostratum & other diatoms ^(on leaf)
~~859~~ Stellate bodies from leaf, dead in ^{10/11/68} Harkn.
 860 Trichina spiralis, human, balsam
 good & many of them
 861 Stellate bodies from leaf of a
 Nymphaea, probably alia or dentata
 in the balsam. Balsam
~~862~~ same as 861. in Glycerine
~~863~~ same & diatoms given me by
 W. Osler who drew my attention to them

- 86
22/11/68 864 Eucyonema protractum, in gly,
" given me by W. Oden,
" 865 Sigonema atrovirens, gly.
" " came from Kumbur Bay attach
" " ed to other specimens
" ~~866~~ Stellate bodies, same as 861
" 867 Botryospermum, confu: gly.
" ~~868~~ Eucyonema pros: like 864.
~~869~~ Diatoms, from Kumbur Bay w^h ^{Balsa}
" capt through cloth to get to the light
870 Stellate bodies & diatoms w^h were
" soaked in potato liq: Balsam
" Cocconeum chiefly. lauciolatum?
" Gomponeum ^{lauciolatum} of regard.
~~871~~ Skin of frog, in carmine, acetic
" acid, turp: & Balsam.
~~872~~ Do - Do -
~~873~~ Internal structure,
874 Silicious coat of head
~~875~~ Diatoms, Gomponeum or Cocco
" nema, lauciolatum from Kumbur
" Bay in Balsam, clean.
~~876~~ Cloaca, of frog. -

- 87
23/11/68 ~~877~~ Tongue of frog. Balsam
~~878~~ Do - Do - "
879 Skin of frog. "
~~880~~ Internal structure. "
~~881~~ (Stellate bodies in Mephac lutea
~~882~~) these have been soaked liq
~~883~~ Potatoes & sig: soda & boiled in li
884 Tinc acid. now in gly:
885 Mosquito Larva, balsam.
886 Wood Louse
" looking insect in the Kumbur Bay ^(Balsam)
887 Shrimp looking
" little insect. Balsam ^(Balsam)
~~888~~ Skin of frog. small nuclei pretty
24/11/68 889 Sassafras, showing pretty dotted
" ducts, in Balsam.
890 Stellate bodies from leaf of.
" in Balsam very clean & clear.
891 Tracheal end of aquatic Larva
" very pretty taken ^{Balsam}
" with rubber in the Kumbur Bay
7/1/68 ~~892~~ Mixed residue Kumbur Bay, a fine
~~893~~ looking & absorbing stellate to structure

88
7/4/68

892 Stellate bodies, tried in nitric, sulphuric & mucic acid in the leaf.

~~894~~ Stellate bodies & diatoms from Number more cleaned

895 In _____

(Surrey) ~~896~~ Diatoms from Number Bay

897 well tried & washed

~~898~~

~~899~~ Diatoms lying on the surface in the swamp & gathered with a knife point.

9/10/68. 900 Spiral vessels in leaf of Nuphar
" Lutea in Balsam.

901 Larva (aquatic)

~~902~~ " "

~~903~~ Larvae, several, & annelids
" taken at the Number pocket.

~~904~~ Centipede? (in old wood)

905 Red Bug. —

12/1/68 906 Fragillaria, dry. From Ches. Brook

907 Seed of Taraxacum leucodon on common Dandelion ^{dry} a good supply

908 Diatoms from the Number (in Balsam)
909

22/1/68

910 Diatoms from the Number chiefly Cymbella turpida? Balsam.

~~911~~ Diatoms & stellate bodies from deposit on a log. Balsam

912 Acarus, Balsam

913 Mosquito whole, in Balsam,

914 Wings of a clear wing moth on the Cur. ^{dry.}
" raut bushes.

~~915~~ Diatoms, good Cymbella & V. V. Bal

~~916~~ Daphnia pulex glycerine

~~917~~ Desmids V. ? ? on the rail way

~~918~~ Zygnem a deformation from

~~919~~ Number Bay in glycerine

~~920~~ Siles in German Rush. (Gly)

923 Acari from a Beer Bar. tap (Gly)

924 Hyla arborea, parts of (Gly)

~~925~~

~~926~~ Hyla arborea, balsam.

930 Tadpole of frog. (Glycerine)

932

933 Wing of small very dark moth, creeps into cracks like the clothes moth variety & has wings ridged when at rest in the V. V.

25/11/68 ⁹⁰ 934 Skin from foot or leg *Hyla arborea*
" stained, steeped in acid & spirit
" then turpentine & well dried.
" now balsam (nature). showing vocal
glands well.

~~935~~
~~936~~
~~937~~
938 Part of Common Frog, steeped
in Carmine Sol: acid & sp. Turp:
& now in Balsam.

939 Epithelium from tongue

936 Tongue, others, skin & web,

~~940~~ a circular organism? found
in the hummer.

30/11/68. 941 Larva wrapped up in *Dynada-
ridia*.

942 *Hydrophyllida*. a whole in
sect.

943 Larva aquatic wrapped in
" *Dynada ridia*. & mouth of
" a bellulidæ.

944 2 curious Bellulidæ.
" taken when deep in mud
" just before emerging
" curious mouths or covers

30/11/68 ⁹¹ ~~945~~ Skin of Toad, showing glands.
as opaque or transparent. This
toad was hopping about on the
plains near the hummer, terribly
dry ground all sand. probab.
by half a mile from water &
looked a very light colour yellow
wh. white.

~~946~~ *Hyla arborea* parts of on one slide
" soaked in carmine first then
" acid & sp. turpentine now balsam

3/11/68 ~~947~~ Part of a white mouse.
~~948~~ ~~949~~ ~~950~~ ~~951~~ ~~952~~ ~~953~~ ~~954~~ ~~955~~ ~~956~~ ~~957~~ ~~958~~ ~~959~~ ~~960~~
stiff stained, seen in acid
& sp. then turp's - & now Balsam

954 Larva of dragon fly (large) bal.

955 Spiders (bal)

956 *Hydrophyllida* bug.

957 Larva aquatic curious teeth

11/12/68 958 Diatoms from London (by Colen) Bal

959 Skin of small tadpole long in

" acid now in Balsam

960 Sting of Honey Bee -

- 961 Spiders, Balsam
 967 Spinnants of the same Bal.
 968 Sponges from a Kettle Bal
 969 Sponges from a Kettle Bal
 970 Sponges of a Polyp. Sg.
 971 Polyps, in Sg.
 974
 975 Wet work growth round root of a
 976 Willow tree in the same (Sg.)
 978
 979 Diatoms from the same (in Sg.)
 980 Diatoms from Chalk Pond
 Biddeford Maine in Balsam
 981 Diatoms from Monmouth
 Maine, Balsam.
 982 Diatoms from Peileys meadow
 Biddeford Maine. Bal.
 983 Duck Pond Matignon
 Maine Balsam
 984 Diatoms from Clonfield
 Maine Balsam
 985 Richmond Virginia.
 986 Chalk Pond Albany Maine.

8/2/68

- 987 Diatoms
 contained in a yellow gelatinous
 lump or lumps attached to
 stones & Cladophora in the
 Mucker, Balsam,
 988 Diatoms,
 with Cladophora, V. Balsam
 989 Ephemeris, good, caught in
 the Autumn, in the Mucker
 in Balsam
 990 Worm, taken in alga & mud
 attached to McDougalls race
 to the wood work — Balsam
 991 Head teeth V. one of the side
 in side ^{! (Sg.)} Mark is turned one
 way & head (prop) with it to the
 the other way.
 992 Alga, Encyonema prostratum
 Scizoneura, Zonophorena
 V. V. on a bit of Cladophora
 floating attached to the pier
 at the Union Station tossed in
 the waves.

- 15/4/88 993 Alga, conjugated, obtained
in W. Wadsworth's flat (Fly)
- 994 Navicula Gibba, attached
to dead Batrachosperma
in Wadsworth's flat, (Balsam)
- 22/4/88 995 Fleas 2 male & female taken
in a cobweb under the ^(Bul) ~~cap~~
- 996 Spiracles on tail end of a
" thick worm in alga attached
to the Dougall head race (Bal)
- 997 2 aquatic worms with
voracious jaws. from the
same head race (Balsam)
- 998 Aphid with white down
" attacked on Beech Twig (Bul)
" always swaying their tail
" end about. curious. (Bul Balsam)
- 999 Spider, legs & head Balsam
- 1000 Head end? of aquatic worm
Balsam,
- 1001 Wood borer, Balsam
- 6/4/88 1002 Head of spider small with
feathers like on it - seen of
sunny places - Balsam

- 6/4/88 1003 Head & Thorax of spider. Balsam
- 1004 Mouth tongues V: of spiders. (Bal)
- 1005 Tail end & head of aquatic worm
" spiracles like 996 Balsam
- 1006 Aphid, like 998. Balsam
- 7/4/88 1007 Head, teeth lips antennae of
" the common wood borer plus
" tip when the floors were being
" removed. in the Passage 14/88. (Bal)
- 1008 Spiders Eyes, separate V: of Bal.
- 1009 " Teeth lips. V: V-
- 17/4/88 1010 Crab like mandibles of a Carabid
" Beetle caught on the track today
" quite black, & Mouth of a large
" white borer from a cotton borer
" wood in Holly's wood. Balsam
- 1011 Stomach, quantities of gastric
" teeth of the above beetle, & the
" anal end of its abdomen 1 a female
- " 1012 Spiracles of a large white
" borer in Cotton borer wood.
- " 1013 Head of a very round yellow borer, in
" Cotton borer wood, mouth of beetle &
" teeth of the white borer

- 17/11/68 1014 Alga, showing the horn spore
 " " dry for winter in Balsam
 " 1015 Red spiders, in a cluster in
 " " water. in Balsam not good
 " 1016 Covering or skin of a spider
 " " upper side, showing plate of
 " " chitine in the middle.
 " 1017 Head & tail skin of cicu-
 " " lar borers.
 " 1018 Spiracles of a large white borer
 " " in rotten Bass Wood.
 " 1019 Stomach of same borer
 " 1020 having bunches of setae or
 " " strong bristles on papilla like
 " " processes -
 " 1021 Spiracles & foot of a black
 " " Beetle & feet of spider
 " " Good & clean - Balsam
 " 1022 Maggots & a wood louse
 " 1023 Two very young Leeches? taken
 " " on a bit of wood in the cattle
 " " ground on the G.D.R. not
 " " good for much.

- 21/11/68 1024 ^{See 1036.} Cells as seen in fruit of Elder
~~transverse, but up day.~~
 24/11/68 1024 Feet mouth & feet of a large
 " long bodied fly. Balsam
 1025 Sting of a small yellow wasp & head
 " or mouth of an ant.
 1026 Antenna of a male spider
 greatly flattened, or crushed.
 1027 Spiders eyes. an attempt to
 to put them so as to be seen as
 in nature.
 1028 Mandible of black ant & mouth
 " of a large fly (1024)
 1029 Prolegs of a large Sp. impuncta
 1030 Mouth & intestinal organs of some
 fly.
 1031 Jaws of black ant with head
 & tail end of a aquatic worm
 1032 Lips of Astacus, stained &
 & now in Balsam
 1033 Biliary or caecal processes
 from stomach of Rotaria

21. xij / 68. ~~1062~~ *Trachea* from Pine borer
 showing the perpendicular lines
 of blood cells? or serum cells?
 " 1063. *Dickinsonia spiralis* in gly.
 " Guess me by *istha*.
 " ~~1064~~ Leaf of *Spagnum*? showing
 " very beautiful nucleated cells
 " glycerine.
 30. xij / 68. 1065 From inside a grub a pine
 borer?
 1066, Diatoms on a bit of wood
 1067 in the ditch where runs along
 1068 side the Cedar swamp, contain-
 ing *Synophora*, *Saccharina pu-*
radoxica, *Exillaria* & In
 Impressed Balsam
 1069 The same in Chloro
~~1070~~ balsam.
~~1071~~
~~1072~~
 1073. Tent of Cucklet. *Justice*
 old removed slides. good.

31. xij 68. ~~1074~~ *Muscles* from grub very
 good. Glycerine
 1075. Skin, tracheae, muscle
 of the same gly.
 1076. Skin, tracheae muscle
 &c. of the same gly
 1077 *Fania Knokera* in
 Balsam very pretty
 1078 Snow flea long put up
 & left forgotten. (Balsam)
 1079 Head of fly? in wh. the
 compound eyes show well (B)
 1080 *Pentameris*? ground thin
 'in Balsam, long put up
 1081. A small red Bug put up
 many years ago. Balsam
 It was very numerous on
 the Red currant bushes in
 1867 when we were at J. Den-
 nis' House where I put it up.
 It has been thrown aside
 as useless, but has cleared

- 27/7/69 1105. Worms found floating in
 the ditch in the swamp Jan.⁴
 25. 1869. evidently aerating.
 these have been in spirit & acid.
 then turpentine now Balsam
 Very curious mouths & barrel
 shaped abdomen.
- 1106 *Zomphonema beekleyi*, this
 was taken from a bit of grass
 waving in the water of the Black
 creek at a cattle hole on the
 5th Con. York, close by
 brick house Jan. 27. 1869.
1107. *Zomphonema beekleyi* with
 a few good specimens of *Sphincter-
 tocytus libilis*.
- 1108 *Chelifer canaliculatus*, little book
 scorpion taken in the
 books at Mr Beekley's. Is it
 from the books, or from the
 damp house?

- 27/7/69 1109. Stomach & internal setae or
 hairs of a Beetle (Carabean
 black, found under bark of
 an old pine tree. Glycerine
- 1110 Intestine of the same Car-
 bean, showing numerous &
 beautiful Velli. Glycerine.
- 1111 Muscle of the same, parti-
 ally stained. Shows beauti-
 ful wavy bands. The mus-
 cle was put into Carnine in
 one bit & the stain is strong on
 the outside or lips of muscular
 bundles.
- 8/7/69 1112 Velli of intestine in Carabean
 Beetle, hard to get rid of, Balsam
1113. Bipositor of Carabean Beetle
 showing curious structure (Balsam)
- 1114 } Seed or son of fern, Pleio
 1115 } long time dried & now in Balsam
 1116 } shows the seeds & V.
- 1117 Larva *Simulium molle*, stained
 in Balsam

- 8/7/69 1118. Larva, *Simulium molestum*
Ephemera, & a young spider (Bal)
1119. Spiracle & proleg of *Xyletus*
Robinia. (Balsam)
1120. Feet, & prolegs, spiracles &
Xyletus robinia. Balsam
- 11/7/69 1121. Larva from the Humber (B)
- " 1122 Sponges attached to a small
bit of Moss, like an egg (B)
- " 1123. ♂ - ♀. Balsam
- " 1124 ♂ - ♀ - Balsam
- " 1125 Stellate bodies in balsam (B)
- " 1126. } *Cocconeia cycloformis*
~~*Cocconeia*~~ & others
- " 1127 } growing in the outlet of the
- " 1128 } swamp at Humber Bay (Balsam)
- " 1129 *Tabellaria flocculosa*? on the bottom
- " 1130 on wood at the bottom in the
same outlet.
- ~~1131~~ } a very small alga. in spore,
- ~~1132~~ } attached to dead submerged
- ~~1133~~ } leaves in the Humber.
- ~~1134~~ }

- 11/7/69. ~~1135~~ Stellate cells Nuphar in Gly.
nicely cleaned by nature.
- ~~1136~~ Intestine, muscle, & antenna
of a dung beetle. very pretty.
Stained in Glycerine
1137. *Xyletus Robinia*. Internal
structure stained (Gly, good)
- ~~1138~~ } Internal structures of *Xyletus*
1139. } of *Xyletus Robinia* -
- 1140 } stained in Glycerine.
- ~~1141~~ }
- 1142 } Internal structures of pine
- ~~1143~~ } borer, stained in Glycerine
- ~~1144~~ }
- ~~1145~~ }
- ~~1146~~ }
- 1147 } Larva of *Simulium molestum*
- 1148 } a number together
- 1149 } Two with horn glass for obj -
- 1150 *Clelifer* (*Canceroides*?) found
by Mr. C. F. W. who was bitten
badly by something at night
- ~~1151~~ Head & parts of an insect
very like a woodlouse caught
in the Humber.

- 18/7/69 1152 Larva with large mask.
taken in moss in the humbler
ponds Feb. 8: 1869
- 1153 Two Larvae taken in the
humbler, clear eye & hair
on them with hooked tails.
- 1154 Diatoms with very thin
glass for $\frac{1}{8}$.
- 20/7/69. 1155 Diatoms from the humbler
taken from below in the bottom
at the Railway bridge today & dried
on the stone Balsam
- " 1156 The same with thin glass
for $\frac{1}{8}$ objection. Balsam
- " ~~1157~~ From scrapings on the side
of the bridge planks Balsam
- " 1158 The same with thin glass/Ba
- " 1159 Seeds v. of *Saracenia per-
janea*. The buds were above
the snow & readily obtained
on the ice.

- 21/7/69 1160 Diatoms from the humbler
well washed, & cleaned for
 $\frac{1}{8}$ with thin glass. Balsam
- 1161 D° ~~D°~~ *Gyrogonia* Balsam
- 23/7/69. 1162 D° thinly spread on large
glass, & from midway in
the liquid with a pipette.
- " 1163 D° on large glass. from
the heavier sediment. (Bal)
- " ~~1164~~ *Simulium molestum* larva
an attempt to ~~kill~~ space
& separate or dissect one (Bal)
- 1165 Diatoms from humbler in
this slide what appears to
be *Gyrogonia angulatum*
shows well, perhaps for night
show dots if dry (Balsam)
- 1166 Diatoms from the swamp. Meri-
dion orbicularis -
- 1167 Diatoms from the humbler. *Sim-
ella*, & *Gyrogonia* or *Pleurogonia*

- 3/17/68 1168. Parasites from Rose breasted
 .. Grosbeak, (*Fringillidae ludoviciana*)
 1169. Little Red Spiders. Balsam
 .. Parasites of Rose breasted
 .. Grosbeak with their eggs in
 .. Glycerine.
 1170. *Raphidia viridis*, from the humler
 in Glycerine.
 1171 Parasites of Rose breasted
 Grosbeak: with eggs. Glycerine
 10/21/69 1172. Feathers from crested head of
 Grosbeak, red. dry opaque
 1173. Fern, *Adiantum*? grow-
 ing in a pot in Flemings bot
 house. dry opaque
 1174 The same in Balsam
 1175 Diatoms from humler, with
 stones, sedimentary, rather large
 these remained after straining
 & washing Balsam.
 1176 Meridion obtained yes-
 terday in the swamp

- 10/27/69 1177 Meridion obtained yesterday
 .. in the swamp, dried & put up.
 1178 Young diatoms looking yel-
 .. lowish coloured on a slip in
 .. the swamp.
 15/4/69 1179. 3 or 4 *Closterium*s from the
 .. cedar swamp (Glycerine)
 1180 } Alga? unicellular or in muc.
 1181 } silage of *Limnathemum lacunosum*
 or like flower? very curious spiro-
 rals. See notes of this date or before.
 & sketch with camera of same date.
 19/11/69 ~~1182~~ } Diatomacea, cleaned, gather
 1183 } ed Mark 11: 69. from the sides
 1184 } of the old boat in the humler
 at the mouth. 1182 shows the two
 views of *Sphaerocapsa laticornis*. All
 three have several *Gyrodinium*s in
 but too clear to be easily seen.
 19/12/69 1185 Hares Foot Fern
 sent out by Louisa. Mr. Hornion
 in a letter to Mr. Hg

- 22nd/7/69 1186. Hares pool fern in Balsam
 1187 Larva, from the humbler
 1188 Larva, " " "
 1189 Diatoms, young, from the cedar
 " Swamp, as they settled in water
 1190 Diatoms young, as above but
 " not washed or disturbed at all
 1191 Diatoms, Meridional very little
 " disturbed; from the Cedar Swamp
 24th/7/69 ~~1192~~ Diatoms, *Diatoma vulgare*
 " with others from the humbler bog
~~1193~~ Diatoms, These have been
 " subject dried & balsam put
 " on, to preserve the way in
 " w^{ch} they become attached &
 " surrounded by an envelope
 " & some filled with little ones
 " all partly leant \approx but very small
 " had been a work in the aquarium
 " & rose to the surface in sun light
 1194 Foreign ferns sent me by Louisa from
 1195 Mrs. Hamiltons Jersey March 24. 1869
 1196 very large

- 26th/7/69 1197 *Gomphonema kenlyi*, from
 a spot in Sam^l. Searletts tail race
 where the water does not freeze.
 1198 The same in all probability,
 but from the Swamp, showing
 how these things are hatched, so to
 speak at this season & in springs
 in the sun light, both were scratched
 off chips or stone, looking a yellow.
 ish brown seecum, with the water trick-
 ling over it about $\frac{1}{2}$ an inch deep
~~1199~~ Bit of cuticle from the humbler
 ponds. on w^{ch} algae have taken
 root, & some are growing, some
 germinating, some in spore stage.
~~1200~~ A curious alga? in the *Gompho-*
numa, taken in M^{rs}. Searletts Mill
 tail race where it does not freeze
 one would be inclined to think
 this was some condition of *Eucyone*
ma, or *Cocconeia* or some other
 diatom, not an alga. See sketch

- 1869
 March, ~~1201~~ (Bits of Cuticle (vegetable) on w^h
~~1202~~) Algae have rooted & are growing
 " or in spore. These must have
 " lain long in the Kumber ^(P₂) ponds
 1203. Protozoa, in the intestinal
 canal of a Rock Bass, found
 lying on the plate of the Kumber
 after a picket. The fish was
 10 in or a foot long. In Hauty fluid.
 Glycerine struck them too much
~~1204~~ The same (in the sauce,
 1205 The same in cbl. Zinc.
 1206 The same Balsam.
 1207. Acari. Two small ones taken
 " from a wood pecker, Red head &
 " white spotted, that stays with us
 " all the winter.
 1208 Papillose coating on leaf
 of a fern,
 showing cell divisions beauti-
 fully. Balsam.

3. 11. 69. 1209. Seeds of Mullain, picked today
 " " growing in a stone wall beside the
 " " River. at Wadsworths. Balsam
 " 1210 Foreign genus, in Balsam
 " 1211 " " " " a very
 " " large variety.
 " 1212 Cuticle of cactus showing
 " " cell growth or form -
 " 1213. Pinnule of Hare's foot fern
 " " in Balsam,
 7. 11. 69. 1214, Diatoma vulgare, collected on
 1215 leaf of Utricularia in the Aqua
 " " inum. The same without leaves ^(Balsam)
~~1216~~ ~~Diatoms~~, Diatoms
 from bit of alga empty in
 sberia Epithemia &
 12/10/69 ~~1217~~ Diatoms, Epithemia tergitida?
 " 1218 These were in a tough white
 " ~~1219~~ scum attached to dead grass
 " on the Railway track today (Bal
 " 1220 Acari from a mouse, short
 tail, thick head, that burrows like a mole

- 20/iv/69 1221 Diatoms from prota in the
 " Humber ponds, allowed to
 " creep through cloth to the light
 1222, The same.
- 30/iv/69 ~~1223~~ Alga?, *Dinodyedia* V. in gather-
 " ing from a horse trough on the
 " road with side between pa-
 " miltou & Dundas, sent ^{by post} me,
 " from Mr. Odeh to see water bears,
 " did not find any. In Hautz
 " fluid & sealed immediately.
- ~~1224~~ The same, in Balsam, show-
 " ing the diatoms V² V²
- ~~1225~~ *Penetia* *arces*? growing
~~1226~~ in a thin white film on
 1227) the hard way ditches.
- 8/iv/69 1228) Diatoms from Humber
 1229) in conjunction curiously
 found floating in the stream
- 8/iv/69 ~~1230~~ Alga in conj. found in a
~~1231~~ ditch on road side between
 Du^c. scarletts & the toll gate, (Gly.)

- 20/iv/69 1232. Diatoms Large fine ones from
 the Humber
- ~~1233~~ Diatoms, from sandy cone
 " Lake Simcoe collected by (W. O.)
 " in 1868.
1234. Diatoms (The same.) (W. O.)
 " Diatoms from head of Kempsfelt
 " Bay Lake Simcoe. (W. O.)
- 20/iv/69 1235 Quib on a leaf of *Pyrola*
rotundifolia, found on the
 trunk of Green deer pond
- 4/vi/69 ~~1236~~ *Synhedra* *splendens*, as
 1237) found in ditch from Mr. Eagle's
 1238) to the Humber on left bank side
- 10/vi/69 1239. *Galeocbata* *scutata*. found on
 " the North side or dark side of the
 " Aquarium attached to the glass
 " See Haxell & Michx. Dict: in loc (Gly.)
- 1240 *Scenedesmus* *quadricaudatus*
 Hax: & Mich: Dic: in loc. having
 four about $\frac{1}{2}$ inch apart a little
 alga & some snails into a high

The rocks on W. Blotts pond Lake
Vice. Township of Dunn.

1257. The same character.

~~1258.~~ Alga, like sea weed

floating in a ditch crossing the Brus-
sels & Mansfield R.R. about a mile
or two below Dunnville. It was
covered at distances apart
with what appear to be single
cells. are they not seeds,
spores or something of that kind

~~1259.~~ Same.

24/11/69

1260 } Diatoms, taken on weeds at
1261 } mouth of Desjardins Canal by
1262 } W. Osler & noted by him
showing among other good diatoms
the Coscinodiscus armatus.

1263 The same day

1264 Do - - - - - very thin plates

1265 Spiders teeth & male antennae.

1266 Diatoms from Triglopa fulva
Surrella (plentiful) W. Osler
1267 From Stauroneis & Synonema W. Osler

1268.

7/10/69

Diatoms from stones on the
Humber the yellow coating so
common on stones. Is it not
young Eucyrtium prostratum?
1269. 4/11/69. Seeds of Sentanea fimbriata.
collected at the Humber mouth.

1270

very plentiful
in a patching in the swamp near
rise of the ditch. at this date 1/11/69
1271 Seeds of Lobelia cardinalis sent
me today 5/11/69 by Miss Doeken
from the Township of Dunn.

1272.

Upper & lower surfaces of
leaf of Deschampsia scabra: picked
white at Mr Osler's, Dunnville.
in September last. put up 5/11/69.

~~1273.~~

Contains several curious
organisms V. stellate bodies
V. in a thick scum on the fre-
naded pond at the Bridge taken
in Oct. 1/69. put up in gly.

glass & left it for 2 months all disappeared but a green residue with excrement of snails. W^h is the above.

~~1241~~ A Noctua with large cells & heads between. In W. Holley's words in the snail.

^{20/7/69} 1242. A gathering from Lachine, Montreal by Arthur. Fragments & many other diatoms &c.

1243. Larva, from the River. Balsam

~~1244~~ Larva Simulium nat. Bal.

1245 Head Cysticicus cel. pig.

Given me by W. Osler - G. G.

1246. Coleocetes scutata (G. G.)

^{17/7/69} ~~1247~~ Equis, from the Simulium. These rise to the surface & contain large single diatoms & fine gyrosigma. Equis of aquatic larva, the marks show well.

^{1/7/69} ~~1248~~ Equis, curious small gyrosigma

~~1249~~ Two. seem to be statohale of something.

1250 Teeth in stomach of Dytiscus Latus stained in Balsam.

1251. Staronau, two singled out showing structure.

1252 Diatoms V. in serum from Simulium Pond at this date.

^{30/7/69} ~~1253~~ From the Aquarium, a single diatom or two & single hard cased polyzoan

1254] From a gathering taken in the ditch that draws off from a mill pond before you come to Woodridge, on the Road side. They were dried slowly. 1254 has some dried suddenly by the spirit lamp.

^{17/7/69} 1256. Cladophora with Cer. pediculus took upon it. Gathered from

- 9/xj/b9. 1274. Duck of a bog, dry.
 12. 1275. *Batrachospermum vagum* -
 from the Hunter pond & fly
 1276 *Meloseira varians*, taken from
 a small stream south of Carlton
 race course.
 1277 *Zygnema alternatum?* from
 the Hunter bog. dried, show-
 ing position of Diatoms attached
 1278 The same, but not quite
 dried. shows more structure
 of the Alga.
 1279. 2 larva of *Simulium molishii*
 showing that they are just
 alive now.
 1280 ~~*Meloseira varians* & *Synisozya* etc~~
~~no 1276~~ accidentally broken
 1281 *Bacillaria?* *Exella?* or
Stoatesia else they may be
 attached to very delicate Alga?
 in the stream w^h gives rise to the
 creek at Sea. Letts. (Edw.)

- 18/xj/b9 1282. Diatoms. showing state
 1283. of al this date in a
 duckee barrel at the
 little house near St. Decu-
 nis. One of the springs
 w^h give rise to the water
 in the dikes in the swamp
 some long cladophora as re-
 sidual on the sides of the tub.
 a kind of *Loxonema* in
 Cong.
 1284. The same, as much in their
 natural condition as possible
 1285 *Meloseira varians* & many
 1286 more diatoms from a little
 stream ~~back~~ south of W. Heales
 at Carlton, see 1280 also.
 1287 } These are diatoms (mud)
 1288 } from Hunter bog. They
 1289 } have been killed & cleaned
 1290 } kept a year in spirits &
 water (clean).

- 22/ix/69 1291 *Saricella* from the falls
Niagara
- 1292 } Diatoms from the sunken
1293 } boat in the summer, well
1294 } dried, but not clear
- 1295 } *Saricella* ^{typicus & gemma} & other diatoms
1296 } *Sphinctocapsa* (*Cymatopleura*) *elliptica*?
1297. From stomach of a White Fish.
How was the trachea coloured?
- 6/xj/69 1298. These diatoms, ^{*Saricella minuta*} were gathered
as an oily scum on a little ditch
from Mr. Drives forge to the river on
the N. side the road.
8. xj. 69 1299. From mouth of Musk Rat. Showing
1300. ^{is a foreign form from Canada} ~~is a foreign form from Canada~~ feelers & stained,
1301. ~~is a foreign form from Canada~~
1302. put in acid, & now Balsam.
- ~~1303.~~ *Zygnema* & *Vesiculifera* &
we have been in staining fluid
for two months & now show nuclei.
Some rotifers stained.
- ~~1304~~ Shows development of *Pleop*
from Statorlast. *Sly.*

- ~~1305~~ Shows the growth of an alga in
intestines of *Julis tenistris*.
- 1306 Shows the acids of bundles of
- muscles & position of ser-
- menal matter in the muscle
- from fatal rat. *Sly.*
1307. *Hyla arborea* foot, pavement
epithelium on, large nerve &
~~1308~~ Papilla on tongue of (nerves.)
1309. Same, Loops of nerves.
- ~~1310.~~ Nerve separated. *Hyla.*
- ~~1311.~~ Heart of *Hyla*. Showing nerves
1312. *Coleochates scutata*, very good
these grew in the Aquarium.
- ~~1313.~~ Dostoe showing enlarged
or inflated cells.
- 1314 *Trickia spiralis* (encysted.)
From a subject (on the table) at New York
Shows the calcareous deposit. *Sly.*
- 1315 Protozoa? from mucus stomach
of a Rat. Both given me by
W. Osler. put up by him. Nov. 1869.

Jan 5. 1870. 1316. Tenca. one leaving segment
taken from a Dog. Juice
one by W. Osler. Balsam.

11/1/1870. 1317 Balsam } These little didtonus
1318 ^{Dry} }
~~1319~~ Aqua: dis: } were in a scum & in a
brown nucleus in the space spots
unfrozen in the little ditets below
W. Ironies strop. Now & then a
Turricula min: some navicula.
& plenty very small. ? are they not
young ones of some sort. Taken in
winter, Jan. 11. 1870. Horse in Balsam
& those dry were thoroughly heated or
burnt on the stone.

1320 }
1321 } ^{Balsam} A gathering from the rapidly flowing
1322 } water of a planked tail race: mill at
1323 } Woodbridge. several varieties.

1324 Cells covering a seed sent me by Cholybon
1325 from Salt Lake city. Very pretty & perfect.
Two varieties.

20/1/70
1326 Same as 1317. B. 19. only left to dry in a saucer
till now. Wrote & scraped off the rag covering.
small ones seem to have disapp'd - others hid in them

24/1/70 1327 Diatomus from the little ditets from
W. Ironies to the River (see notes of this
date.) Compare 1298, 1317 V. V. from the
same ditet. Put up & covered then
dried on the stone. Balsam

~~1328~~ The same made thin & dried
before covering.

1329 The same quite thin, & clear.

1330 A little cluster of Gomphonema
on a bit of Draperia aldia

~~1331~~ One of the little horse buttons, entire
- see notes at this date.

~~1332~~ Same, thinly spread

~~1333~~ & Horn Glass - pt for the 8.
1334 } 1334. scattered, 1335. an old button, 1333 a Gomphonema
1335 }

1336 } Duponudings, from Smith & Beck -
1337 } upwards of 2, & 3000 fathoms.

27/1/70 ~~1338~~ }
1339 } The residue after drying for a day
or near 1/2.00, on the saucer

~~1340~~ The same but of one of the little buttons

1341 Very young Cladophora taken from the
edge of the Aquarium & just covered
& put down (Haut's fluid.)

- 29/7/70 ~~1342~~ } *Gomphonema* V. very good
 1343 }
 ∴ ~~1344~~ } from a gathering made today near
 the Railway bridge over the outlet
 of Greendale Pond. Taken chiefly
 from a bit of bull rush.
- 29/7/70 ~~1345~~ *Mariculae?* *Gomphonema?* Or
 brown threads of *Draparwaldia* &
 other very fine algae, in the little ditch
 from the Middle pond to the Rivin
 near the bridge across it. (Heather hay)
- 7/7/70 1346 Diatoms from an open spot in
 ditch on G.S.R. close to the Blind
 Doll gate below Carlton. ? *Meridina* V. V.?
- 1347 *Denea*. ora *Dania elliptica*
 from a dog grass me by Mr. Osler
- 1348 Head of the same. D^o
- 8/7/70 1349. Skin of frog. (skind.) Balsam.
- 1350 a balance from a fly.
- 10/7/70 1351. Taken from Chapers Creek in
 bright yellow brown buttons on woods
 V. Is it not *Gomphonema dich.*
to mucum? They are growing?

11/7/70 ~~1352~~ From the little buttons in the
 ditch running to the River from W.
 Arries, Is it not *Gom. dichoto:* also?
 These are growing also?

From England

Becks 15/7/70.

- 1353 *Ischnia* marine Diatoms opaque
- 1354 *Polycystina*, opaque } *Paradoxa*
 1355 *Polycystina* transparent }
 1356 Wheels of *Chironomus*. marine -
- ~~1357~~ *Amphitetras autoleucivanas*
- 1358 *Biddulphia pulchella*
- 1359 Diatoms (selected)
- 1360 Diatoms, Doone bridge, Ireland.
- 1361 *Dicranatum saurus*
- 1362 *Grammatopora marina* (test)
- 1363 *Griffithsia*, alga. Polar:
- 1364 *Callithamnium refractum* (Alga Marina)
- 17/7/70 1365 Coating of seed of Iron wood. curious cells
- ~~1366~~ Part of a house fly. in Glycolic) very
 curious hatched muscle, V^o
- 1367 } Diatoms, *Gomphonema dich.* gathered
 1368 } when walking into Donuts with the wally Iker:
 1369 } b. very cold. Just South of the white bridge near
 1370 } Donuts on G.S.R. Railway through a hole in
 frozen about 6 inches long, snow curled
 over it. - Balsam.

8th/70. 1371 *Chelifer*, - ? After removing
the wax from a corked bottle of
Champaigne I noticed a minute
pink looking insect with long ^{haunched} arm
like appendages, & dauping my
finger, stopped it & put it into
Acid & Spirit. Champaigne
came from E. Hooper & Co. Fronto.
It must have been either in the
cork or just round the neck of the
bottle between the cork & top of bottle
for all was very closely sealed & tied

21st/70 1372. *Pinnularia* in mucus. from
the Hunter.

1373 } Taken generally from a bit of gu

1374 }
1375 } Taken under the bridge in the
field at ~~the~~ Gen: pond. Diatom,
pinnularia sylvatica V.

1376 } Small yellow looking morsels of the
1377 } same. (good).

21st/70 1378 } Diatoms, *Cocconeis* Lau: & *Bacillaria*
1379 }
1380 } Taken as bits of mucus on old kiln
1381 } steues V: where the water runs out of
Gen: pond. Some have 8 & 9 *Cocco*:
lying side by side. It is observed
the bow easily the air goes out of
the diatoms when in mucus & bow it
holds in the single ones (See slides from
1372 to 1381. all put up & treated a
like.

1382 } Fathering same as 1373, but through cloth.

1383 } *Pinnularia*, *Stauroneis sylvatica* V.

21st/70 1384 Same as 1373. more *Syrrognema*

1385 a suriulla, crushed to pieces I appear
ed to be conjugating: mucus spirit. it

7th/70 1386 *Himantidium* S. & *Exillaria* eur:
sent me by Louisa from England.

From Buckburd Hill W. Epping forest,

22nd/70 1387. *Vaucheria racemosa*, this shows
the growth, & from W. Hollys pond on
the Railway Gu. D. (Glycerine)

22/IV/70. 1388. Parasites on fins, body &c. of little
fish in my aquarium. They
seem to have a chitinous horse shoe sha-
ped piece inside, & are large brown
looking things with processes of locomotion
& short cilia all round the edges. Gelati-
nous mass destroyed by drying (Bal)



1389. Small diatoms picked by Louisa
at Virginia water, Windsor Park. & sent
in a letter to me.

1390. *Trichinina spiralis*. from man
1391.5 at the mouth of H. from Osler. Glycerine.

1392 *Tenax elliptica* head protruded
from W Osler. Glycerine.

1393. Insects long in spirit. & Glycerine.

1394 Diatoms, *Fraxillaria* & *Meridion*
from Mr Dennis's swamp. Balsam

1395 Scales from under side upper wing
of *Polyphemus molle*. Balsam

1397. ~~Head of male~~
~~*Brauchippus stagnalis* & larva~~
of Mosquito. Balsam.

1398. 3 fleas from a black squirrel. 2 females
& 1 male. Balsam.

25/IV/70 1399. *Brauchippus stagnalis* with eggs &
Larva of mosquito. Balsam

1400 Calcareous plates of Star fish -
opaque - from Doffing (England)

1401 *Orthocera arenaria* from Smith
& Beck (England)

27/IV/70 1402 Uleer, from leg bone, tibia J. G. H March
20:1869. Given me by Arthur bone so
soft as to be easily cut with a knife
Referred to Paget in his Pathology

6/June/70 1403. *Echinorhynchus*? from the Catfish.
both male & female. given me by
W. Osler. Glycerine. (See Cottrell)

1404 Four heads of mosquitoes. Balsam

1405. Elytra of a small golden looking
beetle on plants of climbing Con-
volvulus, growing by the Humber
at Mr. G. Howlands.

1406 *Pleuronigra acuminatum* from
England.

1407 Diatoms from Germany

1408 J. G. H. Elbe

15. 7. 71 Leg bone of a swan, 1429
 1430. Leg bone of a crane, Kern, or Kern
 shot Sep. 28. 1867. Note these two
 are ground on glass with pumice stone
 wetted & put up with balsam. See *Field's*
Journal Microscopical science.
4. 11. 71 1401 A Fern seal to me from Nevris
 W. J. by Dr. Torrill.
 (2669)
 26. 11. 79 1432. Winter gathering, diatoms, from
 the barrell at Dennis' swamp
 1433 D. on G. D. R. Railway near the
 white bridges
 1434 D. from the old place at the
 Shuckler Ponds. (Grenadier's outlet)
14. 11. 71 1435. *Acarus* from Squinell, showing
 attachment to the skin of the Squinell
 In this specimen begin acid & affl.
 the large sack is removed. A piece of
 skin retained where it is attached to Squinell
29. 11. 71 1436. A molar tooth: human? found
 on the ground; a first tooth pushed
 out by another. *Traversine.*

11. 11. 71. 1437. *Digonocysta orbicularis? tricornis*
 see Russell plate LXXXIV. I found
 these today at the white bridges on the
 G. D. Railway, while walking out from
 town. They were in a little scum wh. I
 put in a bit of paper. See sketch of this
 date to show the different forms.
15. 11. 71. 1438 *Diatoma vulgare*, very much dried
 & put in balsam & benzine.
 1439 Two slides of diatoms, chiefly
 1440 *Cocconeis lauciolatum*, & the like,
 congregating: from the Shuckler ponds
22. 1. 71 1441. *Acarus* of an Orole, probably
 the Orchard Orole.
24. 1. 71 1442. *Limothia arcus*, or *Epitithenia turpida*.
 these were taken with up the stream wh.
 runs into the Grenadier ponds on the W.
1. 2. 71. 1443 Insect trace?
 taken at the Shuckler ponds (bridge)
 in large quantities now. See fly with
 it

15.7.71 Leg bone of a swan, 1429

1430. Leg bone of a crane, Heron, or Heron
shot Sep. 28. 1867. Note these two
are ground on glass with pumice stone
washed & put up with balsam. See *Journal*
Microscopical Science.

4.11.71 1401 A Fern seal to me from Nevris
Mr. J. by Dr. Cornall.

(267)
26.11.71 1432. Winter gathering, diatoms, from
the barrell at St Dennis' swamp

1433 D. on G.D. R. Railway near the
white bridges

1434 D. from the old place at the
Humber Ponds. (Grenadier outlet)

14.11.71 1435. *Acanus* from Squinnell, showing
attachment to the skin of the Squinnell
In this specimen by in acid & aff.
the large sack is removed & piece of
skin retained where it is attached to Squinnell

29.4.71 1436. A molar tooth: human? found
on the ground: a first tooth pushed
out by another. *Traversine*.

11.11.71. 1437. *Trigonocypta orbicularis? tricornis*
see Russell plate LXXXII. I found
these today at the white bridges on the
G.D. Railway while walking out from
town. They were in a little scum w^{ch} I
put in a bit of paper. See sketch of this
date to show the different forms.

15.11.71. 1438 *Diatoma vulgare*, very much dried
& put in balsam & benzine.

1439 Two slides of diatoms, chiefly

1440 *Cocconeis: lanceolatus*, & the like,
conjugating: from the Humber ponds

22.11.71 1441. *Acanus* of an Oreole, probably
the Orchard Oreole.

24.11.71 1442. *Limotha arcus*, or *Epitithemia turpida*.
these were taken well up the stream w^{ch}
runs into the Grenadier ponds on the W.

10.12.71. 1443 *Insect wease?*
taken at the Humber ponds (bridge)
in large quantities now. See fly with
it

- 19.x.21 1444 Aqualis Larva of Libellulidae
Tracheae beautifully displayed,
Taken with Arthur at the little
bridge at Cascade Pond.
- " 1445. Diatoms taken as above
- " 1446. Egg shells, of what I supposed
to be *Simulium molestum*? Some
eggs hatching, some hatched. Insects
in millions on stones, sticks & leaves.
Same place & date.
- 28.x.71. 1447 } Diatoms from the Summit Pond
1448 } outlet. Are these young ones of
Cocconeis laucolatum? They were
taken from the same place & same
words w^h are covered in the months
of Feb! & March.
1449. Young of *Aphis*, w^h bit on *Cubus*
found at the door
- 30.V.72 1450 *Urtica* a nettle from
Cuba given me by the gardener
at Shaw's Botanical Gardens
St Louis Missouri U.S.


- 30.V.72. 1451 Three ferns from Shaw's Gardens
.. at St Louis. picked there May 18: 1872.
- " 1452 ~~Fern~~ ^{Fern} ~~Scale of Butter fish from Fort Williams~~
- " 1453 ~~Charifer lanceoides~~ (good.)
- " 1454 & 5 Sections long. & trans. common
^{Root}
- " " Blood, ^{Fern} *Sanguinaria*. Shewing the coloring.
- " 1456 & 1457. ^{Fern} *Cladophora* & minute alga from
^{Chicago} Lake Michigan.
- 16.VI.72 1458. Gastric test from *Elator oculatus*
.. in Balsam.
- " 1459. ^{Fern} ~~Stomach of~~ *Julus terrestris*, Balsam
- " 1460. Worms from *Julus ter.* Glycerine.
- " 1461 Stomach of a Caribbean beetle, (black) Bal
- " 1462 Mouth & wing of a very small bee.
.. bright green. wing booklet. Balsam
- " 1463 *Meridium orbiculare*, taken in
.. the swamp June 22^d 1872 (good).
- 1.VII.72. 1464 ^{Fern} *Dactylaria flocculosa*? sent me by
W. Soper from Lake Killarney of rather Kill
Larny Harbour. See ^{family} ~~family~~, plate XCIV, p 110
(similar to No 1389 ^{Harvey says}, very
"variable." & to No 139. (quid vixit)
all showing growths.

- 15.7.71 Leg bone of a swan, 1429
 1430. Leg bone of a crane, Aern, or Aern
 shot Sep. 28. 1837. Note These two
 are ground on glass with pumice stone
 wetted & put up with balsam. See Quin
Journal microscopical sciences.
- 4.11.71 1401 A Fern seal to me from Nevris
 Mr. J. by Dr. Torvell.
 (267)
 26.11.71 1432. Winter gathering, diatoms, from
 the barrell at St Dennis' swamp
 1433 D. on G. D. R. Railway near the
 white bridges
 1434 D. from the old place at the
 Sumner Ponds. (Grenadier outlet)
- 14.11.71 1435. Acanus from Squinell, showing
 attachment to the skin of the Squinell
 In this specimen by in acid & aff.
 the large sack is removed & piece of
 skin retained where it is attached to Squ
 29.4.71 1436. A molar tooth: human? found
 on the ground; a fish tooth pushed
 out by another. Transverse.

- 11.11.71. 1437. *Trigonocypris orbicularis?* *tricornis*
 see Sanell plate LXXXIV. I found
 these today at the white bridges on the
 G. D. Railway, while walking out from
 town. They were in a little scum wh I
 put in a bit of paper. See sketch of this
 date to show the different forms.
- 15.11.71. 1438 *Diatoma vulgare*, very much dried
 & put in balsam & benzine.
 1439 Two slides of diatoms, chiefly
 1440 *Cocconeis lauciolatus*, & the like,
 congregating: from the Sumner ponds
- 22.11.71 1441. *Acanus* of an Oreole, probably
 the Orchard Oreole.
- 24.11.71 1442. *Limotha arcus*, or *Epitithenia turpida*.
 these were taken with up the stream wh
 runs into the Grenadier ponds on the W.
- 1.12.71. 1443 Insect case?
 taken at the Sumner ponds (bridge)
 in large quantities now. See fly with
 it

- 19.x.21 1444 Aqualia Larva of Libellulidæ
 Tracheæ beautifully displayed,
 Taken with Arthur at the little
 bridge at Grenadier Pond.
- " 1445. Diatoms taken as above
- " 1446. Egg shells, of what I supposed
 to be *Simulium molestum*? Some
 eggs hatching, some hatched. Insects
 in millions on stones, sticks & leaves.
 same place & date.
- 28.x.71. 1447 } Diatoms from the Grenadier Pond
 1448 } outlet. Are these young ones of
Cocconeia laucolatum? They were
 taken from the same place & same
 weeds w^h are covered in the month
 of Feb! & March.
1449. Young of *Aphis*, w^h lit on *Cuscuta*
 found at the door
- SAT. 72. 1450 Urtica a nettle from
 Cuba given me by the gardener
 at Shaw's Botanical Gardens
 St Louis Missouri U.S.

- SAT. 72. 1451 Three ferns from Shaw's Gardens
 .. at St Louis. picked there May 18. 1872.
- " 1452 ~~Scale of Butter Fish from Fort Williams~~
~~Fern~~
- " 1453 ~~Chelifer lauroides (good.)~~
~~Fern~~
- " 1454 & 5 Sections long. & Kraus. concave
 Root
- " .. Blood. *Sanguinaria*. Shewing the Colouring.
- " 1456 & 1457. ~~Cladophora & minute alga from~~
~~Fern~~
- " .. ~~Chicago, Lake Michigan.~~
- S. 7. 72. 1458. Gastric teeth from *Elator oculatus*
 .. in Balsam.
- " 1459. ~~Stomach of *Julus terrestris*, Balsam~~
~~Fern~~
- " 1460. Worms from *Julus ter.* Glycerine.
- " 1461 Stomach of a Caribbean beetle, (black) Bal
- " 1462 Mouth & wing of a very small bee.
- " .. bright green. wing booklet. Balsam
- " 1463 *Meridium articularis*, taken in
 .. the swamp June 22^d 1872 (good).
1. VII. 72. 1464 ~~*Taxellaria floccosum*? sent me by~~
~~Fern~~
 W. J. Ober from Lake Michigan of rather Kil
 lary Harbour. See ~~Handl.~~ ^{Handl.} Plate XCIV, p. 110
 (similar to No 1389 Handl says, very
 "variable." & to No 1139. (quid vife")
 all showing spores.

2. VII. 72 1465 Diatomis & Alga from a lake
in Caledon Jimmy brought it.
8. VII. 72 1466. ^{Fern} Eggs of the large Brown Squash?
~~Bugs hatched & re-hatched.~~
"Caenus tristis" see Harris p. 194.
21. VII. 72 1467. Diatomis from Nefigou
sent me by C. F. Miles
somewhere at the N. W. end of Lake
Superior. Contain a strange
Cocoon? Strange to me 
Is it not Eucyonema paradoxium?
5. IX. 72. 1468 Antenna of male spider
good in balsam.
5. X. 72. 1469 Loculicidal eggs on a fern
leaf picked by Magsy in Hollies
woods Oct. 5. 1872. Sunday afternoon
5. X. 72. 1470 Fern, picked in W
Hollies woods. as 1469.
11. XII. 72 1471 to 1485 These are ferns mostly from
England at odd times, some
Canadiana from Hudson Bay.

13. VII. 72. 1486. End of the seeds of
picked on E. Sear-
lets farm in winter.
- 1487 Diatomis from Coriaceous Algae
an exchange by Arthur.
15. J. 73. 1488, Insects in a book. In the first
" page of Carpenter's Comparative
" Physiology. This naturally cold
" weather seems a strange time for
" them to be about. Unknown to me
" at this date, except by sight.
- * This stellate form, which is found
so plentiful in nature, collection
is from the seeds of the Mullain
collected about Oct 1st succ. 1873.