R. V. H.

NOSE THROAT & EAR CASE CHARTS

6M-Form 164-2-15.

DEPARTMENT oto Laryn **Royal Victoria Hospital**

Case No. 6000 Hospital No. Date of Admission, July 17 1915

Name (in full) Yeile Herbert

Address 74 ontario ave

Occupation agent Age 33 ~~Single~~, Married, ~~Widowed~~

Birthplace Conn Religion prot.

In service Dr. White Recommended by Dr White

Complains of the following: nasal obstruction, difficulty in breathing especially at night

History of Development of Present Condition:

For past ten years patient has been troubled with nasal obstruction and difficulty in breathing - frequently mucous drops into throat necessitating frequent clearing of throat - palate very high arched - teeth irregular - nasal septum deviated to right -

Family History: V

Previous Health:

Previous Admissions: 13 yrs ago Typhoid vd L

Diagnosis for Indexing: Adenoids Operation or Treatment: Adenoidectomy

Detailed Diagnosis: Adenoids
Septal Deviation RT

Result Cured ✓
Improved
Not Improved
Not Treated
Died

Date of Discharge: July 18/15 Clinical Clerk. g.c.a.

Treatment & Diary:

July 14/15 Adenoidectomy Dr White -
Ether & Ether Dr Nagle

a rather large adenoid removed by adenot
followed by Curetts.

Form 7.

Th Anderson

6000
T324r

ROYAL VICTORIA HOSPITAL

Name Gr Hubert Wylie Date July 14th 1915

July

Time	M	E	M	E	M	E	M	E	M	E	M	E	M	E	M	E	M	E	M	E	M	E	M	E	M	E	M	E	M	E	M	E
Date	14		15		16		17		18		19		20																			

108° 107° 106° 105° 104° 103° 102° 101° 100° 99° 98° 97° 96°

42° 41° 40° 39° 38° 37° 36° 35°

Operation 7 A.M. July 15th

Pulse	72	60	68																		
Resp.	18	20	18																		
Stool		1	0																		
Urine																					
Day of Dis.		1	2	3	4	5	6	7	8	9	10	11	12	13	14	15	16	17	18	19	20

ROYAL VICTORIA HOSPITAL

Name _____ Date _____

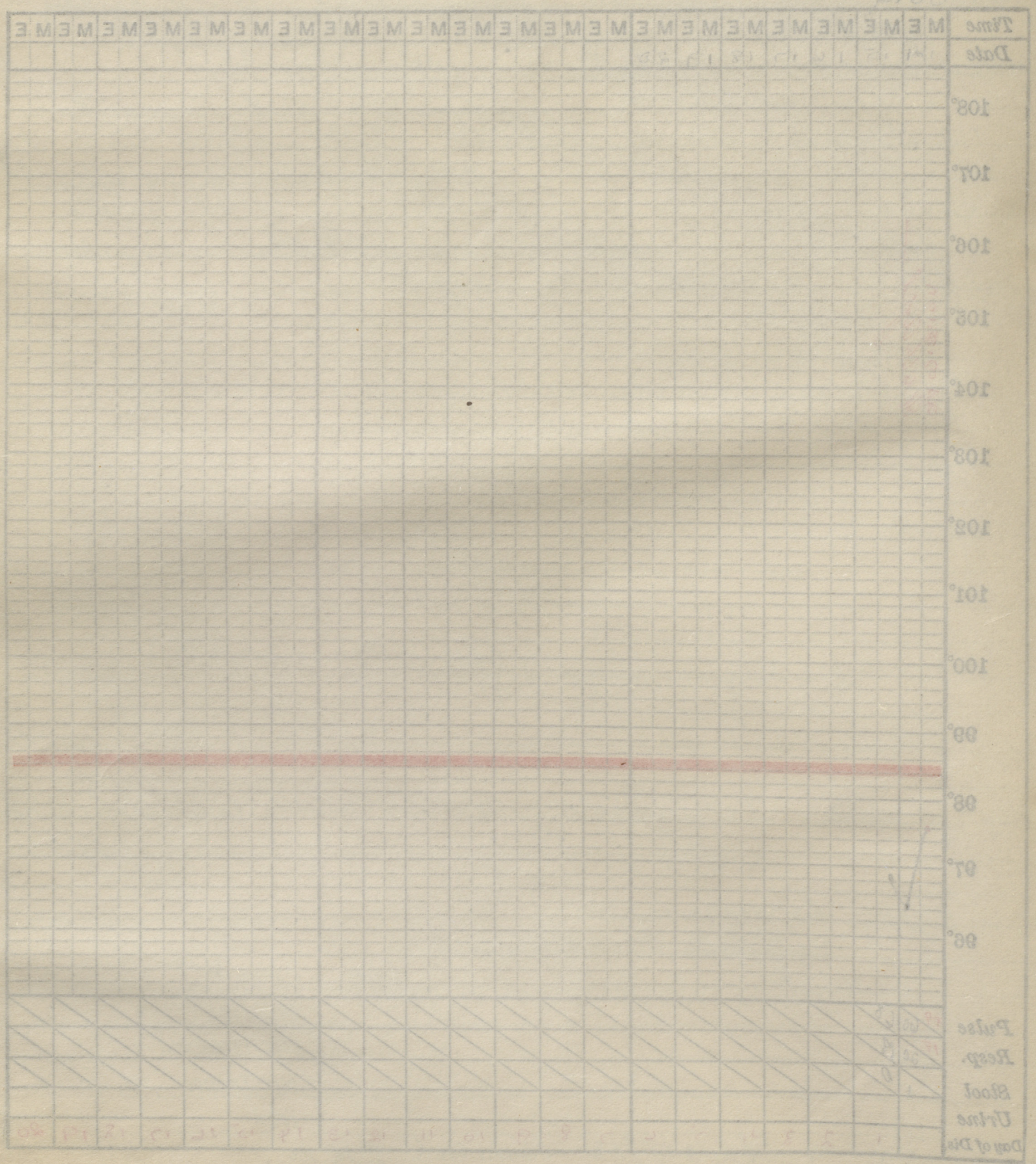
Time
Date
M E M E M E

Physical Examination :

Heart Lungs + abd negative

6M-Form 164-2-15.

DEPARTMENT Oto Laryn **Royal Victoria Hospital**

Case No. ~~5997~~ 6001 Hospital No. 73253 Date of Admission, July 13, 1915

Name (in full) Rosen Louis

Address Selkirk Man

Occupation School boy Age 11 Single, ~~Married,~~ ~~Widowed~~

Birthplace Can Religion Heb

In service Dr. Ballon Recommended by Dr Ballon

Complains of the following : Tonsillitis Chr. Laccunar
Adenoids -

History of Development of Present Condition : Two years ago patient suffered an attack of ac. tonsillitis during which a severe hemorrhage occurred, necessitating a ligature by Dr Jamieson. He was advised to have tonsils & adenoids removed upon recovery -

Family History : M a + w
1st + 1B a + w 7 - D - pulmonary tbc

Previous Health : Pneumonia at 2 yrs
Whooping cough + Bronchopneumonia at 4 yrs

Previous Admissions : ✓

Diagnosis for Indexing : Chr Tonsillitis
Adenoids

Operation or Treatment : Tonsillectomy
Adenoidectomy

Detailed Diagnosis :

Result Cured ✓
Improved
Not Improved
Not Treated
Died

Date of Discharge : July 16 1915 Clinical Clerk. G. Ca.

Treatment & Diary:

July 15/15 Adenoidectomy } Dr. Ballon
Tonsillectomy }
Ether Dr. Nagle

Tonsils were medium size and showed results of old inflammation - Crypts full of cheesy material.

Form 7.

Dr. Anderson.

6001

7325-3.

ROYAL VICTORIA HOSPITAL

Name Louis Rosen Date July 15 10/15.

July

Time	M	E	M	E	M	E	M	E	M	E	M	E	M	E	M	E	M	E	M	E	M	E	M	E	M	E	M	E	M	E	M	E
Date	15	16	17	18	19	20	21	22																								

108° 107° 106° 105° 104° 103° 102° 101° 100° 99° 98° 97° 96°

42° 41° 40° 39° 38° 37° 36° 35°

Pulse 96 108

Resp. 20 24

Stool

Urine

Day of Dis. 1 2 3 4 5 6

Form 7.

ROYAL VICTORIA HOSPITAL

Name _____ Ward _____ Date _____

| Time | A.M. | | |

Form 80. 10m-5-14

ROYAL VICTORIA HOSPITAL

DOCTOR'S ORDERS

Name Louis Rosen Date of Admission July 15-15 191 5-

DATE	DIET	MEDICINE	SPECIAL TREATMENTS
ly 15-10-			On Admission
			Operation
ly 15-24	Ice-cream. cold liquids		
uly. 16-16			Discharged.

Form 80. 10m-5-14

ROYAL VICTORIA HOSPITAL

DOCTOR'S ORDERS

Name _____ Date of Admission _____ 191 5 –

DATE	DIET	MEDICINE	SPECIAL TREATMENTS

Physical Examination :

Heart Lungs + abdomen negative

6M-Form 164-2-15.

DEPARTMENT Oto-Laryn Royal Victoria Hospital

Case No. 6002 Hospital No. Date of Admission, July 16 1915

Name (in full) Mc Namara Valentine

Address Sault Ste Marie married

Occupation Barrister Age 38 ~~Single~~, ~~Married~~, ~~Widowed~~

Birthplace Canada Religion R.C.

In service Dr. Rogers Recommended by Dr Rogers

Complains of the following: Frontal Headache - Nasal obstruction

History of Development of Present Condition: For years patient has been troubled w nasal obstruction, a sense of fulness in Nares especially on catching slight cold. For 18 mo frontal headaches have been very troublesome.

Family History: L

Previous Health: Typhoid 10 yrs ago
Scarlet f. in childhood

Previous Admissions: ✓

Diagnosis for Indexing: Deviated Septum Operation or Treatment: Submucous Resection of Septum
Turbinotomy

Detailed Diagnosis: Spur left post
Chr. Hyp. Rhin.

Result Cured ✓
Improved
Not Improved
Not Treated
Died

Date of Discharge: July 26 1915 Clinical Clerk. G.C.A.

Treatment & Diary:

July 17/15 Killians Submucous resection of left by Dr. Rogers under local anaesthetic.

Cartilage presented a Rt & L deviation in vestibule on Rt side making resection fairly difficult - There was also a spur on the left posteriorly which probably caused most of the symptoms. packed both nares w/ 2 bichloride gauze Vaselined.

July 18/15 Gauze removed from both nostrils and irrigated w/ H_2O_2 - patient suffers w/ headache

July 22/15 Turbinotomy left inf Dr Rogers, local anaesthetic.
The inferior turbinate was greatly hypertrophied - Removal relieved nasal obstruction markedly.

July 24 Discharged

Form 7.

Dr. Anderson

6002
73263

ROYAL VICTORIA HOSPITAL

Name Mr. Valentine McNamara Date July 16th/10

Time	M	E	M	E	M	E	M	E	M	E	M	E	M	E	M	E	M	E	M	E	M	E	M	E	M	E	M	E	M	E	M	E	M	E
Date	16		17		18		19		20		21		22		23		24		25		26		27		28		29									

108° 107° 106° 105° 104° 103° 102° 101° 100° 99° 98° 97° 96°

42° 41° 40° 39° 38° 37° 36° 35°

Admission 2 Appendicitis

Discharged

Pulse	96		76	64	64	80	80	72	80	88	86	84	80	84	72	88	78		80	84	88														
Resp.	22		20	20	20	20	20	20	20	20	20	20	20	20	16	20	20		20	20	20														
Stool			1		0	3	1	1	0	1	0	1	1	1	0	0	0		1	0	0														
Urine																																		
Day of Dis.					1		2		3		4		5		6		7		8		9		10												

ROYAL VICTORIA HOSPITAL

Time	M	E	M	E	M	E	M	E	M	E	M	E	M	E	M	E	M	E	M	E	M	E	M	E	M	E	M	E	M	E	M	E
Date																																

105°	105°
104°	104°
103°	103°
102°	102°
101°	101°
100°	100°
99°	99°
98°	98°
97°	97°
96°	96°
95°	

Pulse	
Resp.	
Stool	
Urine	
Day of Dis.	

Form 80. 10m-5-14

ROYAL VICTORIA HOSPITAL

DOCTOR'S ORDERS

Name Mr. U. Mc Namara Date of Admission July 16th 1915

DATE	DIET	MEDICINE	SPECIAL TREATMENTS
July 16th			Admission Cold compresses to nose.
July. 18th.		℞ unq. no II in each nostril four times daily.	
26/15			Discharged.

Form 80. 10m-5-M

ROYAL VICTORIA HOSPITAL

DOCTOR'S ORDERS

Name _____ Date of Admission _____ 191 _____

DATE	DIET	MEDICINE	SPECIAL TREATMENTS

Physical Examination :

Heart lungs + abd neg.

6M-Form 164-2-15.

DEPARTMENT oto-Laryn **Royal Victoria Hospital**

Case No. 6003 Hospital No. Date of Admission, July 19 1915

Name (in full) Rousseau Rose

Address 2517 Clarke St

Occupation at home Age 19 Single, ~~Married, Widowed~~

Birthplace Can Religion R.C.

In service Dr. Jamieson Recommended by O.D.

Complains of the following: nasal obstruction - frequent colds - recuring colds

History of Development of Present Condition: for years patient has suffered from above symptoms but for last 3 yrs they have grown worse and she was recommended for operation

Family History: good

Previous Health: always rather delicate

Previous Admissions: ✓

Diagnosis for Indexing: Chr. Tonsillitis Adenoids

Operation or Treatment: Tonsillectomy Adenoidectomy

Detailed Diagnosis:

Result
- Cured ✓
- Improved
- Not Improved
- Not Treated
- Died

Date of Discharge: July 21/15 Clinical Clerk. Q.C.A.

Treatment & Diary:

July 19/16 Tonsillectomy } Dr. Jamieson
Adenoidectomy }
Ether and Chloroform.
patient recovered in good condition

July 21 Discharged

Form 7.

Dr. Anderson.

ROYAL VICTORIA HOSPITAL

Name Rose Rosseau. Date July 19 1915

July.

Time	M	E	M	E	M	E	M	E	M	E	M	E	M	E	M	E	M	E	M	E	M	E	M	E	M	E	M	E	M	E	M	E
Date	19		20		21		22		23		24		25		26		27		28		29		30		31								

108° 107° 106° 105° 104° 103° 102° 101° 100° 99° 98° 97° 96°

42° 41° 40° 39° 38° 37° 36° 35°

Admitted Operation

Discharged

Pulse	90		80		84	80																										
Resp.	24		20		20	20																										
Stool					0	1																										
Urine																																
Day of Dis.			1		2		3		4		5		6																			

ROYAL VICTORIA HOSPITAL

Name _____ Date _____

Time	M	E	M	E	M	E	M	E	M	E	M	E	M	E	M	E	M	E	M	E	M	E	M	E	M	E	M	E	M	E	M	E	M	E	M	E	M	E
Date																																						

105°
104°
103°
102°
101°
100°
99°
98°
97°
96°

Pulse
Resp.
Blood
Urine
Day of Dis.

Form 80. 10m-5-14

ROYAL VICTORIA HOSPITAL

DOCTOR'S ORDERS

Name Rose Rosseau Date of Admission July 19th 1915.

DATE	DIET	MEDICINE	SPECIAL TREATMENTS
		July 19th	Admitted.
			Operation.
		20	
		Cal Cl. Soda gr iii	
		21	
6. a.m.		Seidlitz Powder	Did not sleep well.
			Disonarged.

Form 80. 10m-5-14

ROYAL VICTORIA HOSPITAL

DOCTOR'S ORDERS

Name _____ Date of Admission _____ 191[illegible]

DATE	DIET	MEDICINE	SPECIAL TREATMENTS

Physical Examination :

Heart Lungs + abdomen O.K.

6M-Form 164-2-15.

DEPARTMENT Oto Laryn **Royal Victoria Hospital**

Case No. 6004 Hospital No. Date of Admission, July 19, 1915

Name (in full) Mc Donald James

Address Glen Roberts, Ont.

Occupation School boy Age 13 Single, ~~Married,~~ ~~Widowed~~

Birthplace Can Religion R.C.

In service Dr. Jamieson Recommended by O.D.

Complains of the following: nasal obstruction - Catches cold easily - frequent sore throats

History of Development of Present Condition: for years patient has been troubled by mouth breathing and this was worse on catching cold. Frequent sore throats.

Family History: ✓

Previous Health: ✓

Previous Admissions: ✓

Diagnosis for Indexing: Chr Tonsillitis adenoids

Operation or Treatment: Adenoidectomy Tonsillectomy

Detailed Diagnosis:

Result Cured ✓
Improved
Not Improved
Not Treated
Died

Date of Discharge: July 31st/15 Clinical Clerk. g.c.a.

Treatment & Diary:

July 19/15 Adenoidectomy } Dr Jamieson
Tonsillectomy }

E + C.

Tonsils were very large and showed signs of past inflammation. Considerable adenoid tissue also removed.

July 20/15 Patients throat in excellent condition

" 21/15 Discharged

Form 7.

Dr. Anderson

ROYAL VICTORIA HOSPITAL

Name James McDonald. Date July 19 1915.

July.

Time	M	E	M	E	M	E	M	E	M	E	M	E	M	E	M	E	M	E	M	E	M	E	M	E	M	E	M	E	M	E
Date	19	20	21	22	23	24	25	26	27	28	29	30	31																	

108° 107° 106° 105° 104° 103° 102° 101° 100° 99° 98° 97° 96°

42° 41° 40° 39° 38° 37° 36° 35°

Admitted Wed. Aug. 4.

Discharged

Pulse	72	80	84	78	84																									
Resp.	24	20	20	20	20																									
Stool		0	0	1	0																									
Urine																														
Day of Dis.		1	2	3	4	5	6																							

ROYAL VICTORIA HOSPITAL

Name _____ Date _____

Time	M	E	M	E	M	E	M	E	M	E	M	E	M	E	M	E	M	E	M	E	M	E	M	E	M	E	M	E	M	E	M	E	M	E	M	E	M	E
Date																																						

108°
107°
106°
105°
104°
103°
102°
101°
100°
99°
98°
97°
96°

Pulse
Resp.
Blood
Urine
Day of Dis

80. 10m-5-14

ROYAL VICTORIA HOSPITAL

DOCTOR'S ORDERS

Name James McDonald. Date of Admission July 19th 1915.

DATE	DIET	MEDICINE	SPECIAL TREATMENTS
		July 19	Admitted. Operation.
		20 Cal. et Soda gr III	
6 a.m.		21st Sedlitz Powder	Discharged.

ROYAL VICTORIA HOSPITAL

DOCTOR'S ORDERS

Name _____ Date of Admission _____ 191

DATE	DIET	MEDICINE	SPECIAL TREATMENTS
		Bridge	Operation
		20 Cal. et Soda ℈ III	
		21st Sublig Powder	Discharged

Physical Examination :

Heart normal

Lungs normal

Digest Syst. normal

Urine 1015
clear
alb 0
Sugar 0
micros 0

2M-Form 164-12-14.

DEPARTMENT Oto Laryn **Royal Victoria Hospital**

Case No. 6005 Hospital No. Date of Admission, July 18, 1915

Name (in full) Johnson Wm Address Sutton, Que

Occupation Clerk Age 35 Single, ~~Married,~~ ~~Widowed~~

Birthplace Engl Religion Prot

In service Dr. Jamieson Recommended by Dr Jamieson

Complains of the following : Frequent sore throats - nasal Obstruction catches cold easily

History of Development of Present Condition :

For several years patient has found that he caught cold easily - He also had frequent sore throats and would be unable to breath thru nares - Exam shows atrophied adenoids & submerged tonsils advised to have operation

Family History : ✓

Previous Health : good

Previous Admissions : none

Diagnosis for Indexing : Chr. Tonsillitis Adenoids Operation or Treatment : Tonsillectomy Adenoidectomy

Detailed Diagnosis :

Result Cured ✓
Improved
Not Improved
Not Treated
Died

Date of Discharge : July 20/15 Clinical Clerk. g.c.a.

Treatment & Diary: July 19/15 Adenoidectomy } Dr Jamieson
Tonsillectomy }

Ether Dr-Nagle

Tonsils were small and showed sig of old inflammation - Adenoids were atrophied. Patient recovered wit little bleeding.

July 20/15 Discharged

Form 7.

6005 - 73276

ROYAL VICTORIA HOSPITAL

Name Mr. Wm. Johnson Date July 15th/15

July

Time	M	E	M	E	M	E	M	E	M	E	M	E	M	E	M	E	M	E	M	E	M	E	M	E	M	E	M	E	M	E	M	E	M	E	M	E
Date	15		19	20		21	22	23	23		24	25	26		27		28																			

108° 107° 106° 105° 104° 103° 102° 101° 100° 99° 98° 97° 96°

42° 41° 40° 39° 38° 37° 36° 35°

Mixture Glycyrrhizae Co. Mist. Ammon.

Pulse	88		84	80																																
Resp.	18		24	20																																
Stool																																				
Urine																																				
Day of Dis.					1		2		3		4		5		6		7																			

ROYAL VICTORIA HOSPITAL

Time

Date

M	E	M	E	M	E	M	E	M	E	M	E	M	E	M	E	M	E	M	E	M	E	M	E	M	E	M	E	M	E	M	E	M	E	M	E	M	E	M	E

43°
42°
41°
40°
39°
38°
37°
36°
35°

108°
107°
106°
105°
104°
103°
102°
101°
100°
99°
98°
97°
96°

Pulse
Resp.
Stool
Urine
Day of Dis

Form 80. 10m-5-14

ROYAL VICTORIA HOSPITAL

DOCTOR'S ORDERS

Name Mr. William Johnson Date of Admission July 18th/10 1910

DATE	DIET	MEDICINE	SPECIAL TREATMENTS
July 18th/10			Admission
" 19th			Operation
" 20th			Discharged.

Form 80a 10m-5-14

ROYAL VICTORIA HOSPITAL

DOCTOR'S ORDERS

Name _____ Date of Admission _____ 191__

DATE	DIET	MEDICINE	SPECIAL TREATMENTS

Physical Examination :

Heart Lungs & abdomen neg

6M-Form 164-2-15.

DEPARTMENT .....

Royal Victoria Hospital

Case No. 6006 *Hospital No.* *Date of Admission,*

Name (in full)

Address

Occupation *Age* *Single, Married, Widowed*

Birthplace *Religion*

In service Dr. *Recommended by*

Complains of the following :

History of Development of Present Condition :

This number was skipped in admission book and was never used.

Family History :

Previous Health :

Previous Admissions :

Diagnosis for Indexing : *Operation or Treatment :*

Detailed Diagnosis :

Result *Cured*
Improved
Not Improved
Not Treated
Died

Date of Discharge : *Clinical Clerk.*

Treatment & Diary:

Physical Examination :

2M-Form 164-12-14.

DEPARTMENT Oto Laryn **Royal Victoria Hospital**

Case No. 6007 Hospital No. Date of Admission, July 21, 1915

Name (in full) Schatzer Charles Address 1140 St. Dominique St,

Occupation School Age 12 Single, ~~Married, Widowed~~

Birthplace Can Religion Heb

In service Dr. Jamieson Recommended by O.D.

Complains of the following : Nasal obstruction -

History of Development of Present Condition : Two years ago patient fell from sleigh suffering a depressed fracture of nose - This was not properly treated at the time and he comes in for a septum operation
patient prepared for operation & refuses

Family History :

Previous Health :

Previous Admissions :

Diagnosis for Indexing : Deviated Septum Operation or Treatment : ~~Kilbians Submucous resections of Septum~~

Detailed Diagnosis :

Result . ~~Cured~~
~~Improved~~
~~Not Improved~~
Not Treated Refused operation
~~Died~~

Date of Discharge : July 21/1915 Clinical Clerk. q.c.a.

Treatment & Diary:

July 21/15

Patient refuses treatment

Discharged

Form 7.

Dr. Anderson 6007

ROYAL VICTORIA HOSPITAL

Name Charles Schatzer Date July 21st, 1915

July.

Time	M	E	M	E	M	E	M	E	M	E	M	E	M	E	M	E	M	E	M	E	M	E	M	E	M	E	M	E	M	E	M	E
Date	21		22		23		24		25		26		27		28		29		30		31											

108° 107° 106° 105° 104° 103° 102° 101° 100° 99° 98° 97° 96°

42° 41° 40° 39° 38° 37° 36° 35°

Pulse

Resp.

Stool

Urine

Day of Dis.

ROYAL VICTORIA HOSPITAL

Name _____ Date _____

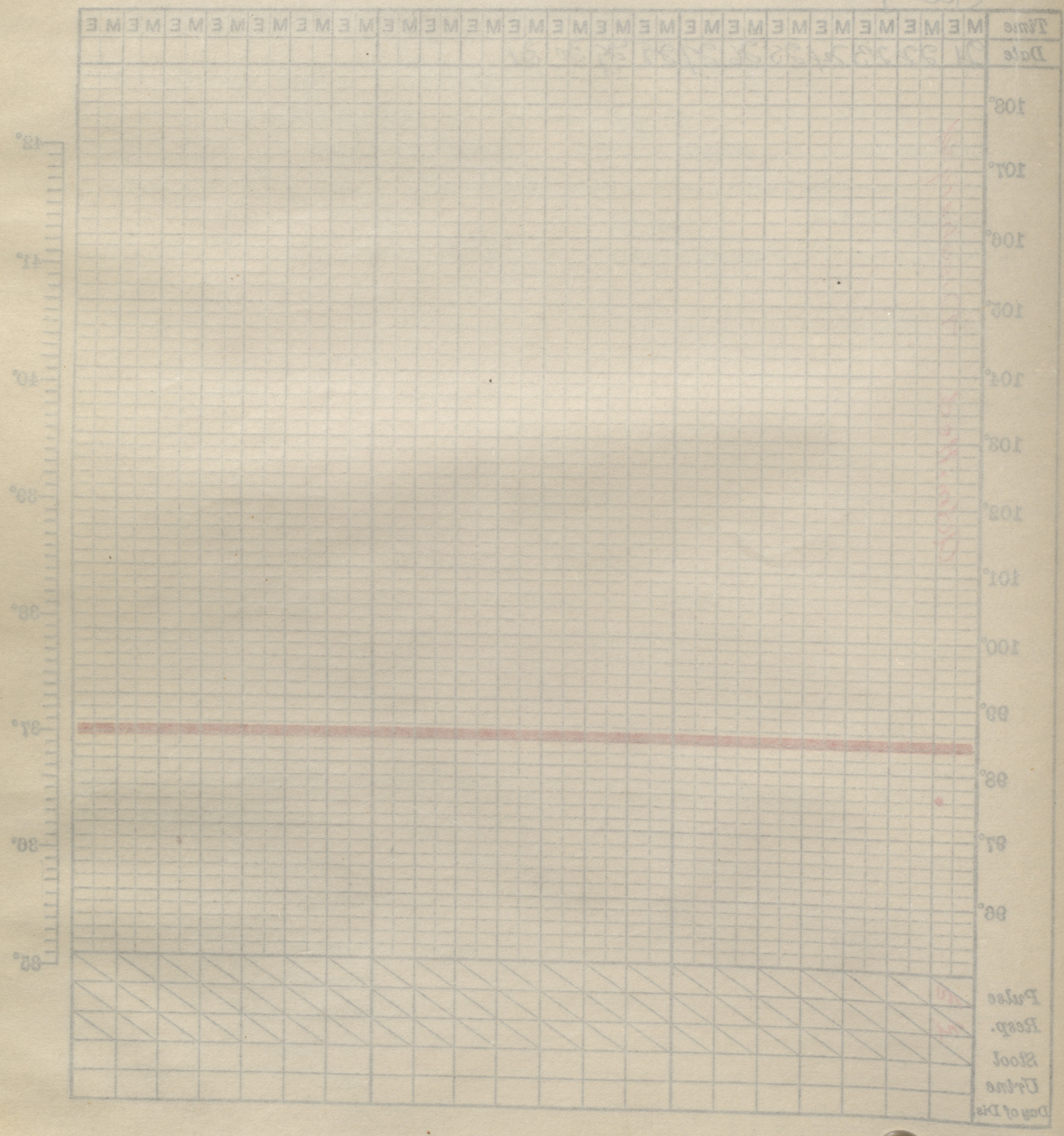

Form 80. 10m-5-14

ROYAL VICTORIA HOSPITAL

DOCTOR'S ORDERS

Name Charles Schatzer. Date of Admission July 21st 191 2.

DATE	URINE	Stool	DIET	MEDICINE	SPECIAL TREATMENTS
				July 21st.	Admitted.
					Discharged

Form 80. 10m-6-14

ROYAL VICTORIA HOSPITAL

DOCTOR'S ORDERS

Name Charles Schantz Date of Admission Aug 21st 191 9

Date	Diet	Medicine	Special Treatments
		Aug 21st	
		Admitted	
		Discharged	

Physical Examination :

Σ

2M-Form 164-12-14.

DEPARTMENT Oto Laryn **Royal Victoria Hospital**

Case No. 6008 *Hospital No.* *Date of Admission,* July 21, 1915

Name (in full) Baker Chas. *Address* 90a Lilly St

Occupation School Boy *Age* 12 *Single, ~~Married~~, ~~Widowed~~*

Birthplace Can *Religion* Ch of Eng

In service Dr Jamieson *Recommended by* Dr White

Complains of the following : cough - nasal obstruction espec. at night

History of Development of Present Condition : For past 3 yrs patient has had enlarged tonsils. When he sleeps he is a mouth breather - Has a constant cough from a tickling in his throat. Recom. by Dr White.

Family History : good

Previous Health : Pneumonia 4 yrs ago
Typhoid 6 yrs ago Western Hosp

Previous Admissions : ✓

Diagnosis for Indexing : Ch. Hyper. Tonsils adenoids *Operation or Treatment :* Tonsillectomy adenoidectomy

Detailed Diagnosis :

Result *Cured* ✓
Improved
Not Improved
Not Treated
Died

Date of Discharge : July 24/1915 *Clinical Clerk.* g.c.a.

Treatment & Diary:

July 21/15 Tonsillectomy } Dr Jamieson
adenoidectomy }

Recovered from anaesthetic well and with much bleeding -
Was called at 12 p.m. patient had vomited two pus basins of old blood - no bleeding point formed pulse 108 - vol good - tension fair -

1 a.m. patient vomited more blood - pulse 140, wk Hypo morphia given - Bleeding point formed on left side and stopped by digital compres

July 22 - Patient in good condition this mor pulse 120, vol. good - Slight reactionary temp

July 24 Discharged

Form 7.

ROYAL VICTORIA HOSPITAL

Name Charles Baker. Date July 21st 1913 -
July.

Time	M	E	M	E	M	E	M	E	M	E	M	E	M	E	M	E	M	E	M	E	M	E	M	E	M	E	M	E	M	E	M	E
Date	21		22		23		24		25		26		27		28		29		30		31												

108° 107° 106° 105° 104° 103° 102° 101° 100° 99° 98° 97° 96°

42° 41° 40° 39° 38° 37° 36° 35°

Chill 4 pm

Temp 1 hr

Pulse	104		120	132	96		92		92																							
Resp.	24		20	24	20		20		20																							
Stool			0	0	1		1		0																							
Urine																																
Day of Dis			1		2		3		4		5		6																			

ROYAL VICTORIA HOSPITAL

Name _____ Date _____

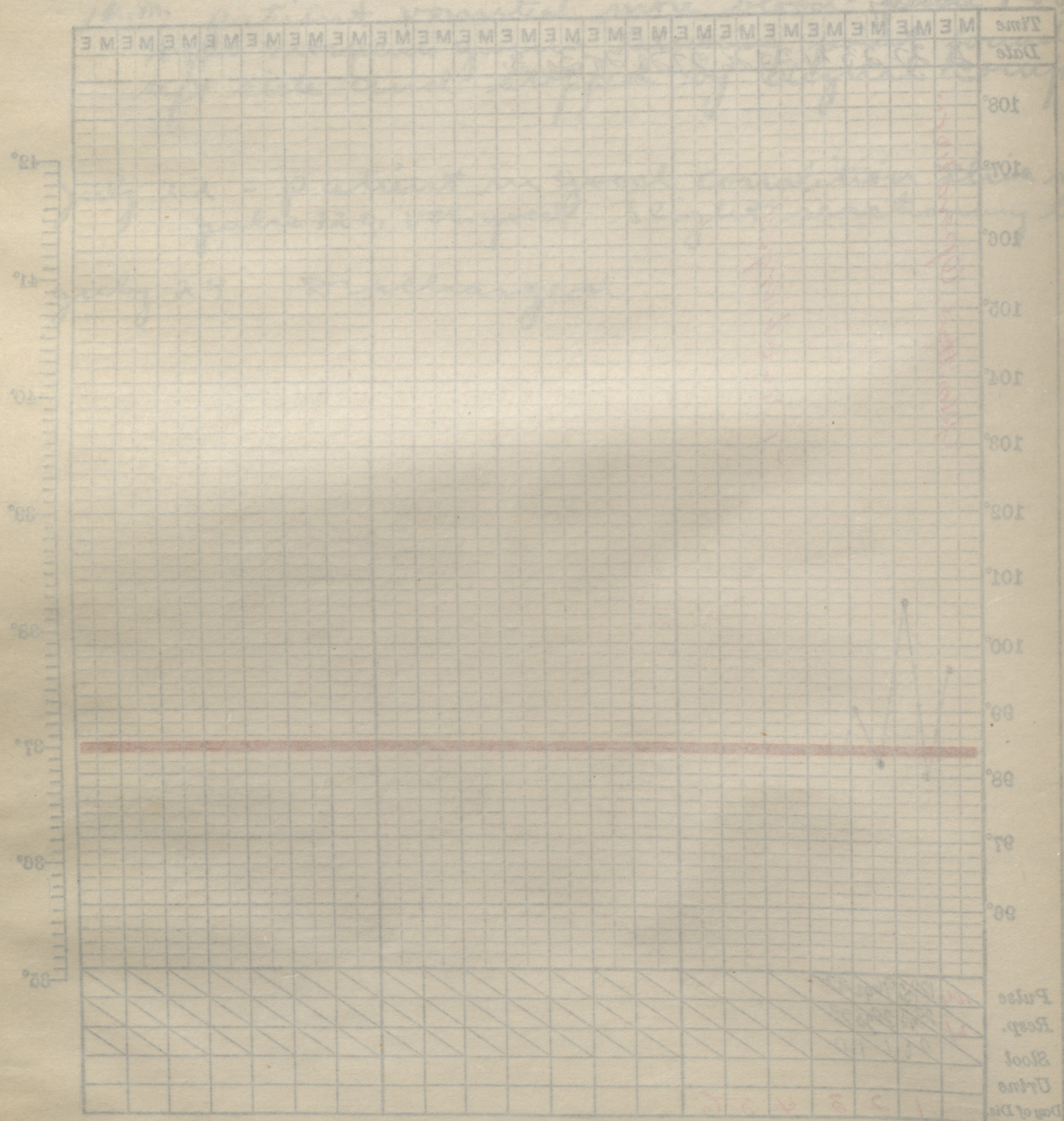

Form 80. 10m-5-14

ROYAL VICTORIA HOSPITAL

DOCTOR'S ORDERS

Name Charles Bakes. Date of Admission July 21st 191 5.

DATE	DIET	MEDICINE	SPECIAL TREATMENTS
		July 21st.	Admitted.
			Operation.
p.m.		Morphia. (H&PO) 1/8	
a.m.			Had a Poor night. Vomited a large quantity of blood.
p.m.			Feeling much better. Has not vomited.
		Pl. A.B.S.+C. No 1	
		Pl. Cath. Co. No 1	
		" 24th	
			Discharged

Form 80. 10m-6-11

ROYAL VICTORIA HOSPITAL

DOCTOR'S ORDERS

Name Charles Baker Date of Admission Aug 31st 191 3

DATE	DIET	MEDICINE	SPECIAL TREATMENTS
		Aug 31st	
		Chron. Med.	
		Operation	
		Morphia. Hyp. gr ¼	
		Had a poor night. Vomited a large amount of blood	
		Vomiting more or less all day. Has rested a little	
		R. O.B.S. + Nov 1st	
		R. O.B.S. Nov 1st	

Physical Examination :

Heart Lungs & abdom. neg

2M-Form 164-12-14.

DEPARTMENT Oto Laryn **Royal Victoria Hospital**

Case No. 6009 Hospital No. Date of Admission, July 21, 1915

Name (in full) Gallagher Wm

Address 128 Cathedral St

Occupation Bell Boy Age 19 Single, ~~Married,~~ ~~Widowed~~

Birthplace Ireland Religion R.C.

In service Dr. Jamieson Recommended by O.D.

Complains of the following: Catches cold easily - frequent sore throats

History of Development of Present Condition: For a year or more patient has suffered recurring sore throats: Has always had recurring colds.

Family History: good

Previous Health: good

Previous Admissions: ✓

Diagnosis for Indexing: Chr. Tonsillitis Adenoids

Operation or Treatment: Tonsillectomy Adenoidectomy

Detailed Diagnosis:

Result Cured ✓
Improved
Not Improved
Not Treated
Died

Date of Discharge: July 24/1915 Clinical Clerk. G.C.A.

Treatment & Diary:

July 21/15 - Tonsillectomy
adenoidectomy } Dr Jamieson

E+C anaesthesia

July 23 - Throat in excellent condition

July 24 Discharged

Form 7.

ROYAL VICTORIA HOSPITAL

Name William Gallagher Date July 31st 1915.

July.

Time	M	E	M	E	M	E	M	E	M	E	M	E	M	E	M	E	M	E	M	E	M	E	M	E	M	E	M	E	M	E
Date	21		22	23	24	25	26	27	28	29	30	31																		

108° 107° 106° 105° 104° 103° 102° 101° 100° 99° 98° 97° 96°

42° 41° 40° 39° 38° 37° 36° 35°

Admitted

Discharged

Pulse	80		84	96	72	80	64																							
Resp.	20		20	20	20	20	20																							
Stool			0	0	0	1	0																							
Urine																														
Day of Dis.			1	2	3	4	5	6																						

Treatment & Diet:

July 21st Tonsillectomy } Dr Jamieson
Adenoidectomy

ROYAL VICTORIA HOSPITAL

Name D. Thorn Ward No. Date July 23rd 1913

Surg. Jamieson

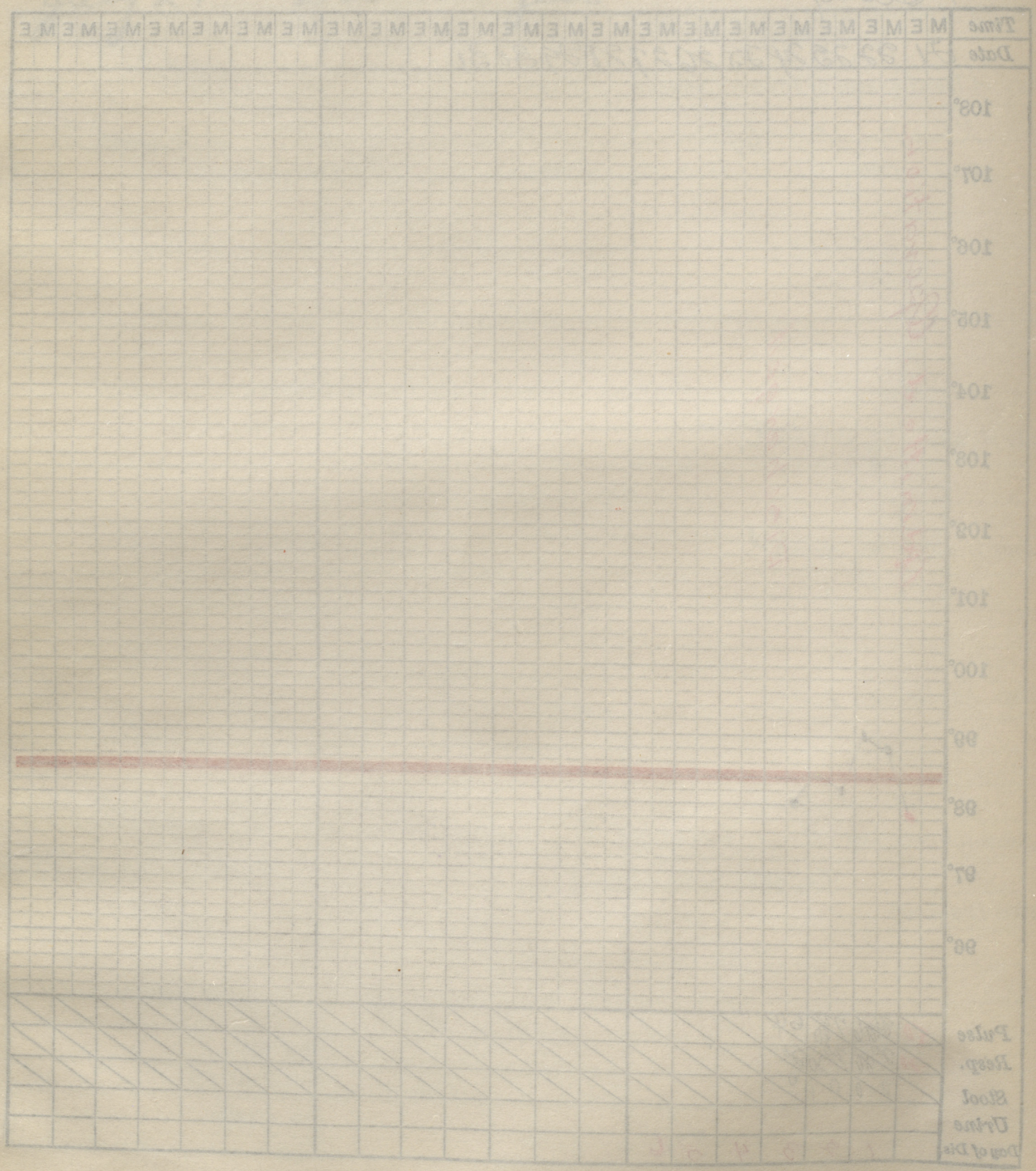

Form 80. 10m-5-14

ROYAL VICTORIA HOSPITAL

DOCTOR'S ORDERS

Name William Gallagher. Date of Admission July 21st 191 3

DATE	Urine	Stool	DIET	MEDICINE	SPECIAL TREATMENTS
				July 21st.	Admitted.
					Operation.
n				22nd	Slept fairly well. Complained of throat being sore.
n.				Cal. & Soda gr iii.	
n.				23 Sedlitz Powder.	
				" 24th	Discharged

Form 80. 10m-5-14

ROYAL VICTORIA HOSPITAL

DOCTOR'S ORDERS

NAME William Crawley Date of Admission Sept 21 1916

DATE	DIET	MEDICINE	SPECIAL TREATMENTS
Sept 21st		Sept 21st Admitted. Operation.	
22nd		Slept fairly well. Comfortable throughout morning	
		Cal: Soda gr VII.	
23		Satisfactory	
		Discharged	

Physical Examination :

Heart normal

Lungs normal

abd normal

2M-Form 164-12-14.

DEPARTMENT Oto Laryn **Royal Victoria Hospital**

Case No. 6010 Hospital No. Date of Admission, July 21, 1915

Name (in full) Jackson minnie

Address 1686 Hutchison

Occupation Stenographer Age 26 Single, ~~Married~~, ~~Widowed~~

Birthplace Germany Religion Hebrew

In service Dr. Jamieson Recommended by Dr Ballon

Complains of the following: frequently sore throats - Recuring colds.

History of Development of Present Condition: for a year or more patient has been troubled with recuring colds and frequent sore throats.

Family History: M-D Pneumonia 65
F-D - Renal 75

Previous Health: appendicitis m.g.H.

Previous Admissions: ✓

Diagnosis for Indexing: Chr. Tonsillitis Adenoids

Operation or Treatment: Tonsillectomy Adenoidectomy

Detailed Diagnosis:

Result Cured ✓
Improved
Not Improved
Not Treated
Died

Date of Discharge: July 24 1915 Clinical Clerk. g.c.a.

Treatment & Diary:

July 21/14 Tonsillectomy
Adenoidectomy } Dr Ballou

" 22 patient had slight reactionary temperature but is in good condition

" 24 Discharged - gargle of H_2O_2

Form 7.

ROYAL VICTORIA HOSPITAL

Name Minnie Jackson. Date July 21st. 1915.

July.

Time	M	E	M	E	M	E	M	E	M	E	M	E	M	E	M	E	M	E	M	E	M	E	M	E	M	E	M	E	M	E	M	E
Date	21	22	23	24	25	26	27	28	29	30	31																					

108° 107° 106° 105° 104° 103° 102° 101° 100° 99° 98° 97° 96°

42° 41° 40° 39° 38° 37° 36° 35°

Left for Operation.

Returned

Pulse	96	92	96	104	98																											
Resp.	20	20	20	20	20																											
Stool		0	1	1	1																											
Urine																																
Day of Dis.		1	2	3	4	5	6																									

ROYAL VICTORIA HOSPITAL

Name _____ Date _____

| Date | | |

Physical Examination :

Heart neg.

Lungs neg.

abdomen neg.

2M-Form 164-12-14.

DEPARTMENT Oto Laryn **Royal Victoria Hospital**

Case No. 6011 Hospital No. Date of Admission, July 21, 1915

Name (in full) Klein Sam

Address 421 colonial ave

Occupation Tailor Age 27 ~~Single,~~ Married, ~~Widowed~~

Birthplace Russia Religion Heb

In service Dr. Jamieson Recommended by Dr. Jamieson

Complains of the following : nasal obstruction - frequent colds in head - Headache

History of Development of Present Condition : for about a year patient has complained of above symptoms. The last three months they have grown more marked. Was recommended from the O.D.

Family History : good

Previous Health : Typhoid childhood

Previous Admissions : 1

Diagnosis for Indexing : Ch. Hyper. Rhin ac. ot. med. Operation or Treatment : Turbinotomy Lft Inf

Detailed Diagnosis : Dev. Septum ac. otitis med.

Result Cured / Improved ✓ / Not Improved / Not Treated / Died

Date of Discharge : July 24/1915 Clinical Clerk. q.c.a.

Treatment & Diary:

July 21/15 Turbinotomy - local Anaesthetic -
Dr Jamieson. Left Inf Turbinate Snare

patient complaining of severe headache

.. 22 patient still has headache and
complains of pain in left ear -
Exam shows Handle of malleus injected
as in periphery of drum an acute otitis med
Temp 100° P92 R20
Hot Syringing q. 3. H - Hot fomentations

July 23 Ear looks less inflammed - temp abo

July 24 patient anxious to get home and
is discharged as improved - to come
to outdoor.

Form 7.

ROYAL VICTORIA HOSPITAL

Name Samuel Klein Date July 21st 1915

July

Time	M	E	M	E	M	E	M	E	M	E	M	E	M	E	M	E	M	E	M	E	M	E	M	E	M	E	M	E	M	E	M	E
Date	21		22		23		24		25		26		27		28		29		30													
Pulse	96		80		90		96		64																							
Resp.	24		20		22		20		20																							
Stool			0		0		0		1																							
Urine																																
Day of Dis.			1		2		3		4		5		6																			

108° 107° 106° 105° 104° 103° 102° 101° 100° 99° 98° 97° 96°

42° 41° 40° 39° 38° 37° 36° 35°

Admission (Operation)

Discharged

ROYAL VICTORIA HOSPITAL

Name _____ Date _____

Time	M	E	M	E	M	E	M	E	M	E	M	E	M	E	M	E	M	E	M	E	M	E	M	E	M	E	M	E	M	E	M	E	M	E	M	E	M	E
Date																																						

108°
107°
106°
105°
104°
103°
102°
101°
100°
99°
98°
97°
96°

42°
41°
40°
39°
38°
37°
36°
35°

Pulse
Resp.
Blood
Urine
Day of Dis

Physical Examination :

Heart neg

Lungs neg

abd - attending O.D. for "Stomach trouble" on Evening.

6M-Form 164-2-15.

DEPARTMENT Oto-Laryn **Royal Victoria Hospital**

Case No. 6012 Hospital No. Date of Admission, July 21, 1915

Name (in full) munro, geo.

Address Ville St Pierre, Que. 212 St James St

Occupation at School Age 16 Single, ~~Married~~, ~~Widowed~~

Birthplace Can Religion prot

In service Dr. Rogers - Recommended by Dr Rogers

Complains of the following: Epistaxis - nasal obstruction

History of Development of Present Condition: Over a year patient has been troubled with nose bleed - Exercise or a slight touch would start the epistaxis. Patient caught cold easily and then nasal obstruct. became marked.

Family History: good

Previous Health: Adenoids 3 yrs ago.

Previous Admissions: ✓

Diagnosis for Indexing: Dev. Septum Operation or Treatment: Submucous resection of Septum

Detailed Diagnosis:

Result Cured ✓
Improved
Not Improved
Not Treated
Died

Date of Discharge: July 22, 1915 Clinical Clerk. g.c.a.

Treatment & Diary:

July 21/15 Submucous resection of Septum Dr Rogers
Local anaesthetic
There was much persistant bleeding thru
the operation - Nostrils packed with Vaseline
iodoform gauze.

July 22 - Packing removed - little or no bleed
patient in fine condition

Discharged

Form 7.

6012
73327

ROYAL VICTORIA HOSPITAL

Name Mr. George Munro Date July 21st/15.

July

Time	M	E	M	E	M	E	M	E	M	E	M	E	M	E	M	E	M	E	M	E	M	E	M	E	M	E	M	E	M	E
Date	21		22		23		24		25		26		27		28		29		31		31										

108° 107° 106° 105° 104° 103° 102° 101° 100° 99° 98° 97° 96°

42° 41° 40° 39° 38° 37° 36° 35°

Probable cause of Disability

Pulse 88 94

Resp. 20 20

Stool 1

Urine

Day of Dis.

ROYAL VICTORIA HOSPITAL

Name Date

Time	M	E	M	E	M	E	M	E	M	E	M	E	M	E	M	E	M	E	M	E	M	E	M	E	M	E	M	E	M	E	M	E	M	E	M	E
Date																																				

42°	108°
41°	107°
40°	106°
39°	105°
38°	104°
37°	103°
36°	102°
35°	101°
	100°
	99°
	98°
	97°
	96°

Pulse
Resp.
Stool
Urine
Day of Dis

Form 80. 10m-5-14

ROYAL VICTORIA HOSPITAL

DOCTOR'S ORDERS

Name Mrs. George Burns Date of Admission July 21st 1915

DATE	DIET	MEDICINE	SPECIAL TREATMENTS
July 21st	Cold sp/b.		Adm Admission Cold compresses to nose Back test.
" 22nd			Discharged.

ROYAL VICTORIA HOSPITAL

DOCTOR'S ORDERS

Name _____ Date of Admission _____ 191 -

Date	Diet	Medicine	Special Treatments

Physical Examination :

Heart Lungs + abdomen neg-

6M-Form 164-2-15.

DEPARTMENT Oto Laryn **Royal Victoria Hospital**

Case No. 6013 Hospital No. Date of Admission, July 22 1915

Name (in full) Wilson miss Lena

Address 92 prince arthur East

Occupation operator Age 27 Single, ~~Married~~, ~~Widowed~~

Birthplace Russia Religion Heb-

In service Dr. Jamieson Recommended by O.D.

Complains of the following: Headache - Earache (left), vertigo, Tinnitus

History of Development of Present Condition: Two years ago patient suffered a discharge from left ear accompanied by headache, ringing in ears and vertigo. She attended dispensary where she was treated for one year by Dr Mathewson. Two weeks ago above symptoms reappeared except there has been no discharge. Plugs of cotton however have a foul odor. patient walked to hospital T 99°- P 80- R 20

Family History: M a + w
F D - meningitis (?)

Previous Health: Typhoid, Scarlet, Diphtheria } (?) Childhood

Previous Admissions: none

Diagnosis for Indexing: Chr. otitis. media Operation or Treatment: palliative -
Chr. mastoiditis

Detailed Diagnosis: perforation of left tympanum

Result ~~Cured~~
Improved ✓
~~Not Improved~~
~~Not Treated~~
~~Died~~

Date of Discharge: July 29/1915 Clinical Clerk. g.ca.

Treatment & Diary:

July 22 1915- Ice to head and ear -
cal + Sod and Seidlitz

" 23 Patient much relieved complains of Vertigo
Ear Syringed t.i.d c/ warm boracic
Hot fomentations.

" 24 Ear drum looks much less inflamed
X ray -

" 26 X ray shows a ~~Cha~~ mastoiditis but condition scarcely warrants operation since there is no discharge.
advised to remain in for observation

" 29 Discharged - against advice & assumes own responsibility.

Form 7.

Dr. Anderson

603

73353

ROYAL VICTORIA HOSPITAL

Name Lena Wilson Date July 22nd 1915

Time	M	E	M	E	M	E	M	E	M	E	M	E	M	E	M	E	M	E	M	E	M	E	M	E	M	E	M	E	M	E	M	E
Date	22		23		24		25		26		27		28		29		30		31		1		2		3		4		5		6		7	

108° 107° 106° 105° 104° 103° 102° 101° 100° 99° 98° 97° 96°

42° 41° 40° 39° 38° 37° 36° 35°

Admitted

Diagnosis d.

Discharged

Pulse	80		72		72		76		68		78		76		80		84		76		68													
Resp.	20		20		20		20		20		20		20		20		20		20		20													
Stool			1		0		0		0		1		0		0		0		0		0													
Urine																																
Day of Dis.																																

ROYAL VICTORIA HOSPITAL

Name _____ Date _____

Time	M	E	M	E	M	E	M	E	M	E	M	E	M	E	M	E	M	E	M	E	M	E	M	E	M	E	M	E	M	E	M	E	M	E
Date																																		

108°
107°
106°
105°
104°
103°
102°
101°
100°
99°
98°
97°
96°

Pulse
Resp.
Stool
Urine
Dos of Dis

Physical Examination :

Patient of apparent age stated
Fairly well nourished
Eyes- pupils equal & React to L & A
Teeth O.K. - Tongue furred slightly - Breath fetid
Mentality and Cerebration fair.
T. 99.1 - P 88 - R. 20

Cardio Vascular System
pulse normal
praecord "
W.B.C. 9200

Lungs - normal

abd - normal - patient inclined to constipation

Nervous Syst -
No optic neuritis - Slight photophobia
no nystagmus
Auditory nerve Rt hears watch 3 8 c.m
Lft Cannot hear watch
Tuning fork Rt hears O.K. both bright & low notes
Lft does not hear at all
DO - Bone conduction heard in Rt. ear when tuning held over forehead - not in left (held over mastoid (left) is heard slightly - Tests unsatisfactory
Ear Syringed & Cold water nystagmus to left
" " " Hot " " " Rt

Local Condition - Rt. Ear - Drum opaque and drawn in - no present inflamatory signs

Lft Ear - Handle of malleus injected as is periphery - no Discharge - a large perforation superiorly - Inferiorly granulations obscure view probably an acute exacerbation of a chronic Condition.

6M-Form 164-2-15.

DEPARTMENT Oto Laryn **Royal Victoria Hospital**

Case No. 6014 Hospital No. Date of Admission, July 22, 1910

Name (in full) Block Julius

Address 102 Columbia Ave

Occupation at School Age 16 Single, ~~Married~~, ~~Widowed~~

Birthplace Can Religion Heb

In service Dr. Ballon Recommended by Dr Ballon

Complains of the following: Nasal obstruction - mouth breather frequent colds.

History of Development of Present Condition: The condition has been troublesome for a number of years but has been particularly worse the last year.

Family History: good

Previous Health: ✓

Previous Admissions: none

Diagnosis for Indexing: Dev. Septum. Chr. Hyper Rhin. Operation or Treatment: Turbinotomy Rt. Inf. Killian Submucous Resection Septum.

Detailed Diagnosis:

Result Cured ✓
Improved
Not Improved
Not Treated
Died

Date of Discharge: July 24/10 Clinical Clerk. g.c.a.

Treatment & Diary:

July 22/15 - Submucous Resection of Septum Dr. Bell
Local anaesthetic
Turbinotomy - Rt. Inf. turbinate

Haemorrhage rather troublesome during operation

July 23 patient feeling OK. nose not bleeding

" 24 packing removed - Syringed c/ H_2O_2
Discharged

Form 7

ROYAL VICTORIA HOSPITAL

DOCTOR'S ORDERS

Dr. Anderson

6014
73346

ROYAL VICTORIA HOSPITAL

Name Julius Block Date July 22nd., 1913.

July Aug.

Time	M	E	M	E	M	E	M	E	M	E	M	E	M	E	M	E	M	E	M	E	M	E	M	E	M	E	M	E	M	E	M	E
Date	22		23		24		25		26		27		28		29		30		31		1		2		3		4		5		6		7	
Pulse	84	100	84		80		80		72		72																						
Resp.	20	22	24		20		20		20		24																						
Stool			0		0		1		0																								
Urine																																
Day of Dis.																																

Admitted

Discharged

108° 107° 106° 105° 104° 103° 102° 101° 100° 99° 98° 97° 96°

42° 41° 40° 39° 38° 37° 36° 35°

ROYAL VICTORIA HOSPITAL

Name _____ Date _____

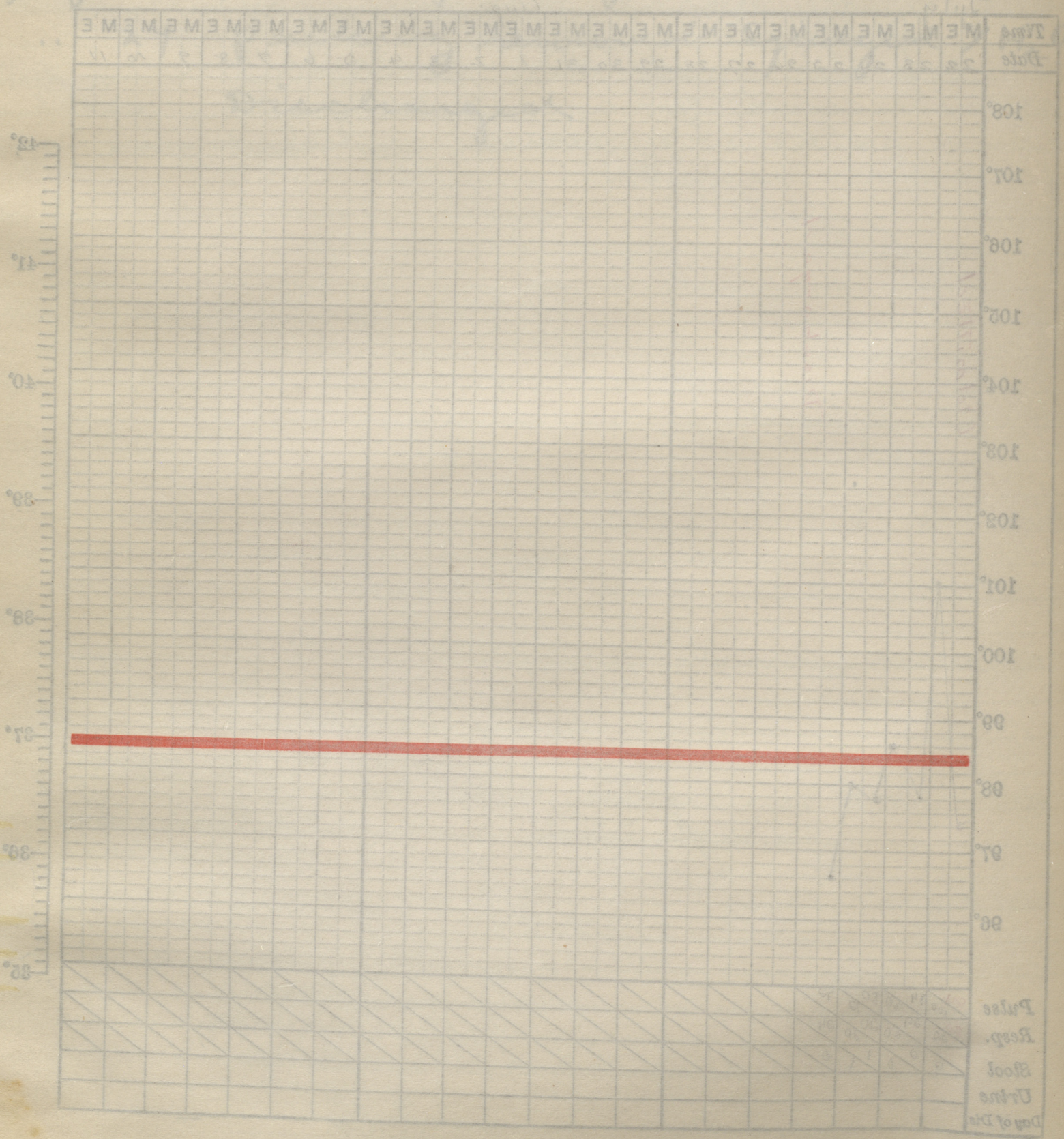

orm 80. 10m-5-14

ROYAL VICTORIA HOSPITAL

DOCTOR'S ORDERS

Name Julius Block Date of Admission July 22nd. 1915.

DATE	DIET	MEDICINE	SPECIAL TREATMENTS
22nd/15			Admitted
	Cold sp/h.		Operation
23d	Resi - d chick.		Chair.

ROYAL VICTORIA HOSPITAL

DOCTOR'S ORDERS

Name Julius Black Date of Admission July 22nd 191 5.

DIET	MEDICINE	SPECIAL TREATMENTS
	Admitted Observation Chair	

Physical Examination :

Heart neg

Lungs neg

abd neg

2M-Form 164-12-14.

DEPARTMENT Oto Laryn **Royal Victoria Hospital**

Case No. 6015 Hospital No. Date of Admission, July 26 1915

Name (in full) Sinclair Etta

Address 30 Selby St

Occupation at Home Age 17 Single, ~~Married, Widowed~~

Birthplace Scotland Religion Methodist

In service Dr. Jamieson Recommended by O.D.

Complains of the following: Frequent colds and sore throats
Several attacks of tonsillitis

History of Development of Present Condition:

For four years patient has had recurring attacks of tonsillitis and colds - several during each winter. She complains of a full feeling in her throat.
Four years ago patient had adenoids removed under ether.

Family History: M - D - cause ?
F - D - " "

Previous Health: good
adenoids - curetted 4 yrs ago

Previous Admissions: ✓

Diagnosis for Indexing: Tonsillitis, Chr. Adenoids

Operation or Treatment: Tonsillectomy Adenoidectomy

Detailed Diagnosis:

Result Cured ✓
Improved
Not Improved
Not Treated
Died

Date of Discharge: July 28/1915 Clinical Clerk. G.C.A.

Treatment & Diary:

July 26/15 Tonsillectomy } Dr Jamieson
Adenoidectomy }
Anaesthetic Ether + Chloro mix.

July 27/15 Throat in good condition
no haemorrhage

July 28 Discharged

Form 7.

Dr. Anderson.

ROYAL VICTORIA HOSPITAL

Name Etta Sinclair. Date July 26 1915.

July.

Time	M	E	M	E	M	E	M	E	M	E	M	E	M	E	M	E	M	E	M	E	M	E	M	E	M	E	M	E	M	E	M	E
Date	26	27	28	29	30	31																										

108° 107° 106° 105° 104° 103° 102° 101° 100° 99° 98° 97° 96°

42° 41° 40° 39° 38° 37° 36° 35°

Admitted Operation. Discharged.

Pulse	92	88	84	92																											
Resp.	20	24	20	20																											
Stool			0	0																											
Urine																															
Day of Dis.		1	2	3	4	5–6																									

ROYAL VICTORIA HOSPITAL

Name _____ Date _____

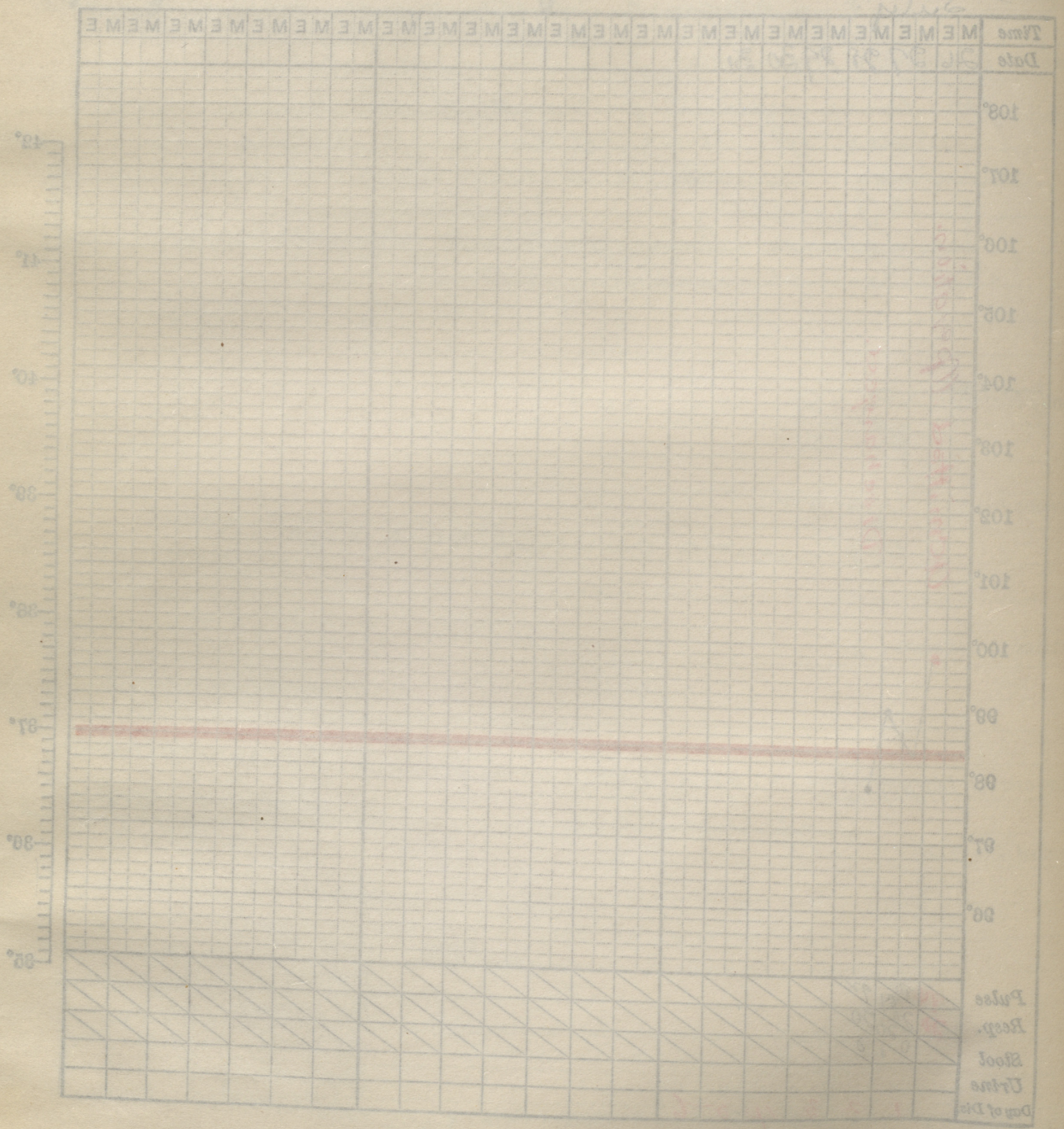
Time
Date
M E M E M E

Physical Examination :

Heart lungs + abdomen, neg -

patient menstruating

2M-Form 164-12-14.

DEPARTMENT Oto Laryn **Royal Victoria Hospital**

Case No. le 016 Hospital No. Date of Admission, July 26 1915

Name (in full) White Arthur

Address 233 woodland ave Verdun

Occupation messenger Age 15 Single, ~~Married~~, ~~Widowed~~

Birthplace Can Religion Prot

In service Dr. Jamieson Recommended by O.D.

Complains of the following: Frequent colds in winter - frequent sore throats & attacks of tonsillitis

History of Development of Present Condition:

For several years patient has had "croup" in winter - frequent colds and throat gets sore Some 6 yrs ago patient had adenoids removed in O.D.

Family History: good

Previous Health: good

Previous Admissions: ✓

Diagnosis for Indexing: Adenoids
Chr. Tonsillitis

Operation or Treatment: Adenoidectomy
Tonsillectomy

Detailed Diagnosis:

Result Cured ✓
Improved
Not Improved
Not Treated
Died

Date of Discharge: July 28 1915 Clinical Clerk. g.c.a.

Treatment & Diary: Adenoidectomy } Dr Jamieson Et
July 26/15 Tonsillectomy }

July 27 Patient in excellent condition

July 28 Discharged Cured

Form 7.

Dr. Anderson

ROYAL VICTORIA HOSPITAL

Name Arthur White. Date July 26 1915.

July.

Time	M	E	M	E	M	E	M	E	M	E	M	E	M	E	M	E	M	E	M	E	M	E	M	E	M	E	M	E	M	E	M	E
Date	26		27		28		29		30		31																					

108° 107° 106° 105° 104° 103° 102° 101° 100° 99° 98° 97° 96°

42° 41° 40° 39° 38° 37° 36° 35°

Admitted Operation.

Discharged.

Pulse	18		96		96		76																									
Resp.	28		30		30		20																									
Stool			0		0		0																									
Urine																																
Day of Dis.			1		2		3		4		5		6.																			

ROYAL VICTORIA HOSPITAL

Name _____ Date _____

Time	M	E	M	E	M	E	M	E	M	E	M	E	M	E	M	E	M	E	M	E	M	E	M	E	M	E	M	E	M	E	M	E	M	E	M	E	M	E
Date																																						

108°	
107°	
106°	
105°	
104°	
103°	
102°	
101°	
100°	
99°	
98°	
97°	
96°	
Pulse	
Resp.	
Blood	
Urine	
Day of Dis.	

42°
41°
40°
39°
38°
37°
36°
35°

Physical Examination :

Heart normal

Lungs normal

abdomen normal

6M-Form 164-2-15.

DEPARTMENT Oto Laryn **Royal Victoria Hospital**

Case No. 6017 Hospital No. 73392 Date of Admission, July 24 1915

Name (in full) Bengough Francis A.

Address 662 Bloomfield ave

Occupation Secy Treas Age 33 ~~Single~~, Married, ~~Widowed~~

Birthplace Engl Religion Prot

In service Dr. White Recommended by Dr White

Complains of the following: Frequent colds in head - Watery discharge from nose

History of Development of Present Condition: For a number of years patient has found himself obliged to frequently clear his throat while singing. Also that he suffered frequent colds in the head and profuse watery discharge. Exam of nasal shows a large C shaped deviation to left of the septum near anterior portion - no hypertrophy of turbinates and nostril fairly roomy.

Family History: ✓

Previous Health: good

Previous Admissions: none

Diagnosis for Indexing: Septal Spur Left Operation or Treatment: Submucous Resect of Septum

Detailed Diagnosis:

Result Cured ✓
Improved
Not Improved
Not Treated
Died

Date of Discharge: July 26/15 Clinical Clerk. g.c.a.

Treatment & Diary:

July 24/15 Submucous Resection of Spur by Dr. White - local anaesthetic
nares packed & sterile vaselined gauze

July 25 - gauze removed - no bleeding

July 26 Discharged

Form 7

Dr. Anderson

ROYAL VICTORIA HOSPITAL

Name Mr. Francis Bengough Date July 24th 15

July / Aug

Time	M	E	M	E	M	E	M	E	M	E	M	E	M	E	M	E	M	E	M	E	M	E	M	E	M	E	M	E	M	E
Date	24		25		26		27		28		29		30		31		1		2		3		4		5		6		7	
	8		9		10		11		12		13																			

108° 107° 106° 105° 104° 103° 102° 101° 100° 99° 98° 97° 96°

42° 41° 40° 39° 38° 37° 36° 35°

Operation Appendicitis

Discharged

Pulse	92	88	72	80	60																								
Resp.	24	20	20	20	20																								
Stool			0		1		0																						
Urine																													
Day of Dis.			1		2		3		4		5		6																

ROYAL VICTORIA HOSPITAL

Name _____ Date _____

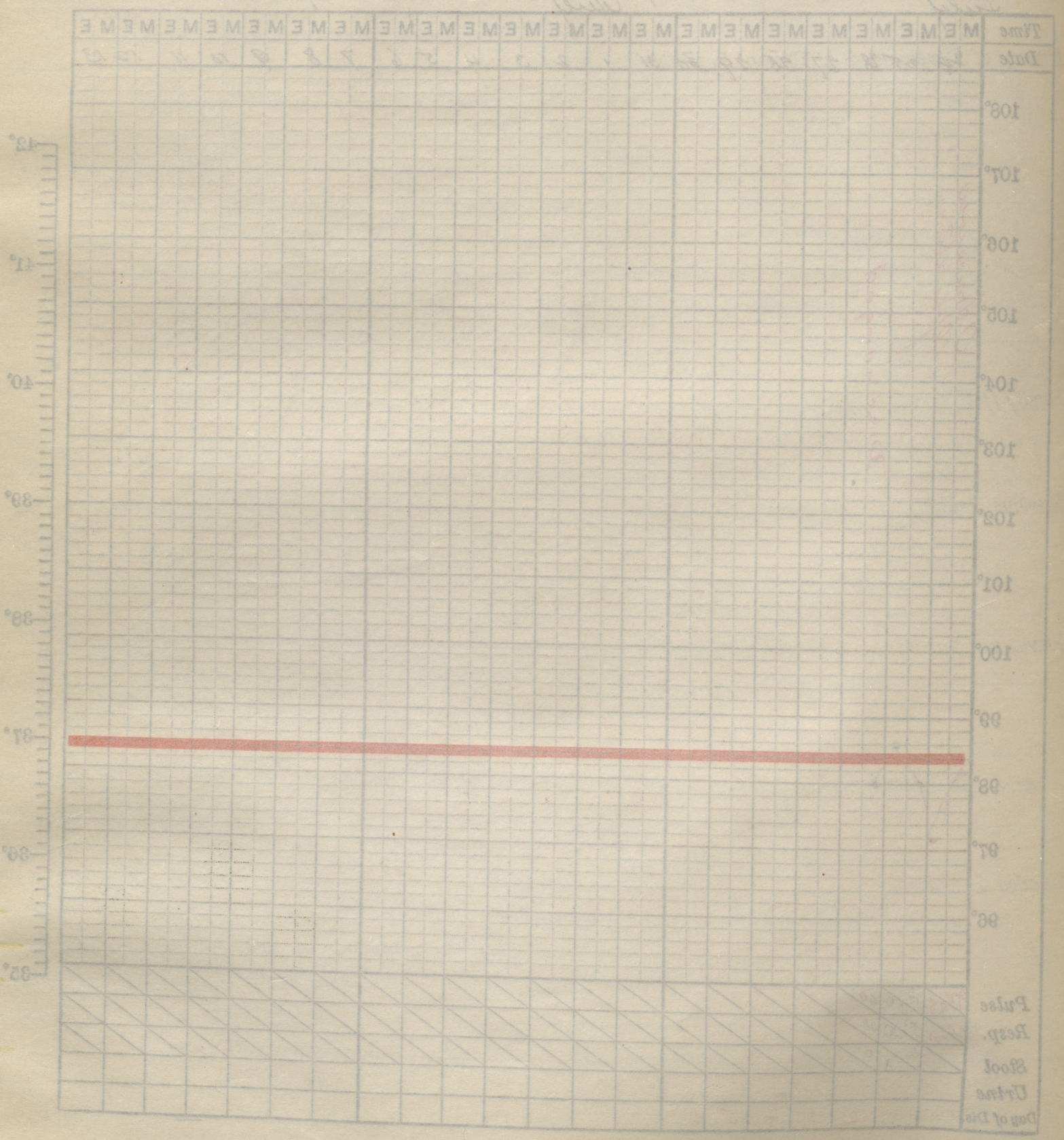

Form 80. 10m-5-14

ROYAL VICTORIA HOSPITAL

DOCTOR'S ORDERS

Name Mr. Francis Bengough Date of Admission July 24th 1915.

DATE	DIET	MEDICINE	SPECIAL TREATMENTS
July 24th			Re Admission
" "	Cold Sp.		Operation
			Ice compresses to Nose.
h 25th 12	House		Packing removed.
25th			Ling. no. 1

Form 80. 10m-5-14

ROYAL VICTORIA HOSPITAL

DOCTOR'S ORDERS

Name _____ Date of Admission _____ 191 5-

DATE	DIET	MEDICINE	SPECIAL TREATMENTS

Physical Examination :

Heart normal

Lungs normal

abd normal

2M-Form 164-12-14.

DEPARTMENT Oto Laryn **Royal Victoria Hospital**

Case No. 6018 Hospital No. Date of Admission, July 26, 1915.

Name (in full) Bates Stella Address Avoca

Occupation Child Age 11 Single, ~~Married, Widowed~~

Birthplace Can Religion presb

In service Dr. Jamieson Recommended by Dr. McKay -

Complains of the following: Frequent colds and sore throats

History of Development of Present Condition: for two or three years patient has been troubled with sore throats and frequent colds - Throat trouble has been especially troublesome since an attack of scarlet fever two years ago.

Family History: good

Previous Health: Scarlet fever 2 yrs ago
Childhood diseases

Previous Admissions: ✓

Diagnosis for Indexing: Chr. Tonsillitis adenoids Operation or Treatment: Tonsillectomy adenoidectomy

Detailed Diagnosis:

Result Cured ✓
Improved
Not Improved
Not Treated
Died

Date of Discharge: July 28 1915 Clinical Clerk. g.c.a.

Treatment & Diary:

July 26 Adenoidectomy / Tonsillectomy } Dr Jamieson - E+C

July 27 Large clot in left tonsil bed but patient in excellent condition

Form 7.

Physical Examination:
Heart lungs + abdomen negative

Dr. Anderson 6018
73390

ROYAL VICTORIA HOSPITAL

Name Stella Bates Date July 26th 1915

July

Time	M	E	M	E	M	E	M	E	M	E	M	E	M	E	M	E	M	E	M	E	M	E	M	E	M	E	M	E	M	E	M	E	M	E
Date	26		27		28		29		30		31																							

108° 107° 106° 105° 104° 103° 102° 101° 100° 99° 98° 97° 96°

42° 41° 40° 39° 38° 37° 36° 35°

Admission and Operation

Discharged

Pulse	104		110		100		84																											
Resp.	20		24		24		20																											
Stool			0		0		1																											
Urine																																		
Day of Dis.			1		2		3		4		5		6																						

Form 7

ROYAL VICTORIA HOSPITAL

Name _____ Date _____

Time	M	E	M	E	M	E	M	E	M	E	M	E	M	E	M	E	M	E	M	E	M	E	M	E	M	E	M	E	M	E	M	E	M	E	M	E	M	E	M	E	M	E
Date																																									

109°	
108°	
107°	
106°	
105°	
104°	
103°	
102°	
101°	
100°	
99°	
98°	
97°	
96°	

42°	
41°	
40°	
39°	
38°	
37°	
36°	
35°	

Pulse
Resp.
Stool
Urine
Day of Dis

Physical Examination :

Heart Lungs & abdomen negative

2M-Form 164-12-14.

DEPARTMENT Oto Laryn **Royal Victoria Hospital**

Case No. 6019 Hospital No. Date of Admission, July 27 1915

Name (in full) Rudnitzki Isi

Address 396 Colonial ave

Occupation School Age 10 Single, ~~Married,~~ ~~Widowed~~

Birthplace Can Religion Heb

In service Dr. Jamieson Recommended by O.D.

Complains of the following: Haemorrhage

History of Development of Present Condition: patient had a tonsillectomy and adenoidectomy in O.D. yesterday. There was continual bleeding and patient comes in for observation.

Family History: good

Previous Health: good -

Previous Admissions: 1

Diagnosis for Indexing: Haemorrhage Primary Operation or Treatment: Digital compression Ice collar morphia

Detailed Diagnosis: Reactionary Hemorrhage following Tonsillectomy

Result Cured 1
~~Improved~~
~~Not Improved~~
~~Not Treated~~
~~Died~~

Date of Discharge: July 29, 1915 Clinical Clerk. G.C.A.

Treatment & Diary:

July 27/15 Patient came to outdoor at 6 a.m. complaining of continued hamorr thruout the night following tonsillectomy and adenoidectomy yesterday P.M. He was admitted to ward
P120 T98.1 R22

Examination of throat showed left tonsil bed clean and not bleeding The right however was filled with ill formed clot which was removed- and digital pressure applied & swab over finger.
Morphia 1/8 Hypo - Ice collar - Ice to suck Bleeding stopped but patient vomited on three occasions dark blood mixed & watery mucous.

July 27/15 7 P.M. Patient in good condition

July 28 There is a large clot in right tonsil bed - patient in good condition

July 29 Discharged

Form 7.

Dr. Anderson 6019
73393

ROYAL VICTORIA HOSPITAL

Name Isreal Budniss- Date July 27th 1915

July. Aug.

Time	M	E	M	E	M	E	M	E	M	E	M	E	M	E	M	E	M	E	M	E	M	E	M	E	M	E	M	E	M	E
Date	27	28	29	30	31	1	2	3	4	5	6	7	8	9																

108° 107° 106° 105° 104° 103° 102° 101° 100° 99° 98° 97° 96°

42° 41° 40° 39° 38° 37° 36° 35°

Admission.

Discharged

Pulse	120	116	112	106	92																									
Resp.	Nil	20	Nil	Nil	20																									
Stool		0		0	1																									
Urine																														
Day of Dis.																														

ROYAL VICTORIA HOSPITAL

Name _____ Date _____

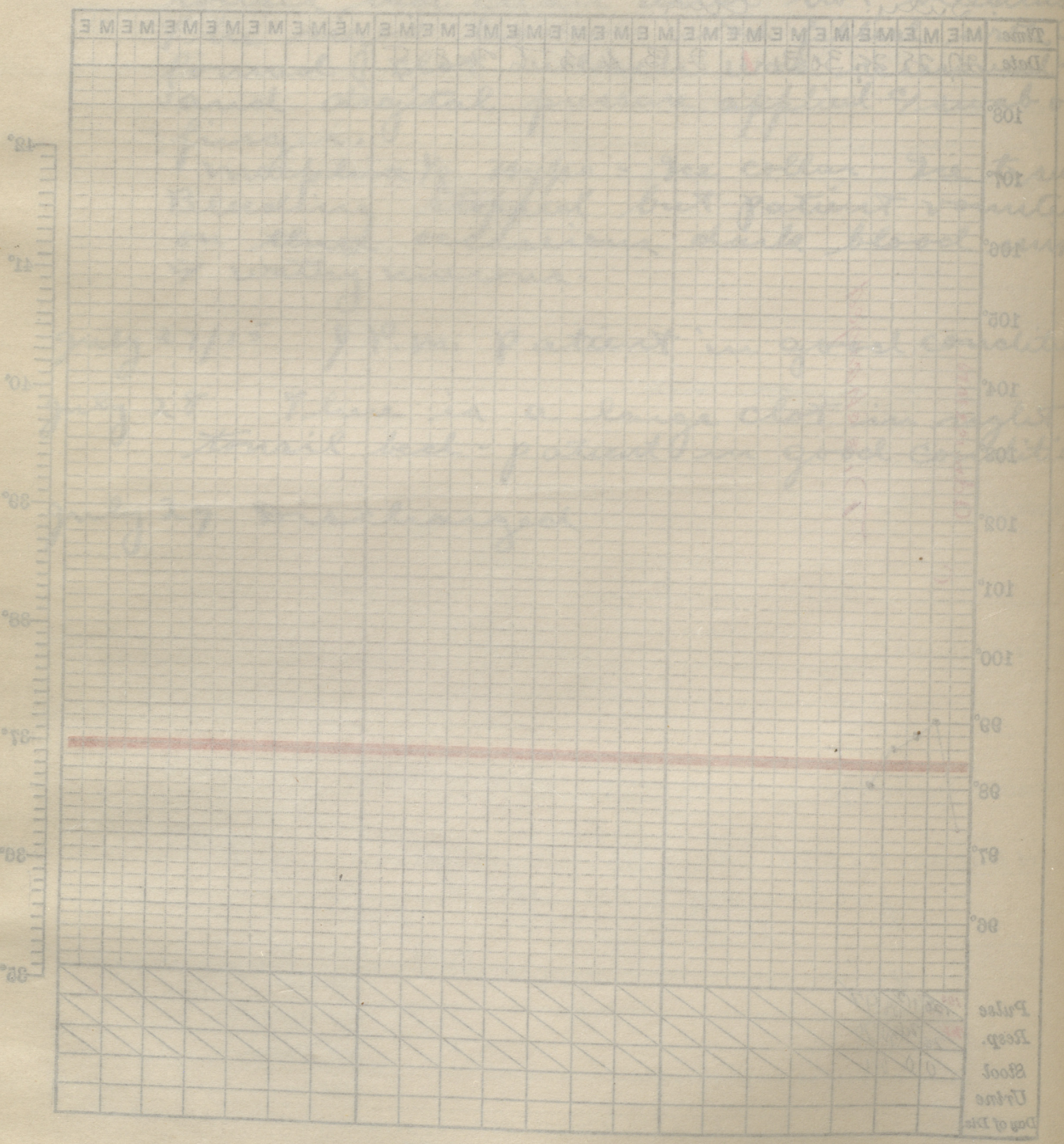

Physical Examination :

Heart Lungs & abdomen normal

2M-Form 164-12-14.

DEPARTMENT Oto Laryn **Royal Victoria Hospital**

Case No. 6020 Hospital No. Date of Admission, July 27, 1915.

Name (in full) Miller Ernest

Address Shelter Home - St. Urbain St

Occupation Child Age 4 Single, ~~Married, Widowed~~

Birthplace Can. Religion Presbt

In service Dr. Jamieson Recommended by Dr Tooke

Complains of the following: Tonsils + adenoids

History of Development of Present Condition:

Case sent in for operation by Dr. Tooke.

Family History: ✓

Previous Health: ✓

Previous Admissions: ✓

Diagnosis for Indexing: Tonsillitis chr. adenoids Operation or Treatment: not treated

Detailed Diagnosis:

Result ~~Cured~~
~~Improved~~
~~Not Improved~~
Not Treated
~~Died~~

Date of Discharge: July 30/15 Clinical Clerk. g.c.a.

Treatment & Diary:

July 28/15
Case sent in last night by Dr Zo
for operation.
Complains of nausea but no vomiting at
Temperature 99.4 – P. 84 – R. 28
Decide to postpone operation
7 P.M. Temp suddenly rise 103.2 pulse 16
Resp. 36.

There is no pain – no Rash – no vomiti
Tongue slightly furred
throat not even congested
Nothing in Lungs, Heart nor abdo
to explain Temperature
Nervous system no opus thotmus, no pup
changes – Reflex normal – no Kernig, no
Babinski.
W.B.C. 15,400
Urine contains trace of alb + few pus c
also some vegetable fung
which are probably due to contamination
of jar.
Cold Sponge – Enema, ice bag to head,
liquid diet.

July 29/15 Temp normal this a.m. patient rest
quietly –
C
July 30/15 patient discharged untreated
as parents are leaving city

Form 7.

Dr. Anderson

ROYAL VICTORIA HOSPITAL

Name Ernest Miller. Date July 27 1915.

July. Aug.

Time	M	E	M	E	M	E	M	E	M	E	M	E	M	E	M	E	M	E	M	E	M	E	M	E	M	E	M	E	M	E
Date	27	28	29	30	31	1	2	3	4	5	6	7	8	9	10	11	12	13	14	15	16									

108° 107° 106° 105° 104° 103° 102° 101° 100° 99° 98° 97° 96°

42° 41° 40° 39° 38° 37° 36° 35°

Operation

Discharged

Pulse	104		96		96		140		108		84																			
Resp.	24		20		24		32		24		20																			
Stool			0		0		1		0																					
Urine																														
Day of Dis.																														

ROYAL VICTORIA HOSPITAL

Time	M	E	M	E	M	E	M	E	M	E	M	E	M	E	M	E	M	E	M	E	M	E	M	E	M	E	M	E	M	E	M	E	M	E
Date	27		28		29		30		1		2		3		4		5		6		7		8		9		10		11		12		13	

108°	
107°	
106°	
105°	
104°	
103°	
102°	
101°	
100°	
99°	
98°	
97°	
96°	
Pulse	
Resp.	
Stool	
Urine	
Day of Dis	

42°	
41°	
40°	
39°	
38°	
37°	
36°	
35°	

Physical Examination :

Heart Lungs and Abd. negative

2M-Form 164-12-14.

DEPARTMENT Oto Laryn **Royal Victoria Hospital**

Case No. 6021 Hospital No. Date of Admission, July 28 1915

Name (in full) Olsen Edward

Address 407 Maryanne Est

Occupation Office boy Age 15 Single, ~~Married, Widower~~

Birthplace Can Religion R.C.

In service Dr. Jamieson Recommended by O.D.

Complains of the following: Nasal obstruction left side - mouth breathing at night.

History of Development of Present Condition: Seven years ago patient was hit in face with a snowball breaking his nose. Since then he has never been able to breathe easily thru his nostrils especially the left.

Family History: good

Previous Health: good

Previous Admissions: Tonsils + aden removed in O.D. several years previous

Diagnosis for Indexing: Dev. Septum (Spur on left) Operation or Treatment: Submucous resection of Septum

Detailed Diagnosis:

Result Cured ✓
Improved
Not Improved
Not Treated
Died

Date of Discharge: July 30/15 Clinical Clerk. Q.C.A.

Treatment & Diary:

July 28- Submucous Resection of Septum by Dr. Jamieson - Local Anaesthetic.

The operation was performed thro left nostril where there was a decided deviat to the left. The mucous membrane was very adherent and dissection rendered ver difficult. The anterior portion being remo a decided deviation was found posteriorly an this was also dissected.
Nares packed & Iodoform gauze

" 29 gauze removed - Slight haemorrha

" 30 Discharged - to visit O.D, Aug 3
Mtg & Lo A t

Form 7.

Dr. Anderson

ROYAL VICTORIA HOSPITAL

Name Edward Olsen. Date July 28 1915.

July. Aug.

Time	M	E	M	E	M	E	M	E	M	E	M	E	M	E	M	E	M	E	M	E	M	E	M	E	M	E	M	E	M	E	M	E
Date	28	29	30	31	1	2	3	4	5	6	7	8	9	10																		

108° 107° 106° 105° 104° 103° 102° 101° 100° 99° 98° 97° 96°

42° 41° 40° 39° 38° 37° 36° 35°

Admitted 28th

Admitted 29th

Discharged

Pulse	80		84	80																												
Resp.	20		20	20																												
Stool			0	0																												
Urine																																
Day of Dis.			1	2	3	4	5	6																								

ROYAL VICTORIA HOSPITAL

Name _____ Date _____

Time	M	E	M	E	M	E	M	E	M	E	M	E	M	E	M	E	M	E	M	E	M	E	M	E	M	E	M	E	M	E	M	E	M	E
Date																																		

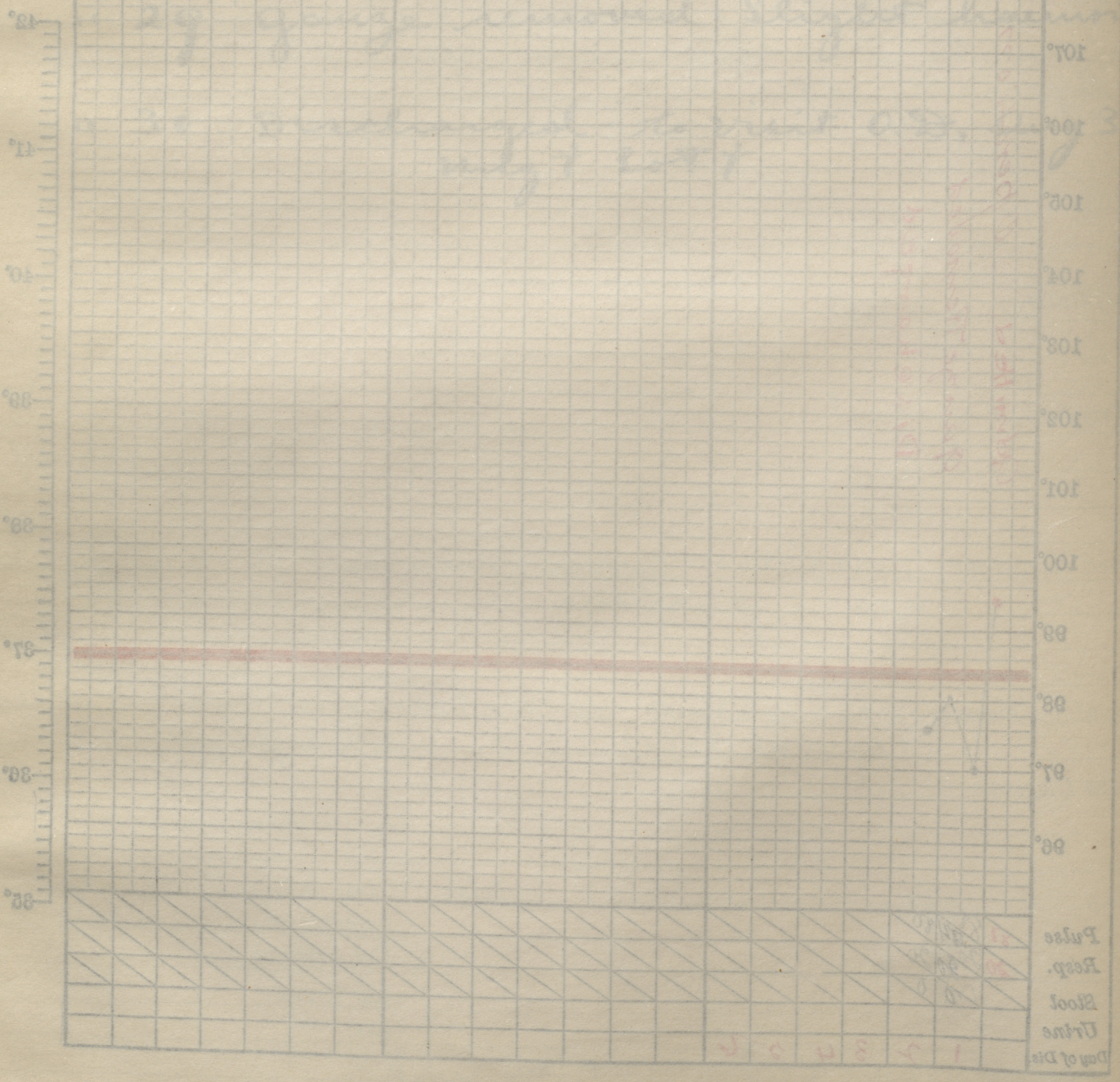

Physical Examination :

Heart Lungs and abd normal

6M-Form 164-2-15.

DEPARTMENT Oto Laryn **Royal Victoria Hospital**

Case No. 6022 Hospital No. Date of Admission, July 27 1915

Name (in full) Robertson Arthur

Address 9 Seymour ave

Occupation Engineer Age 30 Single, ~~Married~~, ~~Widowed~~

Birthplace Can Religion Prot

In service Dr. White - Recommended by Dr White

Complains of the following: Hay fever - Sneezing - persistant colds in Head

History of Development of Present Condition: For years patient has been troubled with "Hay fever" more especially during month of July. This is more noticeable in country and in damp muggy weather. Sneezing has been a very annoying symptom. Whenever patient gets cold in head it becomes very difficult to breath thru nostrils - There is profuse watery discharge and these colds tend to last a long time - a month or more.

Family History: good - no asthma

Previous Health: good

Previous Admissions: ✓

Diagnosis for Indexing: Def. Septum Right Operation or Treatment: Killian Submuc. Resection Turbinotomy Rt. Inf.

Detailed Diagnosis: Hay Fever
Chr. Hyper. Rhinitis
Hyper. Inf. Turb. Rt.

Result
Cured ✓
Improved
Not Improved
Not Treated
Died

Date of Discharge: July 31, 1915 Clinical Clerk. g.c.a.

Treatment & Diary:

July 28 1915 Killian Submucous resection of Septum from Rt by Dr White under Novocaine. Left Inf Turb smeared. Very little bleeding - Nostrils packed with Vaselined sterile gauze.

" 29 Gauze removed. practically no hemorrhage. patient sits up and able to breath quite freely thru both nostrils

" 30

Form 7.

Dr. Anderson

ROYAL VICTORIA HOSPITAL

Name Mr. Arthur Robertson Date July 27th 1915

gas.

Time	M	E	M	E	M	E	M	E	M	E	M	E	M	E	M	E	M	E	M	E	M	E	M	E	M	E	M	E	M	E
Date	26	27	28	29	30	31	1	2	3	4	5	6	7	8	9	10	11	12	13	14	15	16								

108° 107° 106° 105° 104° 103° 102° 101° 100° 99° 98° 97° 96°

42° 41° 40° 39° 38° 37° 36° 35°

Discharged

Admitted Emergency

Pulse	80	68	68	72	68	60	72	68																					
Resp.	20	20	20	20	20	20	20	20																					
Stool			1	0	0	0	0																						
Urine																													
Day of Dis.																													

Treo

ROYAL VICTORIA HOSPITAL

Name

Date

Time	M	E	M	E	M	E	M	E	M	E	M	E	M	E	M	E	M	E	M	E	M	E	M	E	M	E	M	E	M	E	M	E
Date	3	1	2	3	4	5	6	7	8	9	10	11	12	13	14	15	16	17	18	19	20	21	22	23	24	25	26	27	28	29	30	31

108°	
107°	
106°	
105°	
104°	
103°	
102°	
101°	
100°	
99°	
98°	
97°	
96°	
Pulse	
Resp.	
Stool	
Urine	
Day of Dis	

orm 80. 10m-5-14

ROYAL VICTORIA HOSPITAL

DOCTOR'S ORDERS

ame Mr. Arthur Robertson Date of Admission July 27th 1915

ATE	DIET	MEDICINE	SPECIAL TREATMENTS
27th/15			Admission
"	Cold. Liq. 8 oz 4/s		
			Ointment in nose.
31st/15			Discharged

ROYAL VICTORIA HOSPITAL

DOCTOR'S ORDERS

Name [illegible] Date of Admission [illegible] 191[illegible]

Date	Diet	Medicine	Special Treatments

Physical Examination :

Heart Lungs + abdomen normal

2M-Form 164-12-14.

DEPARTMENT Oto Laryn **Royal Victoria Hospital**

Case No. 6023 Hospital No. 7345 Date of Admission, July 27, 1915.

Name (in full) Ballon Dr David H.

Address 82 Crescent St

Occupation physician Age 28 Single, ~~Married~~, ~~Widowed~~

Birthplace Russia Religion Heb.

In service Dr. White Recommended by Dr White

Complains of the following: Frequent Sore Throats - Pharyngitis - Recurring attacks of Tonsillitis

History of Development of Present Condition:

For several years patient has been troubled with sore throats and pharyngitis has been persistant. There has a recurring tonsillitis frequently - patient uses no tobacco.

Family History: good

Previous Health: good

Previous Admissions: ~~S~~ Submuc. Resect. Septum 1 yr ago

Diagnosis for Indexing: Hyper. Tonsils Operation or Treatment: Tonsillectomy Snare

Detailed Diagnosis: Chr. Hyper. Tonsillitis
Chr. pharyngitis

Result Cured ✓
Improved
Not Improved
Not Treated
Died

Date of Discharge: July 30 1915 Clinical Clerk. g.c.a.

Treatment & Diary:

July 27 1915 The tonsils were injected w
Admalint novacaine patient having previous
a Hypo of Morphia ¼ Atrop 1/100.

The tonsils were freed by dissection
and subsequently shaved.
The Rt tonsil contained actual pus wh
the left was full of cheesy matter in
crypts.

Patient had no haemorrhage whats
ever - Tonsil beds swabbed c/ H_2O_2 + patie
returned to ward.
In about two hours patient complains
of much pain, a severe neuralgia affe
all the teeth and part generally depres
Hypo morphia gr ½ ordered -

at night - He feels somewhat better -

July 28 - Patient sitting up in bed feels very
well but throat rather sore - Local con
excellent - Throat clean and very little
inflammatory reaction.

" 29 Suffering slight Diarhoea
Throat bathed painful. Painted internally
with Tr. Iodi.

" 30 Discharged

Form 7.

Dr Anderson

6023
73415

ROYAL VICTORIA HOSPITAL

Name Dr Ballon. Date July 27/15.

July Aug

Time	M	E	M	E	M	E	M	E	M	E	M	E	M	E	M	E	M	E	M	E	M	E	M	E	M	E	M	E	M	E	M	E	M	E
Date	27		28		29		30		31		1		2		3		4		5		6		7		8		9		10		11		12		13		14		15	

108° 107° 106° 105° 104° 103° 102° 101° 100° 99° 98° 97° 96°

42° 41° 40° 39° 38° 37° 36° 35°

Discharged

Pulse	88	96	84	78	92	78	78																													
Resp.	20	20	20	20	20	18	20																													
Stool		0	0	0	1	1	1																													
Urine																																			
Day of Dis.		1		2		3		4		5		6		7		8		9		10		11		12		13		14		15		16		17		18		19		20

ROYAL VICTORIA HOSPITAL

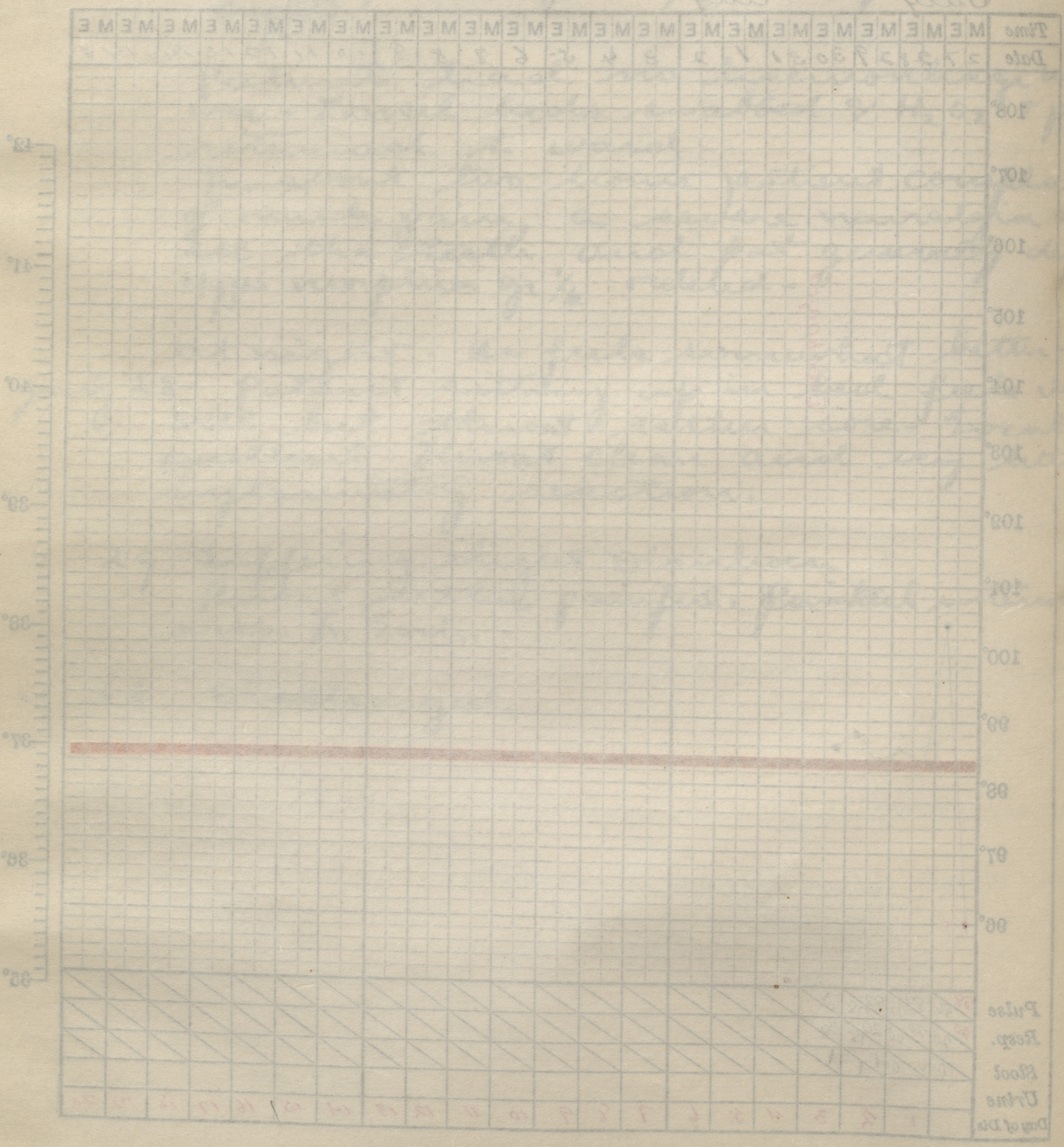

Form 80. 10m-5-14

ROYAL VICTORIA HOSPITAL

DOCTOR'S ORDERS

Name Dr Ballon Date of Admission July 27 1915

DATE	DIET	MEDICINE	SPECIAL TREATMENTS
July 27			Admission.
			Operation
			Ice-cap to throat.
" 27.	Ice-cream.		
	Cold liquids.		
28th.	Liquids & Softs		
"	House.		
30th			Discharged

Form 80. 10m-5-14

ROYAL VICTORIA HOSPITAL

DOCTOR'S ORDERS

NAME Mrs. Jas. Ross Date of Admission March 27 1914

DIET	MEDICINE	SPECIAL TREATMENTS
		Chloroform
		Open Ward
		Take Sofa Mattress
		Diet Liquids
		Diet Soft
		Diet Milk
		Discharged

Physical Examination :

Physical examination normal except for throat condition

Physical Examination :

2M-Form 164-12-14.

DEPARTMENT Oto Laryn **Royal Victoria Hospital**

Case No. 6024 Hospital No. 73433 Date of Admission, July 28 1915

Name (in full) Hanovitch moses

Address 1157 St Dominique St

Occupation School Age 16 Single, ~~Married, Widowed~~

Birthplace Romania Religion Heb

In service Dr. Jamieson Recommended by O.D.

Complains of the following: Left side of nose obstructed constant winter cold in head.

History of Development of Present Condition:

For three years patient has been unable to breath properly thru left nostril. The condition has been growing worse lately. any slight cold gives him special difficulty. Patient admitted about 1 yr ago for a resection of septal ridge but this has not proven sufficient.

Family History: F + M - a TW
2 B both have had Tonsils & ad removed in R.V.H.

Previous Health: good

Previous Admissions: July 14, 1914 Resection of Septal Ridge

Diagnosis for Indexing: DCW, Septum Left Operation or Treatment: Killian Submucous Resection of Septum

Detailed Diagnosis:

Result Cured ✓
Improved
Not Improved
Not Treated
Died

Date of Discharge: July 30/15 Clinical Clerk. g.c.a.

Treatment & Diary:

July 28/16 Submucous resection of Septum done by Dr. Jamieson from left nostril. anterior spur removed - Local anaesthetic - little bleeding.
nose packed c/ iodoform gauze.

" 29 gauze removed — no bleeding.

" 30 Discharged mg† Left†
To visit O D aug 3

Form 7.

Dr. Anderson

ROYAL VICTORIA HOSPITAL

Name Moses Hamowitch Date July 28th 1915

July Aug

Time	M	E	M	E	M	E	M	E	M	E	M	E	M	E	M	E	M	E	M	E	M	E	M	E	M	E	M	E	M	E	M	E
Date	28	29	30	31	1	2																										

108° 107° 106° 105° 104° 103° 102° 101° 100° 99° 98° 97° 96°

42° 41° 40° 39° 38° 37° 36° 35°

Admitted 1/54 Urgent
Gauze removed
Discharged

Pulse	84		72		64																										
Resp.	20		20		20																										
Stool			1		1																										
Urine																															
Day of Dis.		1		2		3		4		5	6																				

ROYAL VICTORIA HOSPITAL

Name _____ Date _____

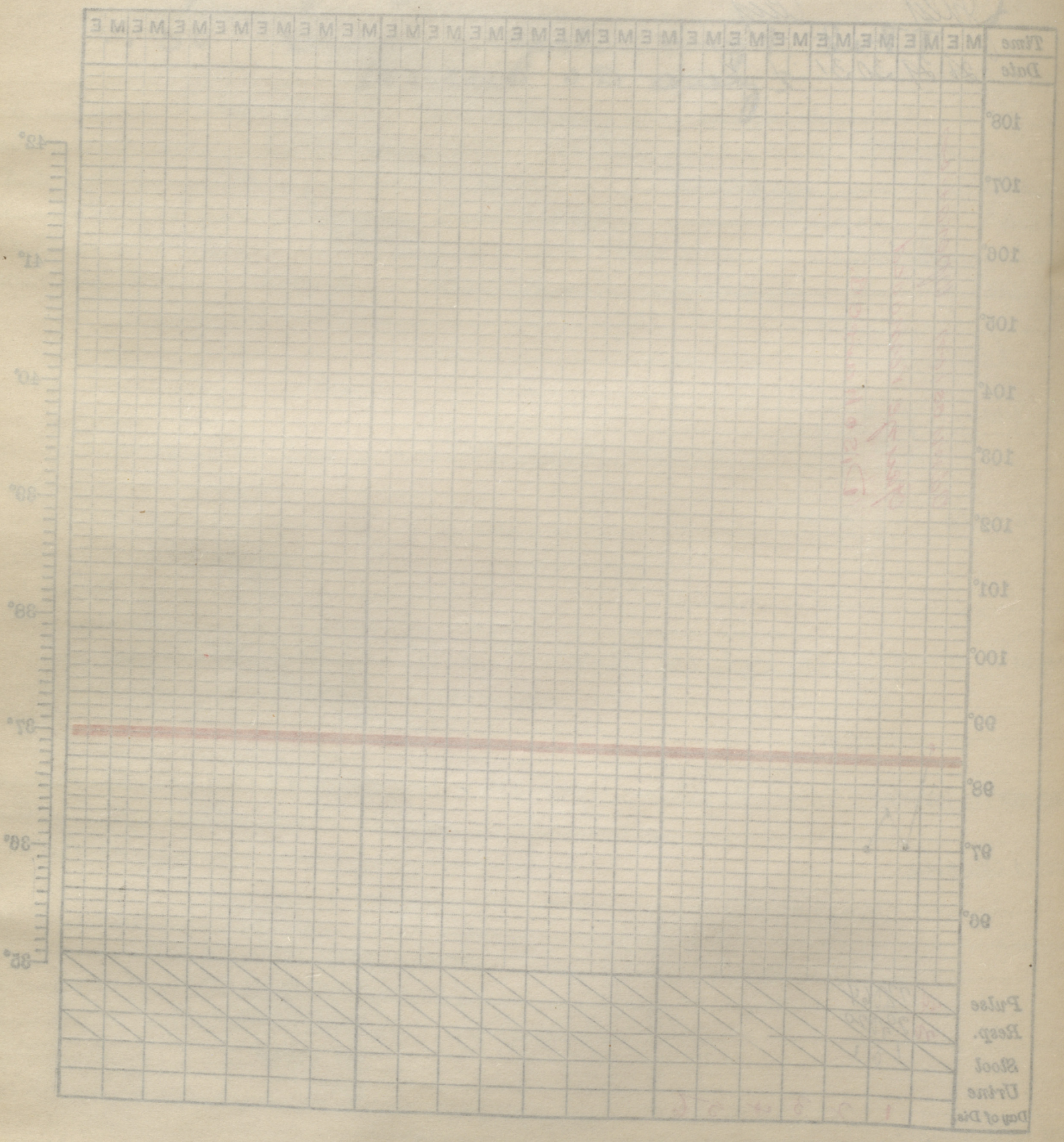

Physical Examination :

Heart Lungs + abdomen neg

2M-Form 164-12-14.

DEPARTMENT Oto Laryn **Royal Victoria Hospital**

Case No. 6025 Hospital No. Date of Admission, July 28 1915

Name (in full) Silverman Elsie

Address

Occupation Child Age Single, ~~Married~~, ~~Widowed~~

Birthplace Religion

In service Dr. Jamieson Recommended by Ward H

Complains of the following: Discharge + pain in left Ear

History of Development of Present Condition: Patient transferred from wd H where she has been treated for "potts disease" and psoas abcess. Two days ago patient began complaining of pain in left ear. Simultaneously an abcess developed in left cheek. Examination showed discharge in Ext aud canal and very much injected drum, but no perforation could be seen. Cleansing treatment advised.

Family History: V

Previous Health: See previous report

Previous Admissions: wd H 29/121

Diagnosis for Indexing: ac. otit. Circum. Ext. Left ac. Catarrhal otitis med. Left. Operation or Treatment: Palliative

Detailed Diagnosis:

Result Cured ✓
Improved
Not Improved
Not Treated
Died

Date of Discharge: Aug 5/15 Clinical Clerk. g.c.a.

Treatment & Diary:

July 29/15 Ear Syringed 9.4. Ht. c/ warm boracic
T.i.d gtt lbs VI · Hot fomentations

" 31/15 Syr T-i-d - gtt. T.i.d

Ear ceased discharging - Tympanum still injected.

Aug 1/15 no pain - Ear slightly injested - patient allowed up.

" 4 Discharged ceased - no complaints of pain

Aug 5/15 Discharged.

Form 7.

Dr. Anderson

6025

73432

ROYAL VICTORIA HOSPITAL

Name Elsie Silverman. Date July 28 1915.

July. Aug.

Time	M	E	M	E	M	E	M	E	M	E	M	E	M	E	M	E	M	E	M	E	M	E	M	E	M	E	M	E	M	E
Date	28	29	30	31	1	2	3	4	5	6	7	8	9	10	11	12	13	14	15	16	17.									

108° 107° 106° 105° 104° 103° 102° 101° 100° 99° 98° 97° 96°

42° 41° 40° 39° 38° 37° 36° 35°

admitted

Discharged

Pulse	100	120	104	110	100	96	102	96	98	92	90	96	90																	
Resp.	24	24	24	24	24	24	24	20	24	24	20																			
Stool	0	0	1	1	1	1	0	1	0	0	0	0	1																	
Urine																														
Day of Dis.																														

ROYAL VICTORIA HOSPITAL

Name _____ Date _____

Time	M	E	M	E	M	E	M	E	M	E	M	E	M	E	M	E	M	E	M	E	M	E	M	E	M	E	M	E	M	E	M	E	M	E
Date																																		

108°
107°
106°
105°
104°
103°
102°
101°
100°
99°
98°
97°
96°

42°
41°
40°
39°
38°
37°
36°
35°

Pulse
Resp.
Blood
Urine
Day of Dis.

Physical Examination :

See previous report

6M-Form 164-2-15.

DEPARTMENT Oto Laryn **Royal Victoria Hospital**

Case No. 6026 Hospital No. Date of Admission, July 29 1915

Name (in full) Hamilton n. James

Address

Occupation School Boy Age 7 Single, ~~Married~~, ~~Widowed~~

Birthplace Can Religion

In service Dr. Jamieson Recommended by Dr Hamilton

Complains of the following: Enlarged Tonsils - glandular enlargement at L of jaw.

History of Development of Present Condition:

For several years there have been chronic enlarged glands at L of jaw - The tonsils are submerged by an ~~hyper~~ - It is thought advisable to remove them.

Family History: good

Previous Health: good

Previous Admissions: ✓

Diagnosis for Indexing: Chr. Hyper. Tonsillitis adenoids

Operation or Treatment: Tonsillectomy (Sluder) adenoidectomy

Detailed Diagnosis:

Result
- Cured ✓
- Improved
- Not Improved
- Not Treated
- Died

Date of Discharge: aug. 1, 1915 Clinical Clerk. g.c.a.

Treatment & Diary:

July 30/15 Sluder Tonsillectomy } Dr. Jamieson
adenoidectomy }

Ether Dr Naugler

" 31/15 There has been no haemorrhage
patient passed a good night
Left tonsil bed contains clot.
Throat in good condition.

Aug 1/15 Discharged cured.

Form 7

Mrs. Anderson

6026
73448

ROYAL VICTORIA HOSPITAL

Name James Hamilton Date July 29th 1915

July 1st Aug

Time	M	E	M	E	M	E	M	E	M	E	M	E	M	E	M	E	M	E	M	E	M	E	M	E	M	E	M	E	M	E
Date	29		30		31		1		2		3		4		5															

108° 107° 106° 105° 104° 103° 102° 101° 100° 99° 98° 97° 96°

42° 41° 40° 39° 38° 37° 36° 35°

Operation 1st Dressing

Pulse	84		78		92		80																							
Resp.	20		20		20		22																							
Stool	1				1																									
Urine																														
Day of Dis.																														

ROYAL VICTORIA HOSPITAL

Name_____ Date_____

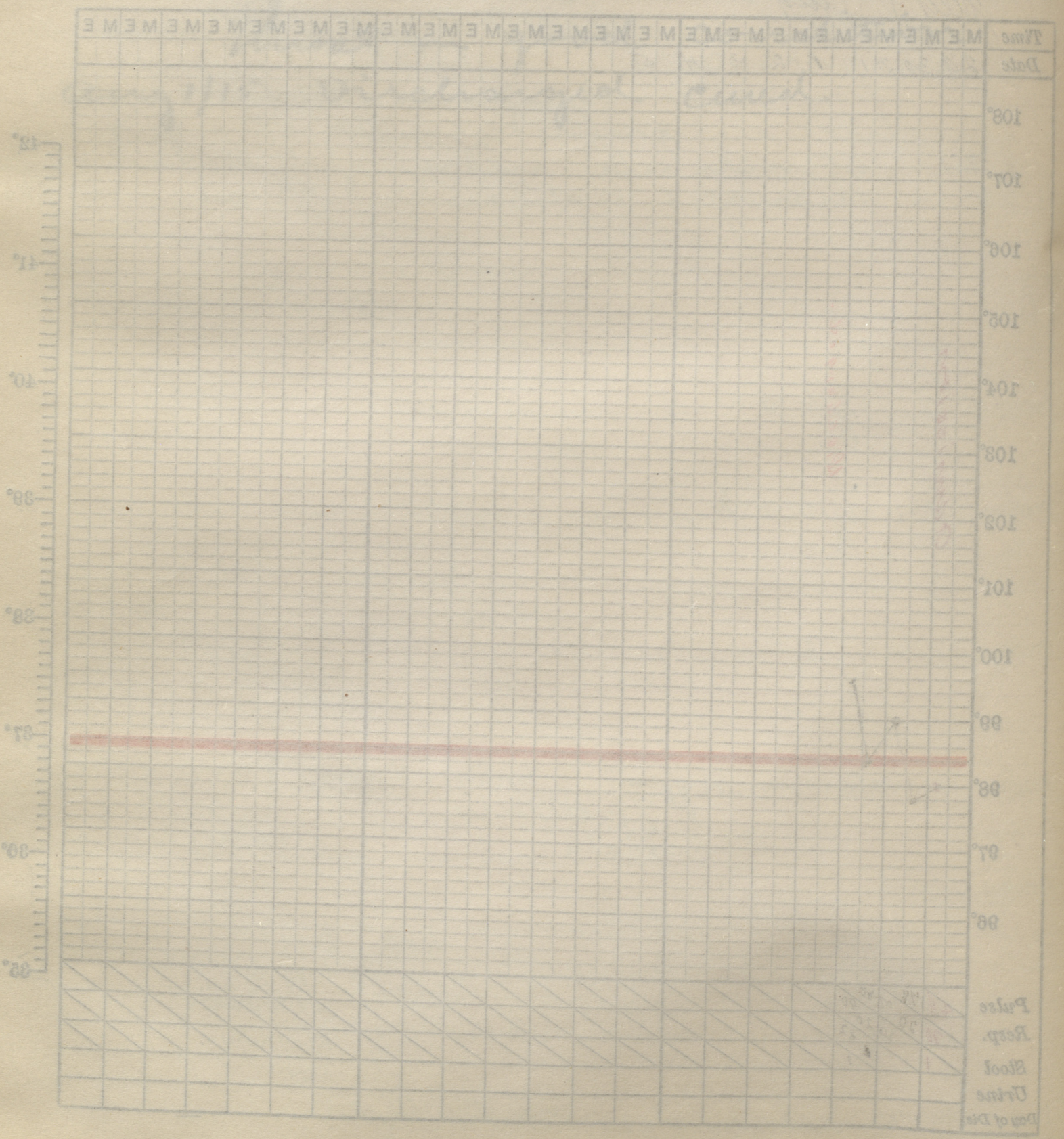

Form 80. 10m-5-14

ROYAL VICTORIA HOSPITAL

DOCTOR'S ORDERS

Name James Hamilton Date of Admission July 29th 1915

DATE	DIET	MEDICINE	SPECIAL TREATMENTS
July 29/15			Admission
	Cold liquids		Ice collar to throat
31st:	July 31-15		
1st:			Discharged.

Form 80. 10m-6-14

ROYAL VICTORIA HOSPITAL

DOCTOR'S ORDERS

Name [illegible] Date of Admission [illegible] 191 [illegible]

Date.	Diet	Medicine	Special Treatments
	Cold fluids	Ice collar to throat	

Physical Examination :

Heart Lungs & abdomen normal

Exam shows chronic hypertrophy of both tonsils and probable results of old acute attacks of tonsillitis
Adenoid tissue also present in nasopharynx.

2M-Form 164-12-14.

DEPARTMENT Oto Laryn **Royal Victoria Hospital**

Case No. 6027 Hospital No. Date of Admission, July 30 1915

Name (in full) Wilson Lena

Address 92 Prince Arthur East

Occupation Tailor Age 26 Single, ~~Married,~~ ~~Widowed~~

Birthplace Russia Religion Heb

In service Dr. Jamieson Recommended by Readmission

Complains of the following: Dizziness - Headache

History of Development of Present Condition: See Case Report 6013
Patient suffers chr. constipation - says bowels have not moved since previous discharge.

Family History: ✓

Previous Health: ✓

Previous Admissions: 6013 which see

Diagnosis for Indexing: Chr. otitis med Operation or Treatment:
Chr mastoiditis left
Detailed Diagnosis: perforation left tympanum

Result Cured ✓
Improved
Not Improved
Not Treated
Died

Date of Discharge: Aug. 10, 1915. Clinical Clerk. g.c.a.

Treatment & Diary:

9a cap for headache
phenacetin gr V caff gr ii

Saline purge.

aug 2- patient has no complaints - tongue O.K.

" 5 Constipation rather obstinate
patient complains of pain + heaviness after
each meal -

aug 8- put on light diet - fluids increased
Cascara arom g. p.m. ʒ +

aug 10/15 Discharged -
pil aBSTC no xii - instructed as to diet + Ha

Form 7.

Dr. Anderson
Discharged

ROYAL VICTORIA HOSPITAL

Name Lena Wilson Date July 30th 1915

Time	M	E	M	E	M	E	M	E	M	E	M	E	M	E	M	E	M	E	M	E	M	E	M	E	M	E	M	E	M	E
Date	30		31		1		2		3		4		5		6		7		8		9		10		11		12		13		14	
Pulse	90		76		80		80		82		80		80		80		80		80		80		78		80		80		80		80	
Resp.	20		20		20		20		20		20		20		20		20		20		20		20		20		20		20		20	
Stool			0		1		1		0		0		1		0		1		0		0		0		0		0		0		0	
Urine																																
Day of Dis.																																

108° 107° 106° 105° 104° 103° 102° 101° 100° 99° 98° 97° 96°

42° 41° 40° 39° 38° 37° 36° 35°

Admitted

Discharged

ROYAL VICTORIA HOSPITAL

Time	M	E	M	E	M	E	M	E	M	E	M	E	M	E	M	E	M	E	M	E	M	E	M	E	M	E	M	E	M	E	M	E	M	E
Date																																		

104°	
103°	
102°	
101°	
100°	
99°	
98°	
97°	
96°	
Pulse	
Resp.	
Blood	
Urine	
Day of Dis.	

Physical Examination :

See Report 6013

Aug 6/15 abdomen carefully gone over - quite normal except few tags of hemorrhoids about Rectum
Rectal exam negative -

Nervous syst negative

6M-Form 164-2-15.

DEPARTMENT Oto Laryn **Royal Victoria Hospital**

Case No. 6028 Hospital No. Date of Admission, July 31 1915

Name (in full) Dinning, miss. mary anne Address Maple grove

Occupation at Home Age 51 Single, ~~Married~~, ~~Widowed~~

Birthplace can Religion Episc.

In service Dr. Jamieson Recommended by O.D.

Complains of the following ① Ringing in Ears ② Headaches ③ Recurring attacks of Tonsilitis

History of Development of Present Condition: Sixteen yrs ago patient had an attack of Quinsy - 2 yrs later another attack - 2 yrs later a 3rd attack and throat was lanced. Since then she has suffered recurring colds in head and sore throats, and began to suffer tinnitus last spring patient had la grippe and since then the ringing in ears + headaches grown worse. Headaches in top of head - a dull heavy ache since last spring - worse at night and have been pretty constant the last 2 wks. appetite poor - Bowels slightly constipated has lost some wt (10 lbs in year) sleeps fairly well - No urinary symptoms no breathlessness - no oedema -

Family History: F - D - a 62 apoplexy
neg M - D a 78 cause?
3S - 2B a + w 1 Bd typhoid 1 d cause?

Previous Health: measles mumps chickenpox + Childhood
neg Recurring attacks of Tonsillitis
menstrual Hist neg - Climacteric 4 yrs ago (neg)
Born + always resided in Canada

Previous Admissions: none

Diagnosis for Indexing: Ch. Rhino Pharyngitis Adenoids

Operation or Treatment: Adenoidectomy Cauterization Inf. Turb.

Detailed Diagnosis:

Result Cured
Improved
Not Improved
Not Treated
Died

Date of Discharge: Aug 5, 1915 Clinical Clerk. g.c.a.

Treatment & Diary:

aug. 2/15 Adenoid removed Dr. Jamieson
under local anaesthetic.
Complains of Headache

aug 4/15 Both Inferior Turbinates Cauterized

Pat put on mist ferri malt. co 1 tr of mix 10 m

aug 5/15

Form 7.

Dr. Anderson.

6028.
73476

ROYAL VICTORIA HOSPITAL

Name Mary Ann Dinning Date July 31st. 1912.

July. Aug.

Time	M	E	M	E	M	E	M	E	M	E	M	E	M	E	M	E	M	E	M	E	M	E	M	E	M	E	M	E	M	E
Date	31	1	2	3	4	5	6	7	8	9	10	11	12	13	14	15	16	17	18	19	20									
Pulse	92	72	68	72	80	84	76	80																						
Resp.	24	20	20	16	20	20	20	20																						
Stool		1	1	0	0	0	1																							
Urine					3 T.																									
Day of Dis.																														

108° 107° 106° 105° 104° 103° 102° 101° 100° 99° 98° 97° 96°

42° 41° 40° 39° 38° 37° 36° 35°

Operated

Ward 21

ROYAL VICTORIA HOSPITAL

Time	M	E	M	E	M	E	M	E	M	E	M	E	M	E	M	E	M	E	M	E	M	E	M	E	M	E	M	E	M	E	M	E
Date	21																															

109°	
107°	
106°	
105°	
104°	
103°	
102°	
101°	
100°	
99°	
98°	
97°	
96°	
Pulse	
Resp.	
Blood	
Urine	
Dr. of Dis	

Form 80. 10m-5-14

ROYAL VICTORIA HOSPITAL

DOCTOR'S ORDERS

Name Mary Ann Dinning. Date of Admission July 31st 191 1

DATE	DIET	MEDICINE	SPECIAL TREATMENTS
July 31st			Admitted.
aug. 1st.	House diet.		
		Phenac. gr V. caff. gr II P.R.N.	
2nd.			Operation.
4th.		Tr. Nuc. Vom ℥ II Mist. Ferri et Mall. ℥ VI ℥ II T.i.d. p.c.	
5th.			Discharged.

ROYAL VICTORIA HOSPITAL

DOCTOR'S ORDERS

Name _____ Date of Admission _____ 191

DATE	DIET	MEDICINE	SPECIAL TREATMENTS

Physical Examination :

Patient large stature, of stated age, able to walks about - in no pain.
Eyes react to L T a
Tongue clean - moist
Teeth - full set

Glandular Syptem: No lymphatic enlargement
Thyroid normal
Tonsils show old inflammatory signs
Breasts normal

CardioVas Sypt - Pulse Reg, vol good, ten fair, art Wall very slightly palp.
praecordium - normal

Lungs - No Subjective symptoms
Thx? There is a small tumor located over clavicle in mid clavicular line on rt side. 5 ½ c.m. x 3 c.m. in size. Has been there about 10 yrs and has not increased in size for several years. No pain, is freely moveable over underlying tissue + not bound to overlying skin. No fluctuation probably a lipoma.
otherwise normal

abd: normal

G. U. Sypt - Menopause 4 yrs ago - no spacial symptoms
urine amber cloudy
Reac ac
Sp gr 1033
alb 0
Sugar 0
many xtals of Ca ox.
Some pus cells - few Epith cells

Nervous Sypt - mentality clear
Cranial Nerves O.K. Except for Ringing in ears
Reflexs - all present - no pathol Reflexs

motor
sensory } normal

Local Condition.

Ear drums both appear quite normal light reflex present in both drums. There is no infection, no perforation, no bulgings, perhaps a slight degree of retraction.

Inflating bag with Eustachian catheter and politzer bag shows eustachian tubes clear. Siegle speculum exam shows normal movement.

Cause of Tinnitus?

6M-Form 164-2-15.

DEPARTMENT Oto Laryn **Royal Victoria Hospital**

Case No. 6029 Hospital No. Date of Admission, July 30 1915

Name (in full) Mc Michael Clark

Address 435 Lansdown ave

Occupation School Age 10 Single, ~~Married, Widowed~~

Birthplace Can Religion Presbty

In service Dr. Jamieson Recommended by Dr Jamieson

Complains of the following: Constant cough - Recurring sore throat - mouth breather

History of Development of Present Condition: For 6-7 years patient has recurring attacks of sore throat - as often as once each month he has suffered attacks of tonsillitis. Some enlarged glands were removed from neck several years ago. Patient suffered an attack of renal disease last winter - Has always been prone to various ailments and never been strong.

Family History: M - S-a26 - Tbc
F. a+w

Previous Health: pneumonia - a-7
measles - childhood
Scarletfever - a-4

Previous Admissions: Tonsillotomy 3 yrs ago

Diagnosis for Indexing: Chr. Tonsillitis Adenoids

Operation or Treatment: Tonsillectomy Adenoidectomy

Detailed Diagnosis:

Result Cured ✓
Improved
Not Improved
Not Treated
Died

Date of Discharge: Aug. 1, 1915 Clinical Clerk. Q.C.A.

Treatment & Diary:

July 30/15 Sluder Tonsillectomy - Adenoidectomy
Dr Jamieson - Ether Dr Nagle

" 31/15 Throat in excellent condition
very little inflammatory reaction

Aug 1/15 Discharged - cured.
Mgt for mbsr

Form 7.

Mr. Anderson.

6029
73464.

ROYAL VICTORIA HOSPITAL

Name Clarke McMichael Date July 30th 1915

Time	M	E	M	E	M	E	M	E	M	E	M	E	M	E	M	E	M	E	M	E	M	E	M	E	M	E	M	E	M	E	M	E
Date	30	31	1		2		3		4		5		6		7		8		9		10		11		12		13		14		15		16		17		18		19	

108° 107° 106° 105° 104° 103° 102° 101° 100° 99° 98° 97° 96°

42° 41° 40° 39° 38° 37° 36° 35°

Admitted

Pulse	80	84	84	86																												
Resp.	20	24	20	20																												
Stool			0	0																												
Urine																																
Day of Dis.																																

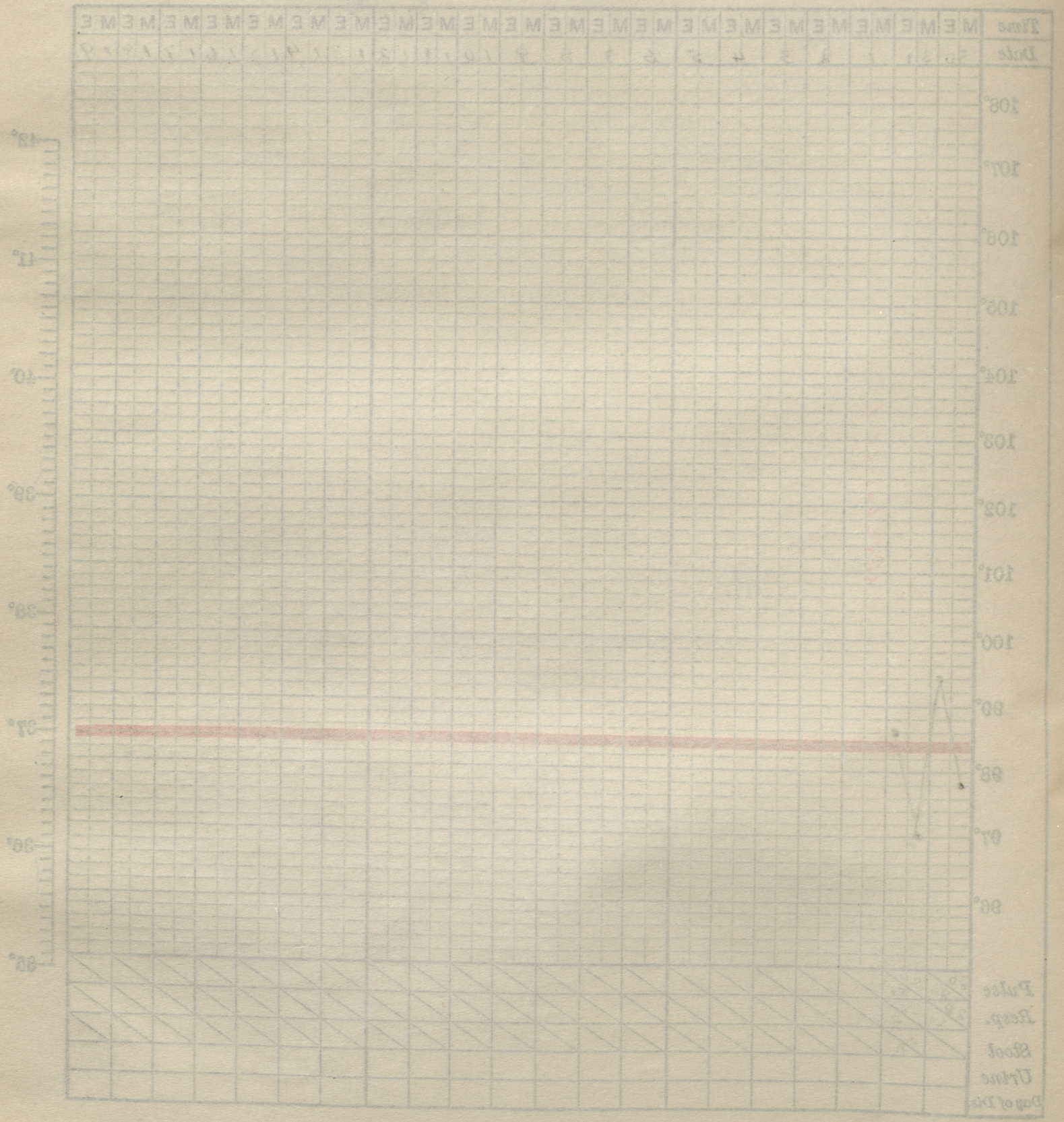
42°
41°
40°
39°
38°
37°
36°
35°
108°
107°
106°
105°
104°
103°
102°
101°
100°
99°
98°
97°
96°

Form 80. 10m-5-14

ROYAL VICTORIA HOSPITAL

DOCTOR'S ORDERS

Name Clark Mc Michael Date of Admission July 30th 1915

DATE	DIET	MEDICINE	SPECIAL TREATMENTS
July 30th			Admission
	Cold Liquids		Ice Collar To Throat
		Mag ℥ for nose	
31st	Softs		
"			Discharged.

Form 80. 10m-5-14

ROYAL VICTORIA HOSPITAL

DOCTOR'S ORDERS

Name Clark Mitchell Date of Admission July 30th 1914

DATE	DIET	MEDICINE	SPECIAL TREATMENTS
July 30th			Od Mission
	Old Friends		Ice Collar To Throat
		Wet T for Throat	
	Gruel		
			Bed rest.

Physical Examination :

Heart Lungs & abdomen
neg.

naso pharynx has large adenoid growth
Rt Tonsil much enlarged and submerged

6M-Form 164-2-15.

DEPARTMENT Laryngol. **Royal Victoria Hospital**

Case No. 6030 *Hospital No.* 73465 *Date of Admission,* July 30-15

Name (in full)

Address

Occupation *Age* *Single, Married, Widowed*

Birthplace *Religion*

In service Dr. *Recommended by*

Complains of the following :

History of Development of Present Condition :

Companion.

Family History :

Previous Health :

Previous Admissions :

Diagnosis for Indexing : *Operation or Treatment :*

Detailed Diagnosis :

Result *Cured*
Improved
Not Improved
Not Treated ✓
Died

Date of Discharge : Aug. 1, 15 *Clinical Clerk.*

Treatment & Diary:

Physical Examination :

6M-Form 164-2-15.

DEPARTMENT Oto Laryn **Royal Victoria Hospital**

Case No. 6031 Hospital No. Date of Admission, aug. 1, 1915

Name (in full) young Frank Address St Rose Que

Occupation Farmer Age 20 Single, ~~Married~~, ~~Widowed~~

Birthplace Can Religion Episcop.

In service Dr. Jamieson Recommended by O.D.

Complains of the following: Wound in upper lip.

History of Development of Present Condition: About noon patient was turning a colt loose when the animal reared and kicked, striking him in the face. The hoof tore a gash in his upper lip about 3 c.m. long, not extending thru the mucous membrane of the mouth however, just beneath the nose, beginning at the mid-line and extending to the right. The nose is apparently not fractured but there is considerable oedema, especially on the rt.

Family History: F. a - Suffers Cardiac Dis
M - a 40 - Stom trouble?

Previous Health: Childhood Diseases

Previous Admissions:

Diagnosis for Indexing: Lacerated Wound upper Lip Operation or Treatment: Anti tetanic

Detailed Diagnosis:

Result Cured ✓
Improved
Not Improved
Not Treated
Died

Date of Discharge: ~~aug~~ aug 3/15 Clinical Clerk. g.c.a.

Treatment & Diary:

Aug 1/15 Wound closed in O.D. & silk sutures having been cleansed & Tr Iodi. a collodion Dressing applied. 1Dr Rosenb

patient sent to ward - Collodion dressing removed and wound injected & anti tet serum - The remainder of 15 00 units hin injected subcutaneously into abdominal w

Ice comp to nose

Aug 3/15 Discharged advised to see physician at home or return to O.D.

Form 7.

D. Anderson.

ROYAL VICTORIA HOSPITAL

Name Frank Young Date Aug. 1st 1913.

Aug.

Time	M	E	M	E	M	E	M	E	M	E	M	E	M	E	M	E	M	E	M	E	M	E	M	E	M	E	M	E	M	E
Date	1		2		3		4		5		6		7		8		9		10		11		12		13		14		15	
Pulse	70		60		62		64																							
Resp.	24		20		20		18																							
Stool			0		1		0																							
Urine																														
Day of Dis.																														

Time	M	E	M	E	M	E	M	E	M	E	M	E	M	E	M	E	M	E	M	E	M	E	M	E	M	E	M	E	M	E
Date	16		17		18		19		20		21																			
Pulse																														
Resp.																														
Stool																														
Urine																														
Day of Dis.																														

108° 107° 106° 105° 104° 103° 102° 101° 100° 99° 98° 97° 96°

42° 41° 40° 39° 38° 37° 36° 35°

Admitted Typhoid Pneumonia

Discharged

ROYAL VICTORIA HOSPITAL

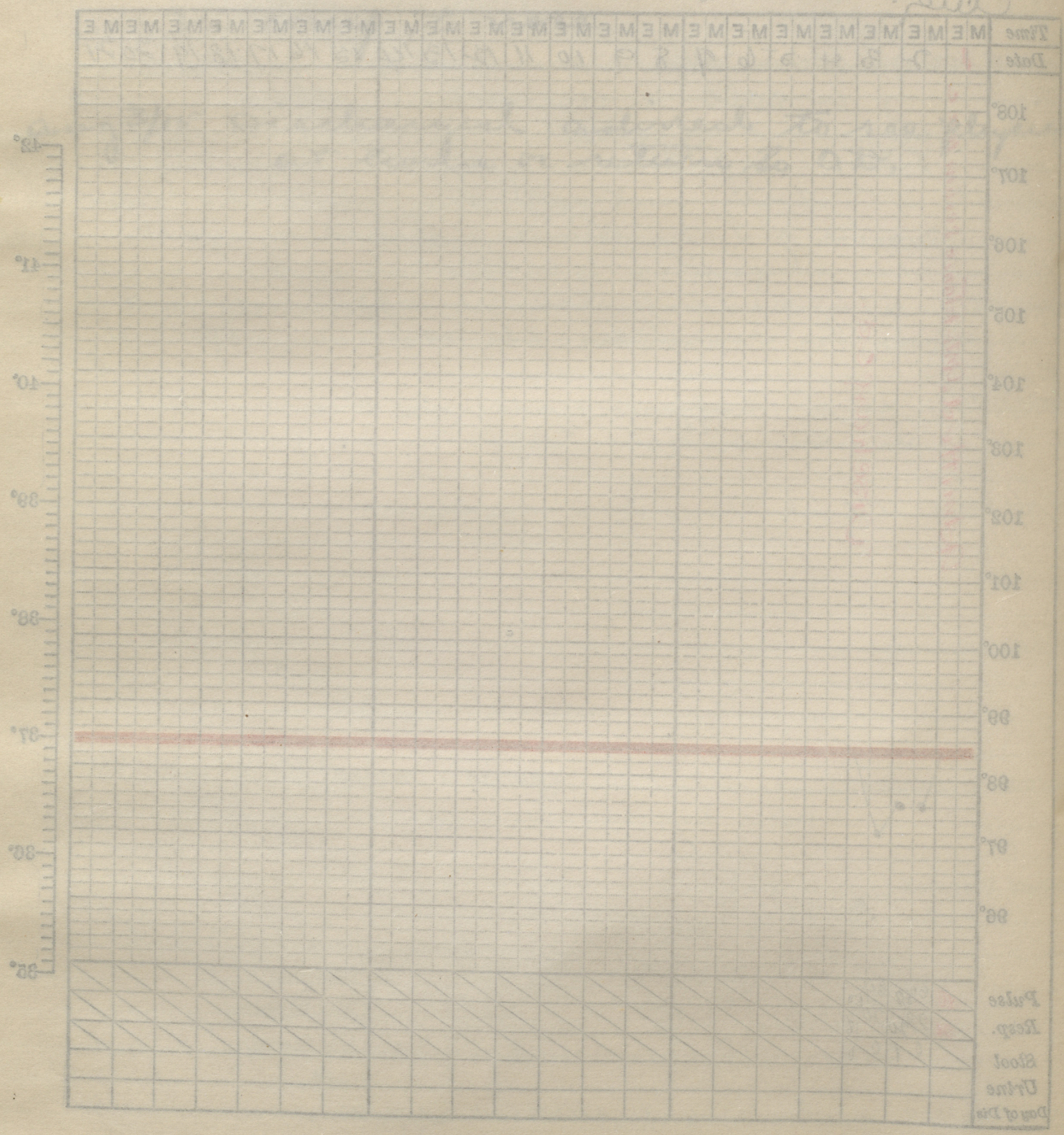

Physical Examination :

Heart - Lungs abdomen + nervous system apparently normal.

6M-Form 164-2-15.

DEPARTMENT Oto Laryn **Royal Victoria Hospital**

Case No. 6032 Hospital No. Date of Admission, Aug 1 1915

Name (in full) Quinn Bridget

Address Nurses Home R.V.H.

Occupation ~~Stenog~~ House work Age 50? Single, ~~Married, Widowed~~

Birthplace Religion R.C.

In service Dr. Jamieson Recommended by O.D.

Complains of the following: Epistaxis - Headache

History of Development of Present Condition:

Nose started to bleed about 3 a.m. Sunday morning aug 1 - Patient propped herself up in bed and remained quiet, and it ceased. She dressed and went to breakfast and hemorrhage started again. Dr Rosenbaum was called and packed the right nostril & Iodoform gauze. The hemorrhage continued and she is sent to ward with a second packing nose.

Family History: ✓

Previous Health: Scarlet fever in childhood

Previous Admissions:

Diagnosis for Indexing: Epistaxis Rt nostril

Operation or Treatment: Packed & Iodoform gauze

Detailed Diagnosis:

Result Cured ✓
Improved
Not Improved
Not Treated
Died

Date of Discharge: aug 4 1915 Clinical Clerk. q.c.a.

Treatment & Diary:

Aug 1/15 Bleeding stopped. patient in bed.

" 2/15 Pack removed - no bleeding.

Form 7.

Dr. Anderson.

ROYAL VICTORIA HOSPITAL

Name Bridget Quinn Date Aug 1st 1915

Aug.

Time	M	E	M	E	M	E	M	E	M	E	M	E	M	E	M	E	M	E	M	E	M	E	M	E	M	E	M	E	M	E	M	E
Date	1		2		3		4		5		6		7																			

108° 107° 106° 105° 104° 103° 102° 101° 100° 99° 98° 97° 96°

42° 41° 40° 39° 38° 37° 36° 35°

Admitted Aug 1st Discharged Aug 7th

Pulse	92		82		96		80		88																							
Resp.	20		20		22		20		20																							
Stool			0		1		0		1																							
Urine																																
Day of Dis.																																

Aug 1/15 Bleeding stopped. patient in bed.
2 pts from removed - no bleeding

ROYAL VICTORIA HOSPITAL

Name Bridget Quinn Date Aug 1st 1915

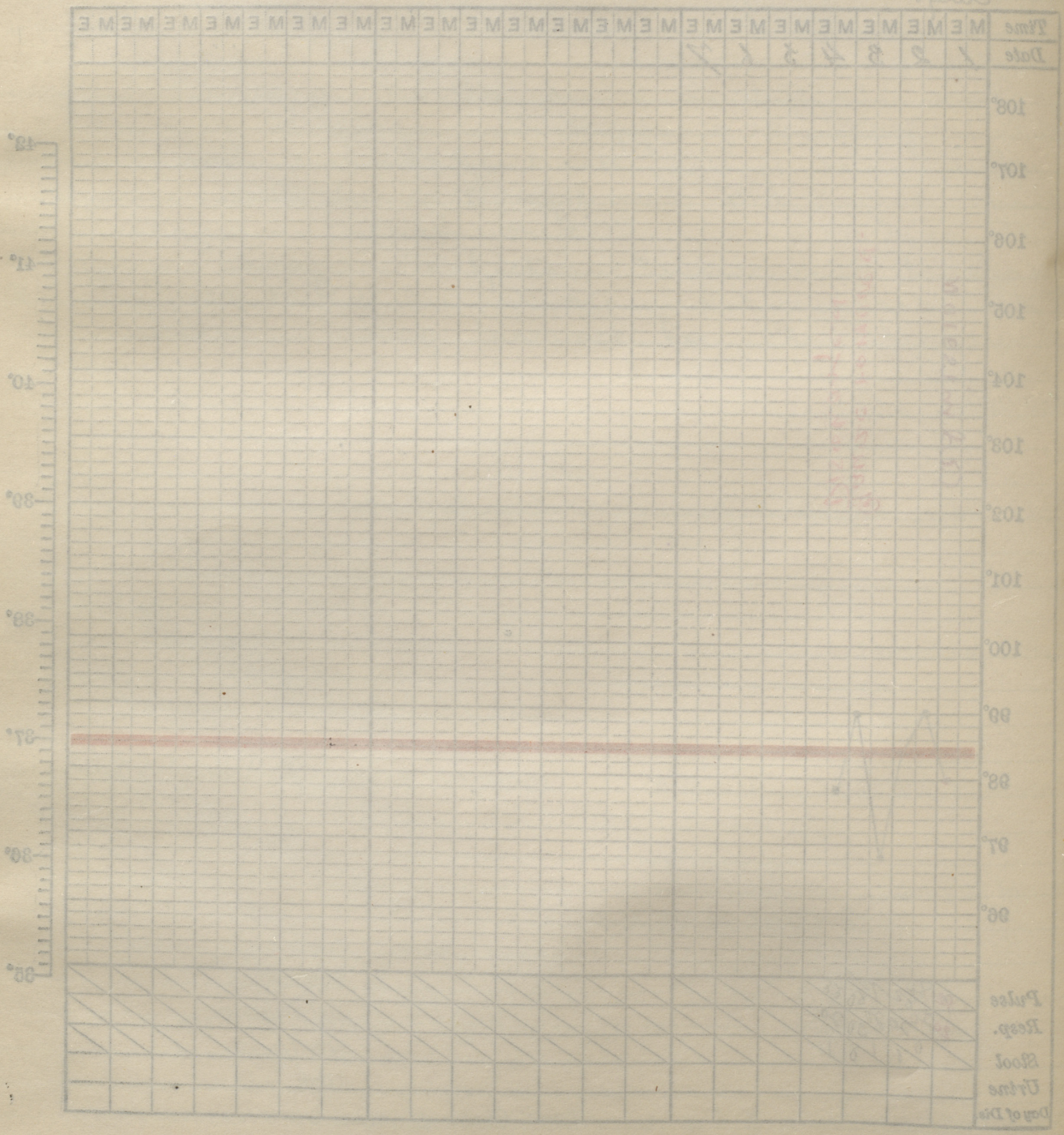

Physical Examination :

6M-Form 164-2-15.

DEPARTMENT Oto Laryn **Royal Victoria Hospital**

Case No. 6033 *Hospital No.* *Date of Admission,* aug 2 1915

Name (in full) Caron Yvonne

Address 234 Stalticona St

Occupation at Home *Age* 14 *Single,* ~~*Married*~~, ~~*Widowed*~~

Birthplace Can *Religion* R.C.

In service Dr. Jamieson *Recommended by* O.D.

Complains of the following : Tonsils & adenoids

History of Development of Present Condition :

Family History : ✓

Previous Health : ✓

Previous Admissions : ✓

Diagnosis for Indexing : Chr. Tonsillitis Adenoids *Operation or Treatment :* Tonsillectomy adenoidectomy

Detailed Diagnosis :

Result *Cured* ✓
Improved
Not Improved
Not Treated
Died

Date of Discharge : aug 7 1915 *Clinical Clerk.* g.c.a.

Treatment & Diary:

Aug 2/15 Tonsillectomy } Dr Jamieson &c
Adenoidectomy }

Form 7.

Physician Examination

Dr. Anderson.

ROYAL VICTORIA HOSPITAL

Name Yvonne Caron Date Aug. 2nd 1915

Aug.

Time	M	E	M	E	M	E	M	E	M	E	M	E	M	E	M	E	M	E	M	E	M	E	M	E	M	E	M	E	M	E
Date	2		3		4		5		6		7		8		9	10			11		12		13		14		15			

108° 107° 106° 105° 104° 103° 102° 101° 100° 99° 98° 97° 96°

42° 41° 40° 39° 38° 37° 36° 35°

Admitted to Ward 5 Aug. 2nd 1915

Pulse	84		100	88	96																									
Resp.	20		20	20	24																									
Stool			0	1	1																									
Urine																														
Day of Dis.			1		2		3		4		5		6																	

ROYAL VICTORIA HOSPITAL

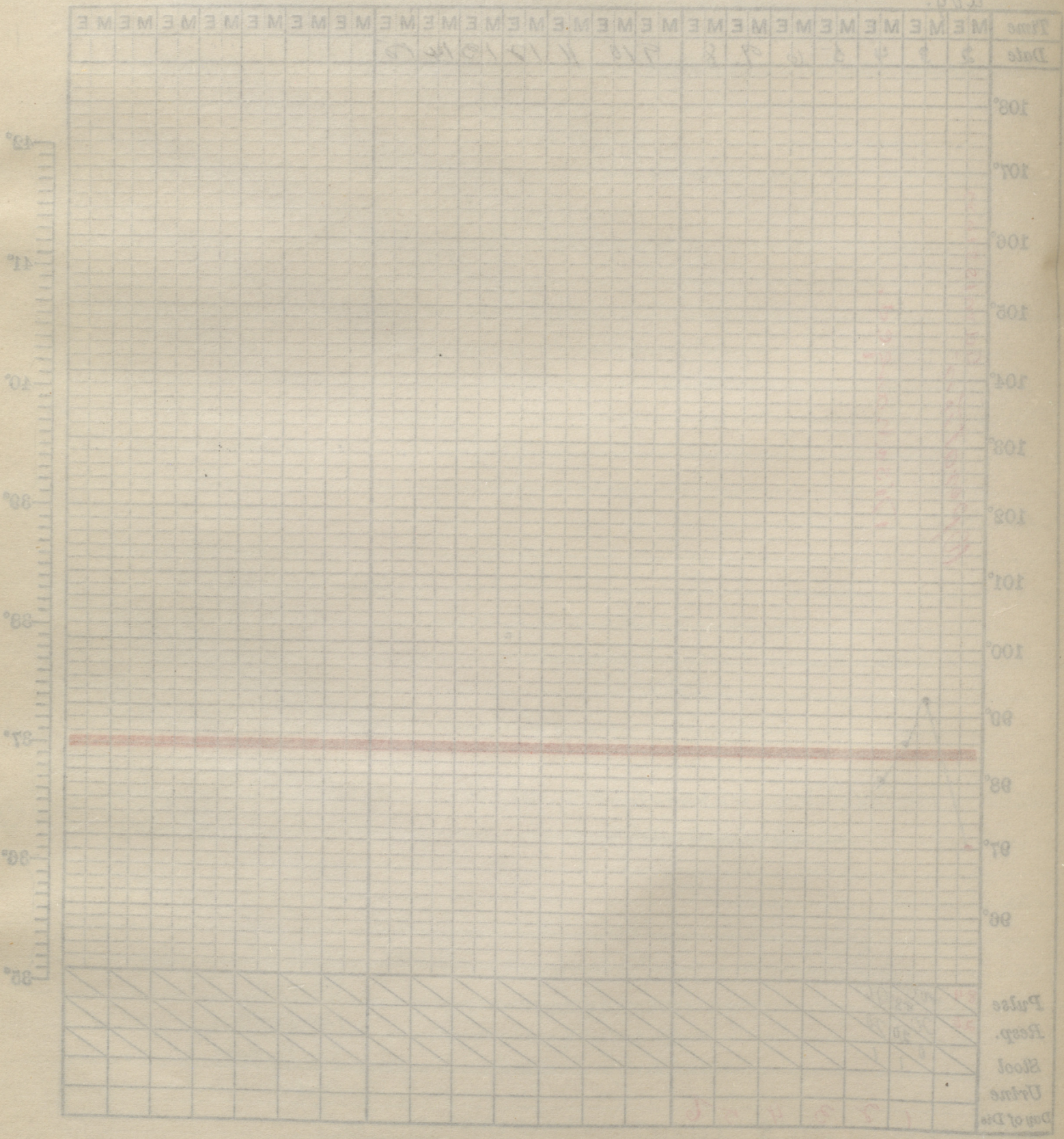
Time
Date
M E M E M E

Physical Examination :

Heart Lungs & abd neg

6M-Form 164-2-15.

DEPARTMENT ~~Otolaryn~~ **Royal Victoria Hospital**

Case No. 6034 *Hospital No.* *Date of Admission,* Aug 2 1915

Name (in full) Duncan Alexander

Address 12 St Vincent St

Occupation Schoolboy *Age* 11 *Single, ~~Married~~, ~~Widowed~~*

Birthplace Can. *Religion* presbty

In service Dr. Jamieson *Recommended by* O.D.

Complains of the following : Tonsils + adenoids

History of Development of Present Condition :

Family History : ✓

Previous Health : ✓

Previous Admissions : ✓

Diagnosis for Indexing : Hyper. Tonsils Adenoids *Operation or Treatment :* Tonsillectomy Adenoidectomy

Detailed Diagnosis :

Result *Cured* ✓
Improved
Not Improved
Not Treated
Died

Date of Discharge : Aug 4 1915 *Clinical Clerk.* G.C.A.

Treatment & Diary:

Aug 2/15 Tonsillectomy Shuster } Dr Jamieson
Adenoidectomy

Ether + chlor.

Form 7.

Dr. Anderson

ROYAL VICTORIA HOSPITAL

Name Alexander Duncan Date Aug. 2nd 1915

Aug.

Time	M	E	M	E	M	E	M	E	M	E	M	E	M	E	M	E	M	E	M	E	M	E	M	E	M	E	M	E	M	E
Date	2	3	4	5	6	7	8	9	10	11	12	13	14	15																

108° 107° 106° 105° 104° 103° 102° 101° 100° 99° 98° 97° 96°

42° 41° 40° 39° 38° 37° 36° 35°

Admitted. Admission

Operation

Pulse	70		104	94	72																									
Resp.	20		20	20	20																									
Stool			0	1	0																									
Urine																														
Day of Dis.			1	2	3	4	5	6																						

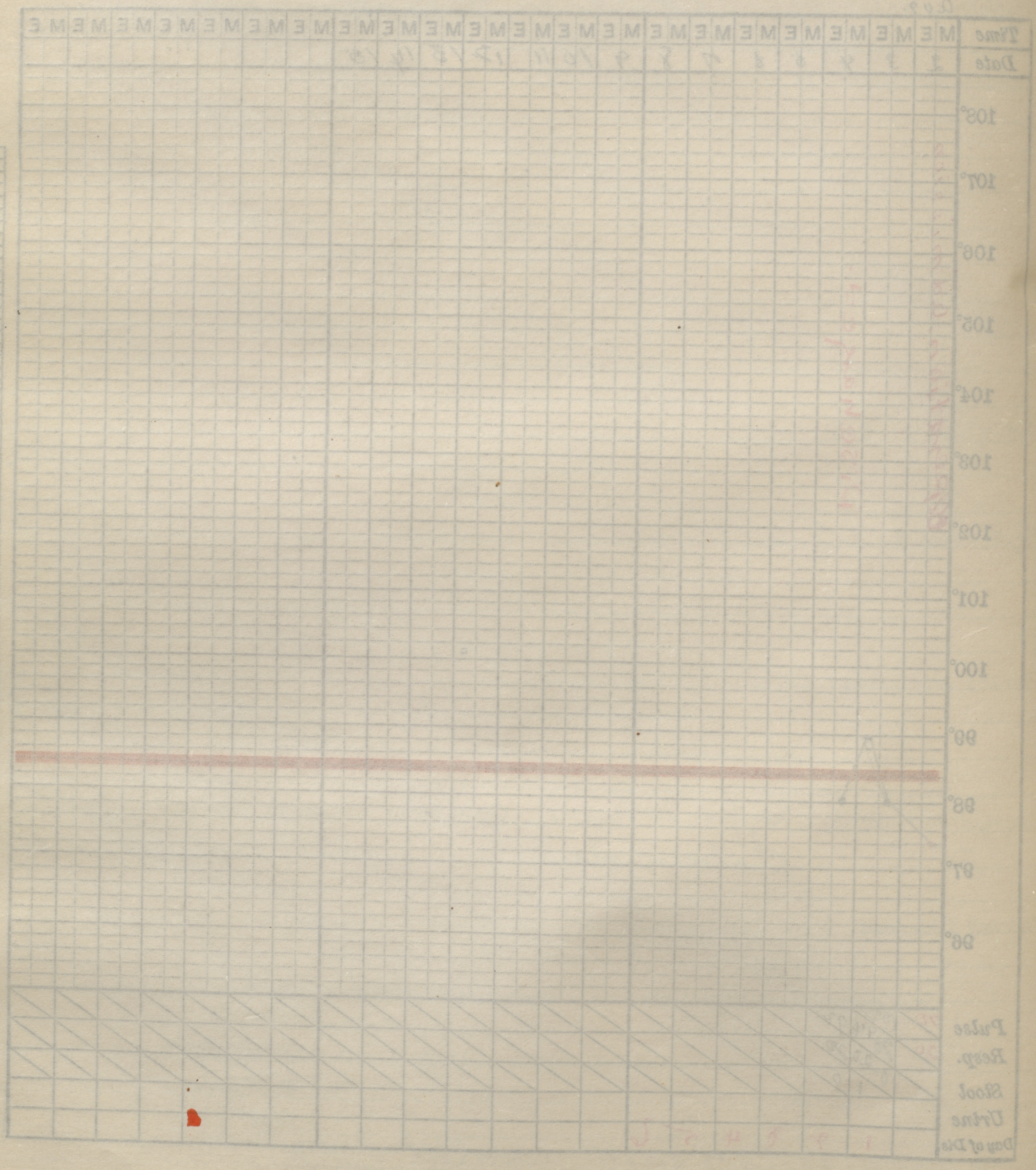
Time
Date
M E M E M E

Physical Examination :

Heart lungs + abd neg

6M-Form 164-2-15.

DEPARTMENT Oto Laryn **Royal Victoria Hospital**

Case No. 6035 *Hospital No.* *Date of Admission,* Aug 2 1915

Name (in full) Duncan John

Address 12 St Vianter St

Occupation School *Age* 7 *Single,* ~~*Married,*~~ ~~*Widowed*~~

Birthplace Can *Religion* Presby

In service Dr. Jamieson *Recommended by* O.D.

Complains of the following : Tonsils + adenoids

History of Development of Present Condition :

Family History : ✓

Previous Health : ✓

Previous Admissions : —

Diagnosis for Indexing : Chr. Hyper. Tonsillitis Adenoids *Operation or Treatment :* Tonsillectomy Adenoidectomy

Detailed Diagnosis :

Result *Cured* ✓
Improved
Not Improved
Not Treated
Died

Date of Discharge : Aug 4/15 *Clinical Clerk.* G.C.A.

Treatment & Diary:

Aug 2/15 Tonsillectomy
Adenoidectomy } Dr Jamieson

E & C

Form 7.

Physical Examination:
Heart lungs + abd reg

Dr. Anderson.

ROYAL VICTORIA HOSPITAL

Name John Duncan Date Aug 2nd

Aug.

Time	M E	M E	M E	M E	M E	M E	M E	M E	M E	M E	M E	M E	M E	M E	M E	M E	M E	M E	M E	M E	M E	M E	M E	M E
Date	2	3	4	5	6	7	8	9	10	11	12	13	14	15										

108° 107° 106° 105° 104° 103° 102° 101° 100° 99° 98° 97° 96°

42° 41° 40° 39° 38° 37° 36° 35°

1st admission
Operation
Discharged

Pulse	80		104	88	72																			
Resp.	20		20	16	24																			
Stool				0	0																			
Urine																								
Day of Dis.			1	2	3	4	5	6																

ROYAL VICTORIA HOSPITAL

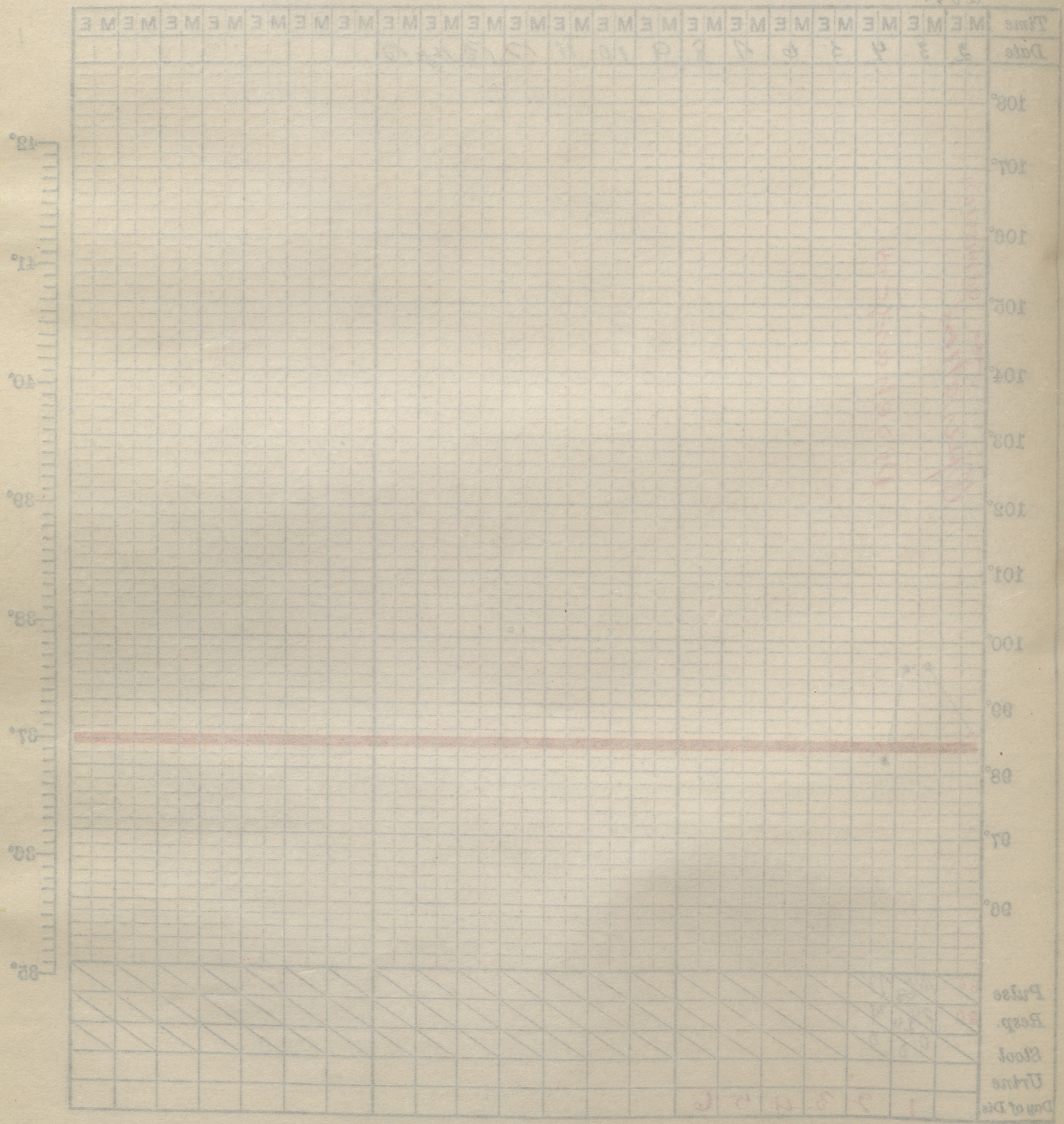

Physical Examination :

Heart lungs + abd neg-

6M-Form 164-2-15.

DEPARTMENT Oto Laryn **Royal Victoria Hospital**

Case No. 6036 *Hospital No.* *Date of Admission,* Aug 2 1915

Name (in full) Duncan Wm

Address 12 St Vincent St

Occupation School boy *Age* 8 *Single, ~~Married~~, ~~Widowed~~*

Birthplace Can. *Religion* presbty

In service Dr. Jamieson *Recommended by* O.D.

Complains of the following : Tonsils + adenoids

History of Development of Present Condition :

Family History : V

Previous Health : V

Previous Admissions : V

Diagnosis for Indexing : Hyper Tonsillitis Adenoids *Operation or Treatment :* Adenoidectomy Tonsillectomy

Detailed Diagnosis :

Result *Cured* ✓
Improved
Not Improved
Not Treated
Died

Date of Discharge : Aug 4 1915 *Clinical Clerk.* g.c.a.

Treatment & Diary:

Aug 2/15 Tonsillectomy Shuler } Dr Jamieson &
adenoidectomy

Form 7.

Dr. Anderson.

ROYAL VICTORIA HOSPITAL

Name William Duncan Date Aug. 2nd 1915

Aug.

Time	M	E	M	E	M	E	M	E	M	E	M	E	M	E	M	E	M	E	M	E	M	E	M	E	M	E	M	E	M	E
Date	2		3		4		5		6		7		8		9		10		11		12		13		14		15			

108° 107° 106° 105° 104° 103° 102° 101° 100° 99° 98° 97° 96°

42° 41° 40° 39° 38° 37° 36° 35°

Operation Aug 4th

Discharged

Pulse	76		T8 B+		60																									
Resp.	20		20		20																									
Stool			0		0																									
Urine																														
Day of Dis.			1		2		3		4		5		6																	

ROYAL VICTORIA HOSPITAL

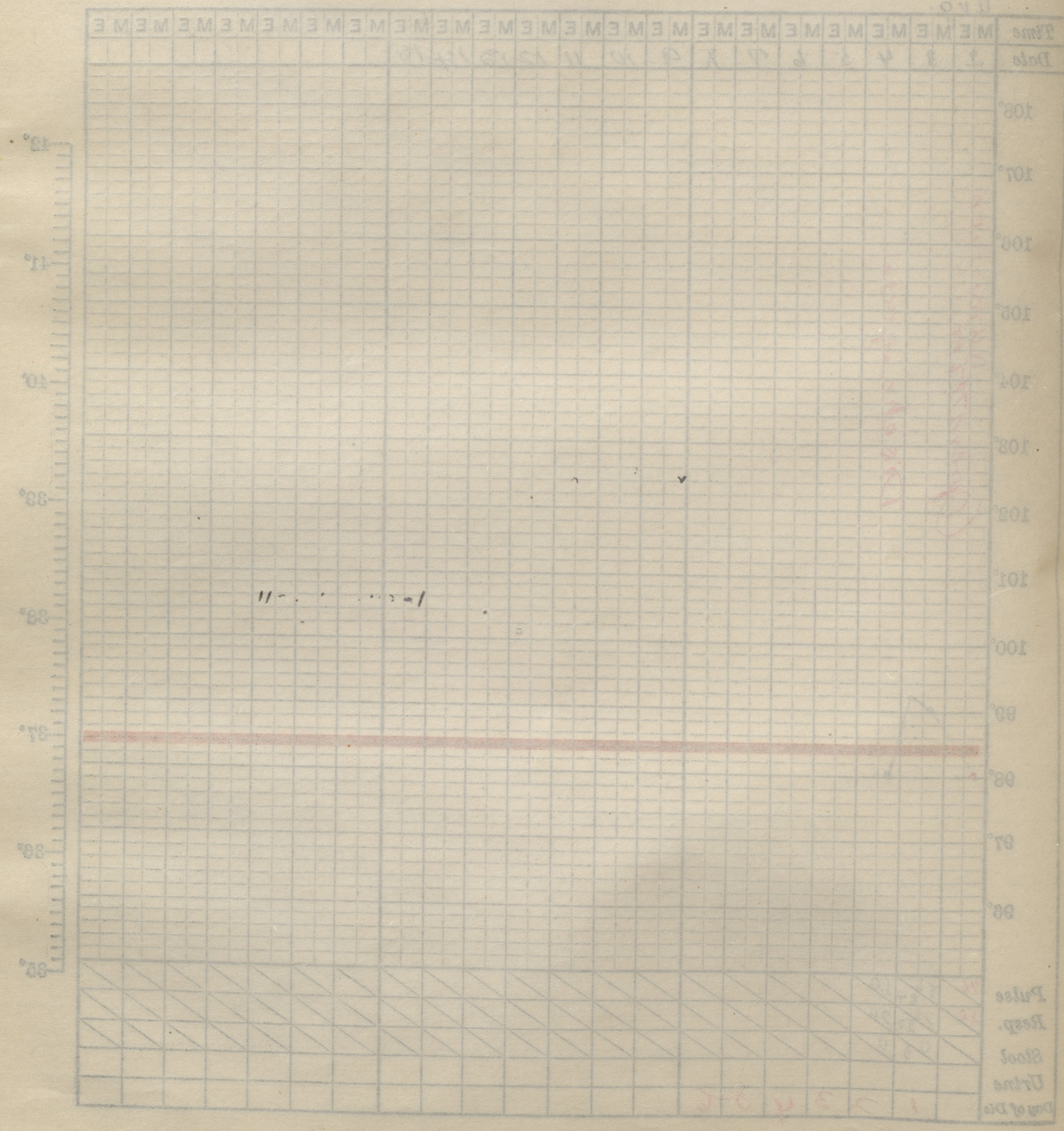

Physical Examination :

Heart Lungs + abdomen normal

6M-Form 164-2-15.

DEPARTMENT Oto Laryn **Royal Victoria Hospital**

Case No. 6037 *Hospital No.* *Date of Admission,* Aug 2 1913

Name (in full) Schnager Toba

Address 1295 St Dominique St

Occupation School *Age* 10 *Single,* ~~*Married*~~, ~~*Widowed*~~

Birthplace Can *Religion* Heb

In service Dr. Jamieson *Recommended by* O.D.

Complains of the following : Tonsils + Adenoids

History of Development of Present Condition :

Family History : ✓

Previous Health : ✓

Previous Admissions : ✓

Diagnosis for Indexing : Chr. Hyper. Tonsillitis Adenoids *Operation or Treatment :* Tonsillectomy Adenoids ✓

Detailed Diagnosis :

Result *Cured* ✓
Improved
Not Improved
Not Treated
Died

Date of Discharge : Aug 4 1913 *Clinical Clerk.* g.c.a.

Treatment & Diary:

Aug 2/15 Tonsillectomy & Adenoidectomy } Dr Jarvis

Ether & Chloroform

Form 7.

Heart lungs + abd normal

Dr. Anderson,

ROYAL VICTORIA HOSPITAL

Name Toba Schrager. Date Aug. 2nd 1915.

Aug.

Time	M	E	M	E	M	E	M	E	M	E	M	E	M	E	M	E	M	E	M	E	M	E	M	E	M	E	M	E	M	E	M	E
Date	2		3		4		5		6		7		8		9		10		11		12		13		14		15.							

108° 107° 106° 105° 104° 103° 102° 101° 100° 99° 98° 97° 96°

42° 41° 40° 39° 38° 37° 36° 35°

Admitted Aug 3rd

Discharged Aug 8th

Pulse	80		88		80																											
Resp.	20		20		20																											
Stool			0		0																											
Urine																																
Day of Dis			1		2		3		4		5		6																			

ROYAL VICTORIA HOSPITAL

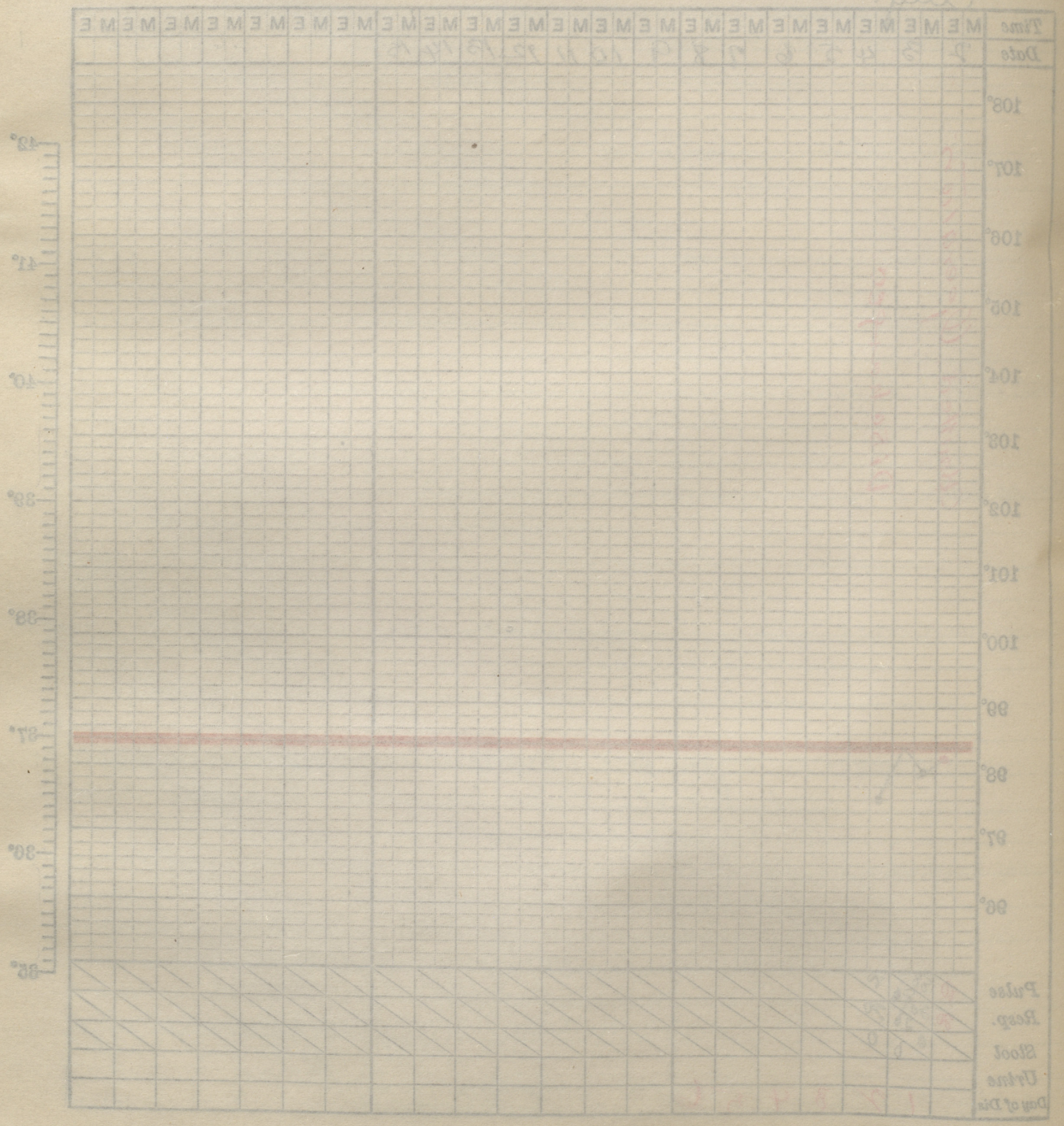
M E M E M E

Physical Examination :

Heart lungs + abd normal

6M-Form 164-2-15.

DEPARTMENT Oto Laryn **Royal Victoria Hospital**

Case No. 6038 *Hospital No.* *Date of Admission,* Aug 2 1915

Name (in full) Godin Jane

Address 679 Rewood St

Occupation School *Age* 11 *Single,* ~~*Married, Widowed*~~

Birthplace Can *Religion* R.C.

In service Dr. Jamieson *Recommended by* O.D.

Complains of the following : Tonsils + adenoids

History of Development of Present Condition :

Family History : ✓

Previous Health : ✓

Previous Admissions : ✓

Diagnosis for Indexing : Chr. Tonsillitis Adenoids *Operation or Treatment :* Tonsillectomy Adenoidectomy

Detailed Diagnosis :

Result *Cured* ✓
Improved
Not Improved
Not Treated
Died

Date of Discharge : aug 4/15 *Clinical Clerk.* g.c.a.

Treatment & Diary:

aug 2/15 Sluder Tonsillectomy } Dr Jamieson
adenoids
E + C

Form 7.

Heart Lungs Abd. neg

Dr. Anderson.

ROYAL VICTORIA HOSPITAL

Name Jane Godin Date Aug. 2nd 1915.

Aug.

Time	M	E	M	E	M	E	M	E	M	E	M	E	M	E	M	E	M	E	M	E	M	E	M	E	M	E	M	E	M	E
Date	2	3	4	5	6	7	8	9	10	11	12	13	14	15																

108° 107° 106° 105° 104° 103° 102° 101° 100° 99° 98° 97° 96°

42° 41° 40° 39° 38° 37° 36° 35°

Operation Appendicitis Acute

Pulse	94	100	94	80																										
Resp.	24	20	20	20																										
Stool		0	0	1																										
Urine																														
Day of Dis.		1	2	3	4	5	6																							

ROYAL VICTORIA HOSPITAL.

Name _____ Date _____

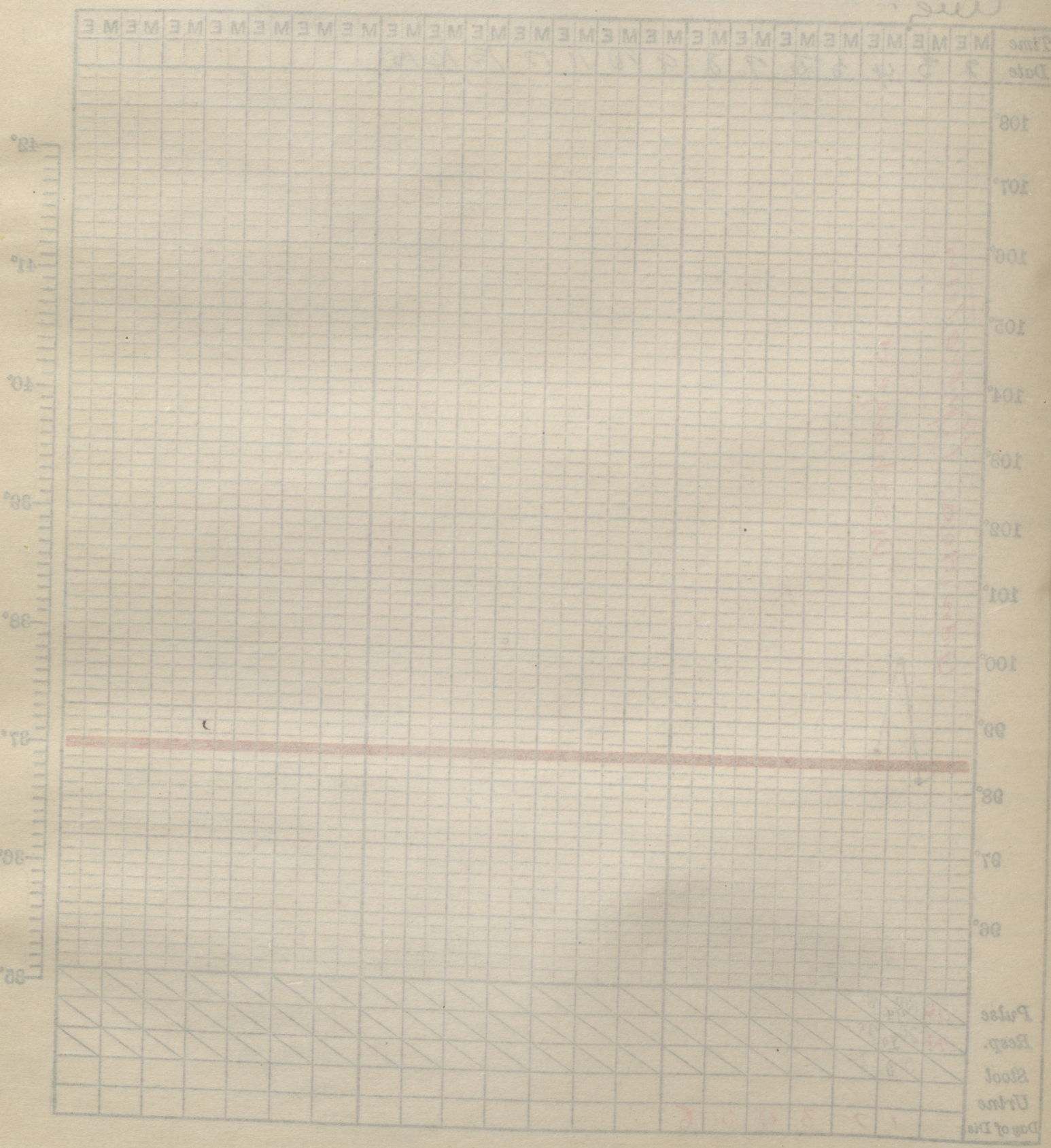

Physical Examination :

Heart Lungs + abd neg

6M-Form 164-2-15.

DEPARTMENT Oto Laryn **Royal Victoria Hospital**

Case No. 6039 Hospital No. Date of Admission, Aug. 4 1915.

Name (in full) Morrison Christina

Address 119 St Matthew.

Occupation Service Age 26 Single, ~~Married, Widowed~~

Birthplace Can Religion Presbty

In service Dr. Jamieson. Recommended by O.D.

Complains of the following: Frequent Sore Throats. Recurring colds nasal obstruction

History of Development of Present Condition:

For past ten years patient has complained of above symptoms. She has attended out door for past year when she was advised to have tonsils + aden removed and septum corrected.

Family History: F.D. carcinoma stom: a 55
M.D. a 44 cause?
1 B-D tbc a 19
2 B + 2 S alive

Previous Health: Diphtheria Childhood

Previous Admissions: L

Diagnosis for Indexing: Chr. Tonsillitis Adenoids Dev. Septum

Operation or Treatment: Tonsillectomy adenoidectomy

Detailed Diagnosis:

Result Cured ✓
Improved
Not Improved
Not Treated
Died

Date of Discharge: Aug 6 1915 Clinical Clerk. G.C.a.

Treatment & Diary:

aug 4/15 Tonsillectomy
Adenoidectomy } Dr Jamieson E&C

Very little hemorrhage

aug 5/15 Throat sore but in good condition

aug 6/15 Discharged - To return later for operation on septum

Form 7.

Hospital Examination

Heart lungs + abd normal

Dr. Anderson.

ROYAL VICTORIA HOSPITAL

Name Christina Morrison Date Aug. 4th 1915.

Aug.

Time	M	E	M	E	M	E	M	E	M	E	M	E	M	E	M	E	M	E	M	E	M	E	M	E	M	E	M	E	M	E	M	E
Date	4		5		6		7		8		9		10		11		12		13		14		15		16		17						

108° 107° 106° 105° 104° 103° 102° 101° 100° 99° 98° 97° 96°

Admitted Typ. Appendicitis

Discharged

42° 41° 40° 39° 38° 37° 36° 35°

Pulse	84		72		64																											
Resp.	20		20		20																											
Stool			0		1																											
Urine																																
Day of Dis.			1		2		3		4		5		6																			

Treatment & Diary:

aug 4/15 Tonsillectomy
Adenoidectomy } Dr Jamieson

Very little hemorrhage

aug 5/15 Satisfactory

aug 6/15 Discharged - To return later for

ROYAL VICTORIA HOSPITAL

Name Chris Lita Harrison Date Aug. 4 1915

Time	M	E	M	E	M	E	M	E	M	E	M	E	M	E	M	E	M	E	M	E	M	E	M	E	M	E	M	E	M	E	M	E	M	E
Date	4		5		6		7		8		9		10		11		12		13		14		15		16		17		18		19		20	

108°
107°
106°
105°
104°
103°
102°
101°
100°
99°
98°
97°
96°

42°
41°
40°
39°
38°
37°
36°
35°

Pulse
Resp.
Stool
Urine
Day of Dis

Physical Examination :

Heart Lungs + abd normal

6M-Form 164-2-15.

DEPARTMENT Oto Laryn **Royal Victoria Hospital**

Case No. 6040 Hospital No. Date of Admission, Aug 4/915

Name (in full) Bourque Mrs maria

Address 602-4th ave Rosemount

Occupation at Home Age 22 ~~Single, Married~~, ~~Widowed~~ Married

Birthplace Ireland Religion R.C.

In service Dr. Jamieson Recommended by Q.D.

Complains of the following: growths in left nostril

History of Development of Present Condition: Patient noticed a growth much larger than the present - it started about 2 months ago, rapidly grew until it extended out of nostril to lower lip, being attached in the nose. About 3 wks it "dried up and blackened" and dropped off. Then this present tumor started and has been in every way similar tho not as large. It is not painful but bleeds easily. It is a reddish color, rather soft, smooth, attached at one point to septum and to part. Bleeds easily, and entirely fills the left nostril.

Family History: no hist of malignancy

Previous Health: good

Previous Admissions: ~~good~~ ✓

Diagnosis for Indexing: ✓ Angio Fibroma

Operation or Treatment: Removal by Snare

Detailed Diagnosis:

Result Cured ✓
Improved
Not Improved
Not Treated
Died

Date of Discharge: Aug 6/915 Clinical Clerk. g.c.a.

Treatment & Diary:

aug. 4, 19 15

Patient given Hypo Morph 1/6 gr im o.D.
Growth removed from ~~Rectum~~ rectal lining
by snare. It was found to be attached
along its base to the ant inferior part
of Septum. Angiofibroma?
Sent to pathol dept for diagnosis
Base cauterized & Chromic acid and
not packed - no bleeding.

aug 6/15 - Discharged -

Form 7.

Dr. Anderson.

ROYAL VICTORIA HOSPITAL

Name Mrs. Maria Bourgue. Date Aug. 3rd.

aug.

Time	M	E	M	E	M	E	M	E	M	E	M	E	M	E	M	E	M	E	M	E	M	E	M	E	M	E	M	E	M	E	M	E
Date	4		5		6		7		8		9		10																			

108° 107° 106° 105° 104° 103° 102° 101° 100° 99° 98° 97° 96°

Admitted Aug. 4th

Discharged Aug. 9th

42° 41° 40° 39° 38° 37° 36° 35°

Pulse	80		68		70		52		64																							
Resp.	20		20		20		20		20																							
Stool			0		0		0		0																							
Urine																																
Day of Dis.			1		2		3		4		5																					

ROYAL VICTORIA HOSPITAL

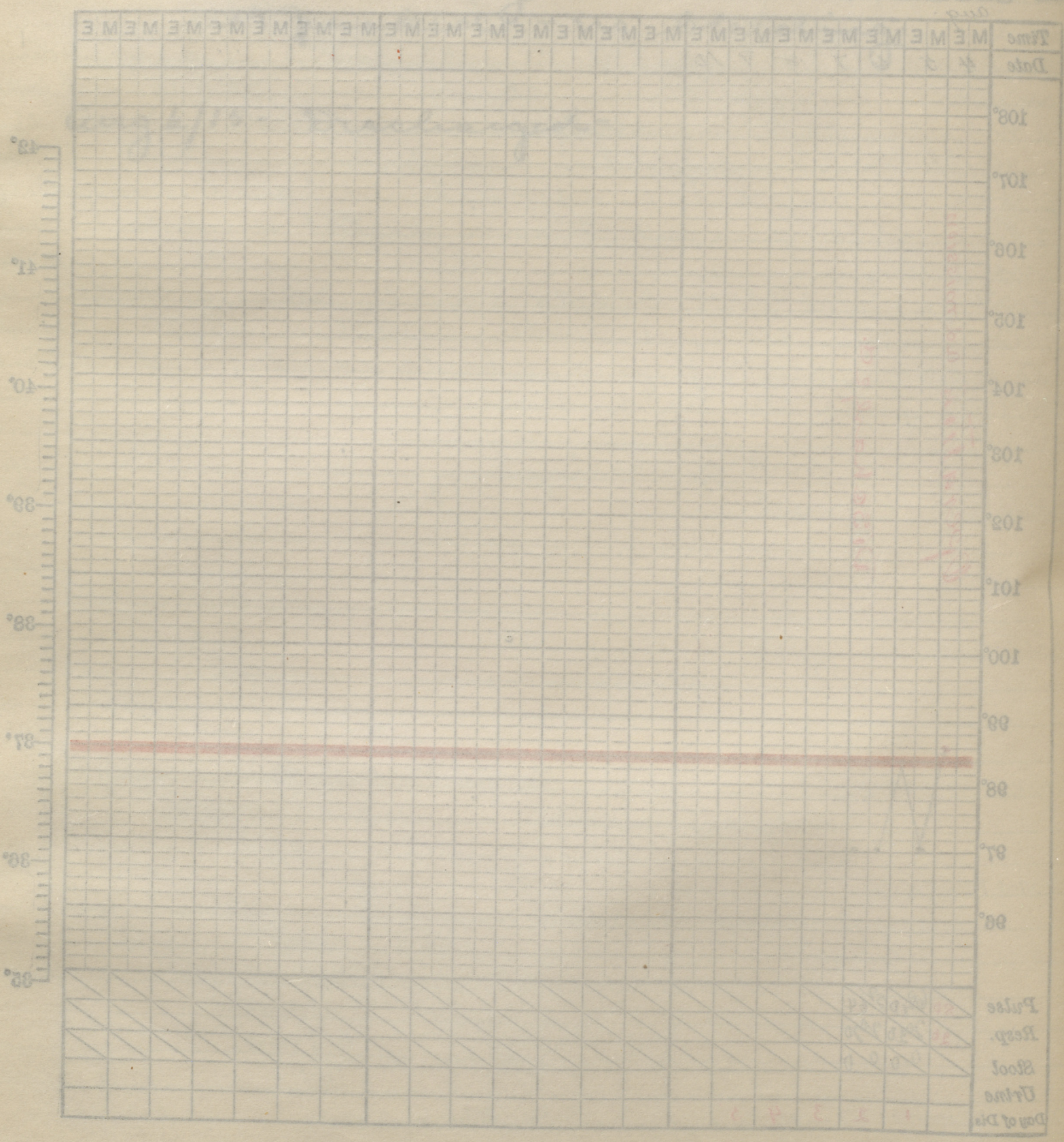

Physical Examination :

Heart Lungs + abd normal

6M-Form 164-2-15.

DEPARTMENT Oto Laryn **Royal Victoria Hospital**

Case No. 6041 *Hospital No.* *Date of Admission,* Aug 4 1914

Name (in full) Bonongue Baby

Address 662 - 4th ave Rosemount

Occupation ✓ *Age* ✓ *Single, ~~Married, Widowed~~*

Birthplace Can *Religion* ✓

In service Dr. Jamieson *Recommended by* O.D.

Complains of the following :

History of Development of Present Condition :

Companion

Family History :

Previous Health :

Previous Admissions :

Diagnosis for Indexing : *Operation or Treatment :*

Detailed Diagnosis :

Result *Cured*
Improved
Not Improved
Not Treated ✓
Died

Date of Discharge : Aug 6/15 *Clinical Clerk.* gca.

Treatment & Diary:

Physical Examination :

6M-Form 164-2-15.

DEPARTMENT Oto Laryn **Royal Victoria Hospital**

Case No. 6042 Hospital No. Date of Admission, Aug. 4, 1915.

Name (in full) Mac Donald Z apporah Address 21 Richmond Sq

Occupation at Home Age 27 ~~Single,~~ Married, ~~Widowed~~

Birthplace Eng. Religion prot

In service Dr. Garrison Recommended by O.D.

Complains of the following: Nasal obstruction

History of Development of Present Condition: Has always been troubled with recurring colds in head and difficulty in breathing thru nose. The condition has become much more troublesome during the last year. Advised in O.D. to have Septum removed.

Family History: T a TW
M - D - tbo - a 29

Previous Health: Diphtheria - a 25 -
Adenoids Rmvd last March in R.V.H.

Previous Admissions: Adenoidectomy

Diagnosis for Indexing: Def. Septum Operation or Treatment: Killian Submucous resection Septum

Detailed Diagnosis:

Result Cured ✓
Improved
Not Improved
Not Treated
Died

Date of Discharge: Aug 6 1915 Clinical Clerk. g.c.a.

Treatment & Diary:

aug 4/15 Killian Submucous resection of septum local anaesthetic - nose packed c/ iodoform gauze.

no bleeding.

aug 6/15 Discharged

Form 7.

Dr. Anderson.

ROYAL VICTORIA HOSPITAL

Name Mrs. Lipporah Macdonald Date Aug 4th 1916.

Time	M	E	M	E	M	E	M	E	M	E	M	E	M	E	M	E	M	E	M	E	M	E	M	E	M	E	M	E	M	E	M	E
Date	4		5		6		7		8		9		10		11		12		13		14		15		16		17						

108° 107° 106° 105° 104° 103° 102° 101° 100° 99° 98° 97° 96°

42° 41° 40° 39° 38° 37° 36° 35°

Admission

Operation Hernia

Discharged

Pulse	82		80	88	76	96																										
Resp.	20		20	20	20	20																										
Stool			0	1	0	1																										
Urine																																
Day of Dis.			1		2		3		4		5																					

ROYAL VICTORIA HOSPITAL

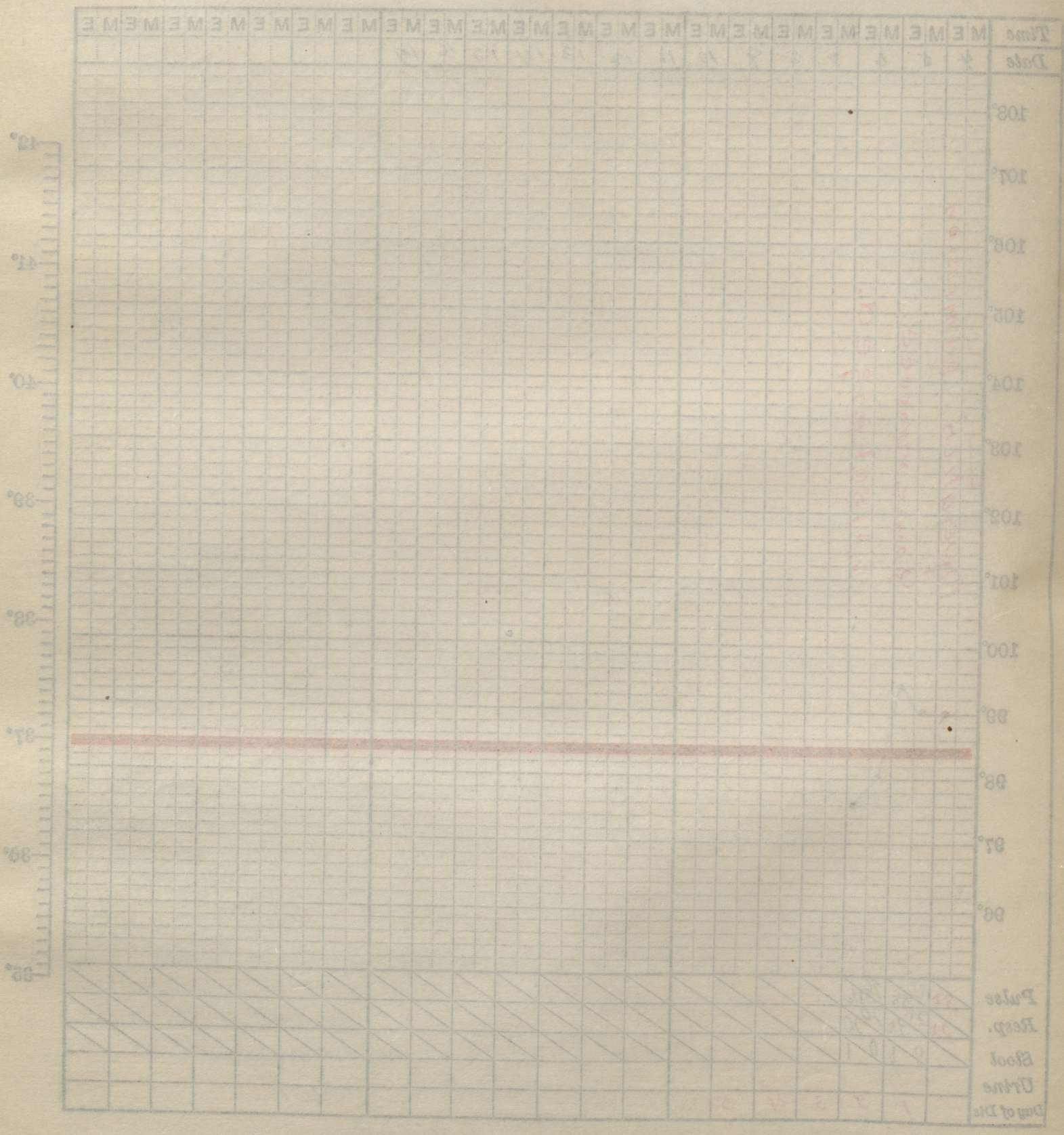

Physical Examination :

Heart normal
Lungs normal
abd normal

6M-Form 164-2-15.

DEPARTMENT Oto Laryn **Royal Victoria Hospital**

Case No. 6043 Hospital No. Date of Admission, Aug 4 1915

Name (in full) Blocks miss. Jennie

Address 102 Columbia ave west.

Occupation at Home Age 13 Single, ~~Married,~~ ~~Widowed~~

Birthplace Can Religion Heb

In service Dr. Ballon Recommended by Dr Ballon

Complains of the following: Recurring sore throats - frequent colds.

History of Development of Present Condition: For past three years patient has been troubled with recurring sore throats - would retire seeming well and awaken w/ an attacks of tonsillitis. These have become more frequent and she is advised to have tonsils removed.

Family History: F - D -
M a+w
Bro's a+w -

Previous Health: good

Previous Admissions: ✓

Diagnosis for Indexing: Chr. Hyper. Tonsillitis Adenoids

Operation or Treatment: Tonsillectomy Adenoidectomy

Detailed Diagnosis:

Result Cured ✓
Improved
Not Improved
Not Treated
Died

Date of Discharge: aug 5/15 Clinical Clerk. g.c.a.

Treatment & Diary:

aug 4/15 Sluder Tonsillectomy
adenoidectomy } Dr Ballon

Ether Dr Nagle
Very little hemorrhage.

aug 5/15 Throat in excellent condition
patient allowed up.

Dr. Anderson

Form 7.

6043
73537

ROYAL VICTORIA HOSPITAL

Name Miss Jennie Block Date Aug 4th.

Aug.

Time	M	E	M	E	M	E	M	E	M	E	M	E	M	E	M	E	M	E	M	E	M	E	M	E	M	E	M	E	M	E	M	E
Date	4		5		6		7		8		9		10		11		12		13		14		15									

108° 107° 106° 105° 104° 103° 102° 101° 100° 99° 98° 97° 96°

42° 41° 40° 39° 38° 37° 36° 35°

Anderson's Operation Aug 5th 1911

Pulse	120	116																														
Resp.	20	28																														
Stool																																
Urine																																
Day of Dis.																																

Form 7.

ROYAL VICTORIA HOSPITAL

Name _____ Date _____

Time	M	E	M	E	M	E	M	E	M	E	M	E	M	E	M	E	M	E	M	E	M	E	M	E	M	E	M	E	M	E	M	E	M	E	M	E
Date																																				

108°	
107°	
106°	
105°	
104°	
103°	
102°	
101°	
100°	
99°	
98°	
97°	
96°	
Pulse	
Resp.	
Blood	
Urine	
Day of Dis.	

42°
41°
40°
39°
38°
37°
36°
35°

Form 80. 10m-5-14

ROYAL VICTORIA HOSPITAL

DOCTOR'S ORDERS

Name Miss Jennie Block Date of Admission Aug 4th 191 5

DATE	DIET	MEDICINE	SPECIAL TREATMENTS
Aug 4th.			Admission
"			Operation.
"	Cold liquids.		Ice Collar to throat.
Aug 5th			Discharged.
"			

ROYAL VICTORIA HOSPITAL

DOCTOR'S ORDERS

Name _____ Date of Admission _____ 191 4

Date	Medicine	Special Treatments

Physical Examination :

Heart lungs + abd neg

6M-Form 164-2-15.

DEPARTMENT Oto Laryn **Royal Victoria Hospital**

Case No. le 044 Hospital No. Date of Admission, Aug. 6, 1915

Name (in full) Fitzpatrick Stephen

Address Auburnville N.B. Can.

Occupation Student Age 23 Single, ~~Married~~, ~~Widowed~~

Birthplace Can Religion R.C.

In service Dr. Jamieson. Recommended by Dr. Jamieson

Complains of the following: Pain in lft side of face - discharge from left nostil.

History of Development of Present Condition: 15th march 1915, patient injured left side of face while playing at hockey - Shortly after a marked swelling appeared over left cheek near side of nose. The lid became very painful a dull aching pain - His eye was affected to the extent of preventing study. The pain radiated to opposite side, to bridge of nose + back of head. The last of april there was a large amount of pus escaped from nose and symptoms abated. Since then there has been little pain but a constant discharge from (RPg 41)

Family History: F a + W
M a + W
BTS a + W

Previous Health: Scarlet fever - a 17
measles - a 20

Previous Admissions: none

Diagnosis for Indexing: Empyaema Chr. Antrum of Highmore (left) Operation or Treatment: Radical Antrum Operation

Detailed Diagnosis:

Result Cured ✓
Improved
Not Improved
Not Treated
Died

Date of Discharge: Aug. 18, 1915 Clinical Clerk. g.c.a.

Treatment & Diary:

Aug 6/15 Ether given by Dr Morris

Rad Antrum operation (Caldwell-Luc) by Dr Jamieson.

A pack of ribbon gauze placed in post nares and gauze back of molars to absorbe blood- An incision 4 c.m. in the usual gingivo labial marg left side was made- periostium reflected and antrum opened. Bleeding checked & peroxide sponges. The cavity curetted and much old granula tissue removed. The anterior angle well removed and opening made into left nostril - The ant fund of inferior turbinate removed - Wound pack lightly with strip of Iodoform - Three silks sutures closed the gingivo labial margin of periosteum & mucous membrane.

There was some discoloration and swelling of left cheek and eye - Cold compresses applied.

Aug 7 Some swelling and discoloration under eye - No hemorrhage - V dy little pain.

Aug 11/15 Discoloration gone - Swelling subsiding.

Aug 12/15 Sutures removed - Wound irrigated thro no Very little mucoid pus obtained

Aug 15/15 Irrigated - no discharge

Aug 18/15 Irrigated - Pat Discharged

Form 7.

Physical Examination:

Heart lungs abd

Dr. Anderson

ROYAL VICTORIA HOSPITAL

Name Stephen Fitzpatrick Date Aug. 6th 1915.

Aug

Time	M	E	M	E	M	E	M	E	M	E	M	E	M	E	M	E	M	E	M	E	M	E	M	E	M	E	M	E	M	E	M	E
Date	6		7		8		9		10		11		12		13		14		15		16		17		18		19						

108° 107° 106° 105° 104° 103° 102° 101° 100° 99° 98° 97° 96°

42° 41° 40° 39° 38° 37° 36° 35°

Operation

Grave condition

Seizures ceased

Nursed

Discharged

Pulse	68	80	82	72	64	64	68	64	72	68	88	77	77	72	60	68	77	80	84	68	72											
Resp.	18	20	20	20	20	16	20	20	24	24	20	20	20	20	20	20	20	20	20	24												
Stool		0	0	1	0	0	1	1	0	0	0	0	1	0	0	1	0	1	0													
Urine																																
Day of Dis.																																

ROYAL VICTORIA HOSPITAL

Name _____ Hosp. No. _____ Date _____

Time	M	E	M	E	M	E	M	E	M	E	M	E	M	E	M	E	M	E	M	E	M	E	M	E	M	E	M	E	M	E	M	E	M	E
Date																																		

105°	
104°	
103°	
102°	
101°	
100°	
99°	
98°	
97°	
96°	
	Pulse
	Resp.
	Stool
	Urine
	Drug & Dis.

42°
41°
40°
39°
38°
37°
36°
35°

Physical Examination :

Heart Lungs + abd normal

left nostril. He does not get any foul odor from his nose - Had treatment from various physicians from the start but got no relief.

6M-Form 164-2-15.

DEPARTMENT Oto Laryn **Royal Victoria Hospital**

Case No. 6045 *Hospital No.* *Date of Admission,* aug 8 1913

Name (in full) Smith Elspeth

Address Perth, ont.

Occupation child *Age* 9 *Single, ~~Married,~~ ~~Widowed~~*

Birthplace Can *Religion* presbty

In service Dr. Mucklestone *Recommended by* Dr Mucklestone

Complains of the following : Enlarged tonsils following Diphtheria

History of Development of Present Condition : admitted for operation

Family History : ✓

Previous Health : Diphtheria 18 mo ago

Previous Admissions : none

Diagnosis for Indexing : Chr. Hyper. Tonsillitis Adenoids *Operation or Treatment :* Tonsillectomy Sluder Adenoidectomy

Detailed Diagnosis :

Result *Cured* ✓
Improved
Not Improved
Not Treated
Died

Date of Discharge : Aug 14 1913 *Clinical Clerk.* g.c.a.

Treatment & Diary:

Aug 9/15 Tonsillectomy Sluder } Dr Muckleston
Adenoidectomy
Ether Dr Nagle

Patient had rather irritable heart
pulse rapid + irregular
some tendency to bleed -
Rt tonsil bed has larg. clot high up
Lft - clean.

Vomited some blood, old clots, at
11 p.m.

Aug 10/15 Patient in good condition - Throat
alright.

" 14/15 Discharged

Form 7.

Dr Anderson

6045
73580.

ROYAL VICTORIA HOSPITAL

L

Name Elspein Smith. Date Aug. 8th 1915

Aug

Time	M	E	M	E	M	E	M	E	M	E	M	E	M	E	M	E	M	E	M	E	M	E	M	E	M	E	M	E	M	E	M	E
Date	8		9		10		11		12		13		14		15		16		17		18		19		20		21		22		23		24		25		26		27		28	

108° 107° 106° 105° 104° 103° 102° 101° 100° 99° 98° 97° 96°

42° 41° 40° 39° 38° 37° 36° 35°

Admission Operation

Pulse	142	130	144	120	136	128	104	114	120	120	100	88																				
Resp.	24	20	24	28	24	24	24	22	20	24	18	28	32																			
Stool		1	0	1	0	0	1	0	0	1	0	3	2																			
Urine																																
Day of Dis.				1		2		3		4		5		6		7		8		9		10		11		12		13		14		15		16		17		18		19	

ROYAL VICTORIA HOSPITAL

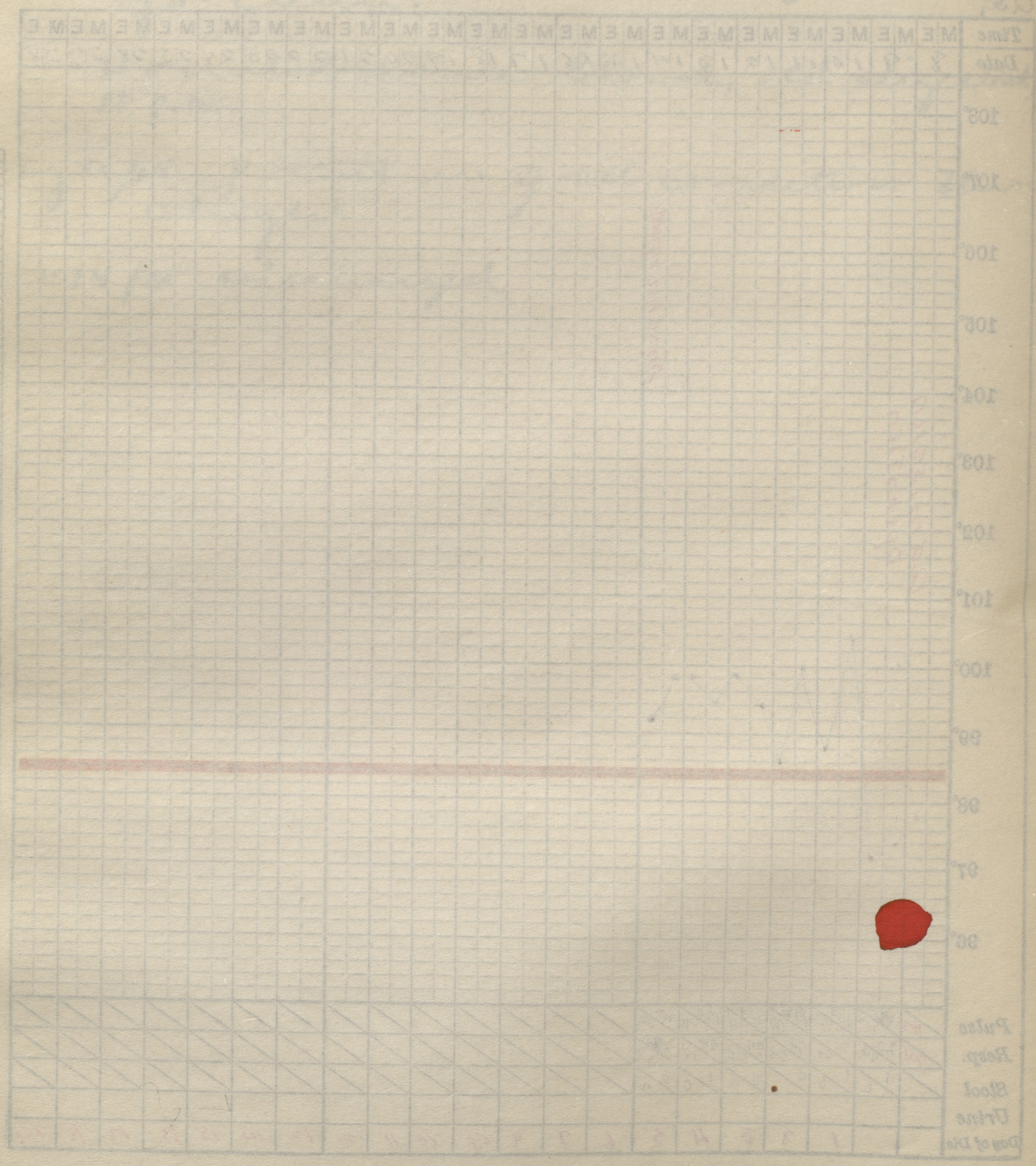

Form 80. 10m-5-14

ROYAL VICTORIA HOSPITAL

DOCTOR'S ORDERS

Name Elspeth Smith Date of Admission Aug 8th 1915

DATE	DIET	MEDICINE	SPECIAL TREATMENTS
8th			Admission
9th			Operation
14th			Discharged.

ROYAL VICTORIA HOSPITAL

DOCTOR'S ORDERS

Name _____ Date of Admission _____ 191 6

DIET	MEDICINE	SPECIAL TREATMENTS

Physical Examination :

Heart lungs + abd neg

2M-Form 164-12-14.

DEPARTMENT Ob Lay **Royal Victoria Hospital**

Case No. 6046 *Hospital No.* *Date of Admission,* aug 8. 1913

Name (in full) Smith Mrs Ethel

Address Perth out

Occupation at Home *Age* ~~*Single,*~~ *Married,* ~~*Widowed*~~

Birthplace *Religion*

In service Dr. Mackelcan *Recommended by*

Complains of the following :

History of Development of Present Condition :

Companion

Family History :

Previous Health :

Previous Admissions :

Diagnosis for Indexing : *Operation or Treatment :*

Detailed Diagnosis :

Result *Cured*
Improved
Not Improved
Not Treated
Died

Date of Discharge : aug 14, 1913 *Clinical Clerk.* g.c.a.

Treatment & Diary :

Physical Examination :

Physical Examination

6M-Form 164-2-15.

DEPARTMENT Oto Laryn **Royal Victoria Hospital**

Case No. 6047 Hospital No. Date of Admission, Aug 9 1913

Name (in full) Kennedy Stella

Address 937 Drolet St

Occupation Child Age 11 Single, ~~Married, Widowed~~

Birthplace Can Religion R.C.

In service Dr. Jamieson Recommended by O.D.

Complains of the following : Adenoids & Tonsils

History of Development of Present Condition : Admitted for Operation

Family History : —

Previous Health : —

Previous Admissions : —

Diagnosis for Indexing : Chr. Tonsillitis Adenoids

Operation or Treatment : Tonsillectomy Adenoidectomy

Detailed Diagnosis :

Result Cured ✓
Improved
Not Improved
Not Treated
Died

Date of Discharge : Aug 10/13 Clinical Clerk. g.c.a.

Treatment & Diary:

Aug 9/15 Tonsillectomy & Ader } Dr Jamieson
Adenoidectomy

E & C -

Aug 10/15 patient in good condition
Discharged

Form 7.

Physical Examination

Heart Lungs + Abd negt

Dr. Anderson.

ROYAL VICTORIA HOSPITAL

Name Stella Kennedy. Date Aug. 9th 1915.

Aug.

Time	M	E	M	E	M	E	M	E	M	E	M	E	M	E	M	E	M	E	M	E	M	E	M	E	M	E	M	E	M	E	M	E
Date	9		10		11		12		13		14		15																			

108° 107° 106° 105° 104° 103° 102° 101° 100° 99° 98° 97° 96°

42° 41° 40° 39° 38° 37° 36° 35°

Operation

Admission

Discharge

Pulse	74		88	84																												
Resp.	20		24																													
Stool			0																													
Urine																																
Day of Dis.			1		2		3		4		5		6																			

ROYAL VICTORIA HOSPITAL

Name _____ Date _____

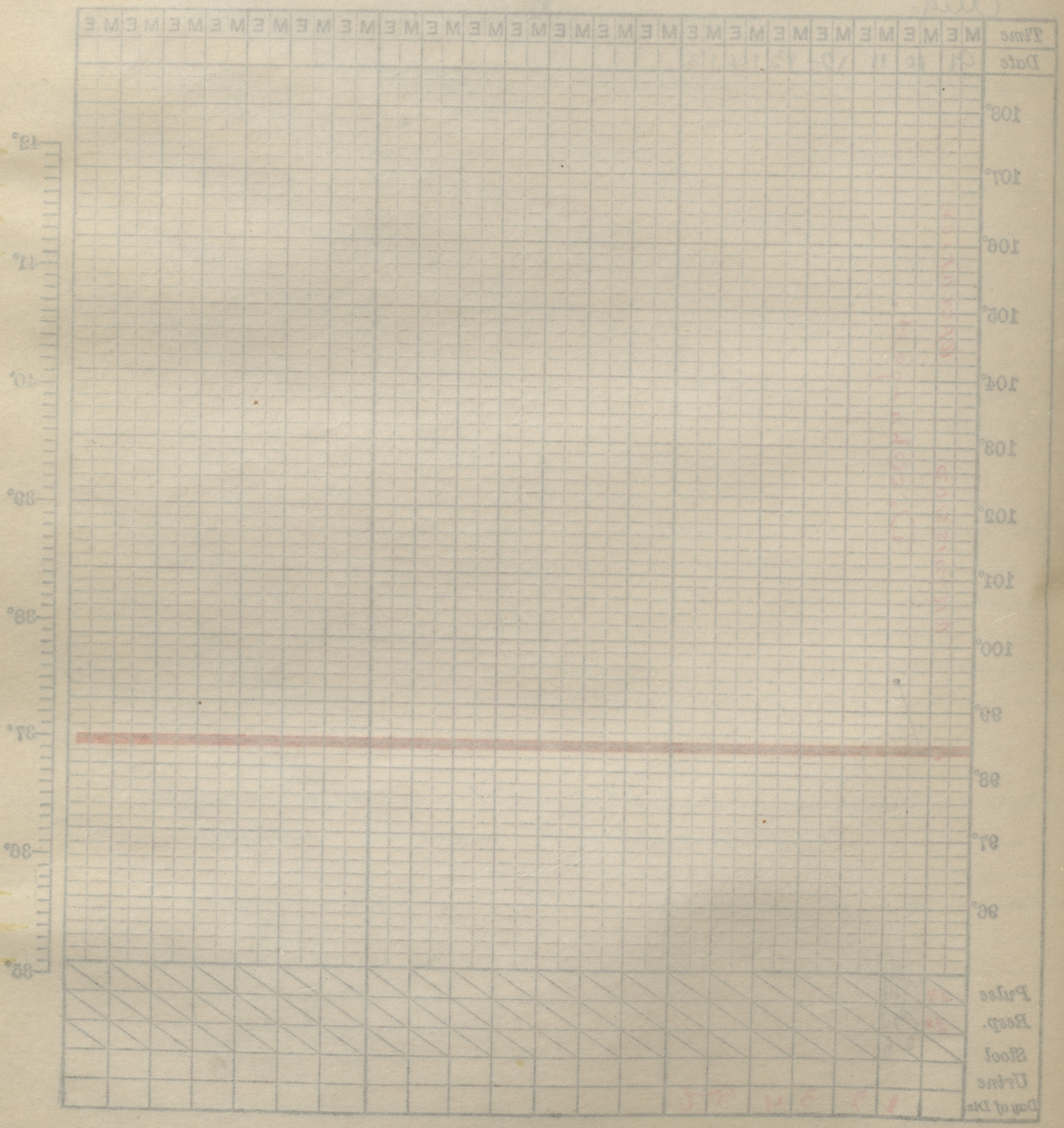

Physical Examination :

Heart Lungs + abd neg

6M-Form 164-2-15.

DEPARTMENT Oto Laryn **Royal Victoria Hospital**

Case No. 6048 Hospital No. Date of Admission, Aug 9 1915

Name (in full) Lazer Malca

Address 2271 Clarke St

Occupation Child Age 13 Single, ~~Married, Widowed~~

Birthplace Can Religion Heb

In service Dr. Jamieson Recommended by O.D.

Complains of the following : Adenoids & Tonsils

History of Development of Present Condition : admitted for operation

Family History : ✓

Previous Health : ✓

Previous Admissions : ✓

Diagnosis for Indexing : Chr. Tonsillitis Adenoids

Operation or Treatment : Tonsillectomy Adenoidectomy

Detailed Diagnosis :

Result Cured ✓
Improved
Not Improved
Not Treated
Died

Date of Discharge : Aug 10/15 Clinical Clerk. G.C.A.

Treatment & Diary:

Aug 9/15 Tonsillectomy & Sluder } Dr Jamieson
Adenoidectomy -
E + C

Aug 10/15 Throat red & very sore - There seems to be a tendency toward bleeding altho no actual Hemorrhage has taken place Condition good.

Form 7.

Dr. Anderson

ROYAL VICTORIA HOSPITAL

Name Malca Layer. Date Aug. 9 1915.

Aug.

Time	M	E	M	E	M	E	M	E	M	E	M	E	M	E	M	E	M	E	M	E	M	E	M	E	M	E	M	E	M	E	M	E
Date	9		10		11		12		13		14		15		16		17		18		19		20		21		22						

108° 107° 106° 105° 104° 103° 102° 101° 100° 99° 98° 97° 96°

42° 41° 40° 39° 38° 37° 36° 35°

Admitted Operation Dismissed

Pulse	76		86	88																												
Resp.	24		20	20																												
Stool			0	1																												
Urine																																
Day of Dis.			1		2		3		4		5		6																			

Form 1.

ROYAL VICTORIA HOSPITAL

Name _____ Date _____

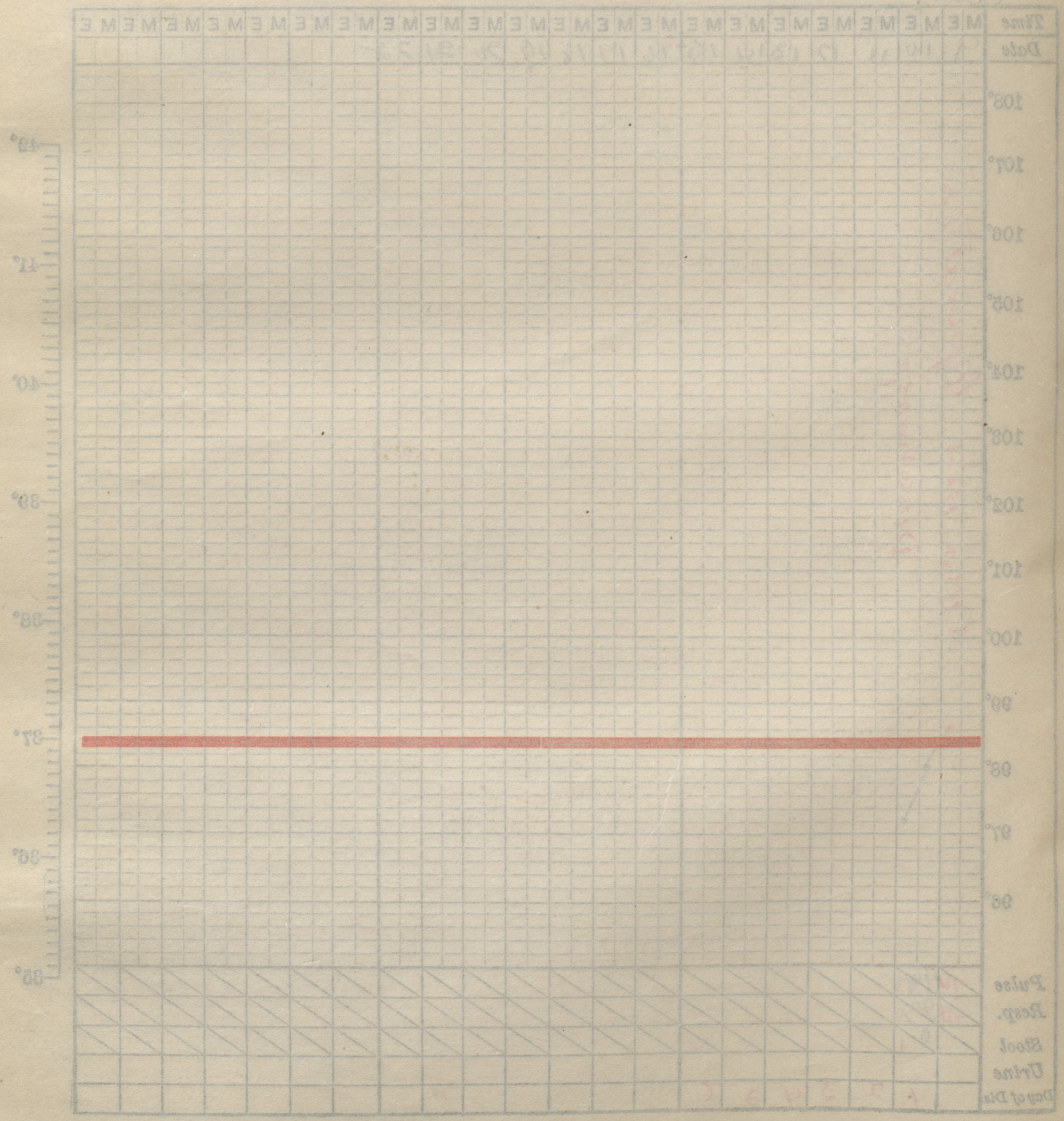

Physical Examination :

Acart Lungs + abd neg

6M-Form 164-2-15.

DEPARTMENT Oto Laryn **Royal Victoria Hospital**

Case No. 6049 *Hospital No.* *Date of Admission,* Aug. 9, 1915

Name (in full) Laxer Elsie

Address 2271 Clarke St

Occupation Child *Age* 10 *Single,* ~~*Married, Widowed*~~

Birthplace Can *Religion* Heb

In service Dr. Jamieson *Recommended by* O.D.

Complains of the following : adenoids + Tonsils

History of Development of Present Condition : admitted for operation

Family History : good

Previous Health : Scarlet fever 4 yrs ago

Previous Admissions : None previous

Diagnosis for Indexing : Chr. Tonsillitis Adenoids *Operation or Treatment :* Tonsillectomy Adenoidectomy

Detailed Diagnosis :

Result *Cured* ✓
Improved
Not Improved
Not Treated
Died

Date of Discharge : Aug 15/15 *Clinical Clerk.* g.c.a.

Treatment & Diary:

aug. 9/15 Tonsillectomy Sluder } Dr Jamieson
Adenoidectomy
E T C - anaesthesia

There was bleeding at time of operation - checked by digital compression Tonsils very large and diseased.

8.15 Patient vomits large amount (1 to 3) of blood - Hypo morphia & given Hemorrhage found from both tonsil beds - digital comp failed to check bleeding - Patient very weak Dr Fraser + Dr Brown called - Pat transfusion ordered - Dr Jamieson called.
Hemorrhage controlled c/ Tonsil clamps
3 XXX intravenous given.
8 Rt Tonsil bed touched with $AgNO_3$ - Clamp left on left side. Hot water bottles in bed - Pulse much better -

11 P.M. Patient again vomiting blood - bleeding from right tonsil bed. Clamps applied to both sides -

aug 10/15 2 a.m. Patient vomits more blood - Clamps reapplied - condition fair

7.30 Clamps removed all bleeding stopped pulse rather fast and easily compressed.

aug 11 - patient very comfortable - pulse good

aug 13/15 Patient in excellent condition - allowed up

Form 7.

Dr. Anderson

Heart Lungs & Abd. negative.

73664
6049.

ROYAL VICTORIA HOSPITAL

Name Elsie Lazer. Date Aug. 9th 1915.

Aug.

Time	M	E	M	E	M	E	M	E	M	E	M	E	M	E	M	E	M	E	M	E	M	E	M	E	M	E	M	E	M	E	M	E
Date	9		10		11		12	13		14	15		16		17		18		19		20		21		22							

108° 107° 106° 105° 104° 103° 102° 101° 100° 99° 98° 97° 96°

42° 41° 40° 39° 38° 37° 36° 35°

Ordered Hot Sponges

Discharged

Pulse	80		140		128	132	120	124	104	128	112	118	108																	
Resp.	24		24		24	24	24	24	20	24	20	20	24																	
Stool			0		0	0	0	1	0	0	0	1	0																	
Urine																														
Day of Dis.			1		2		3		4		5		6																	

ROYAL VICTORIA HOSPITAL

Name _____ Date _____

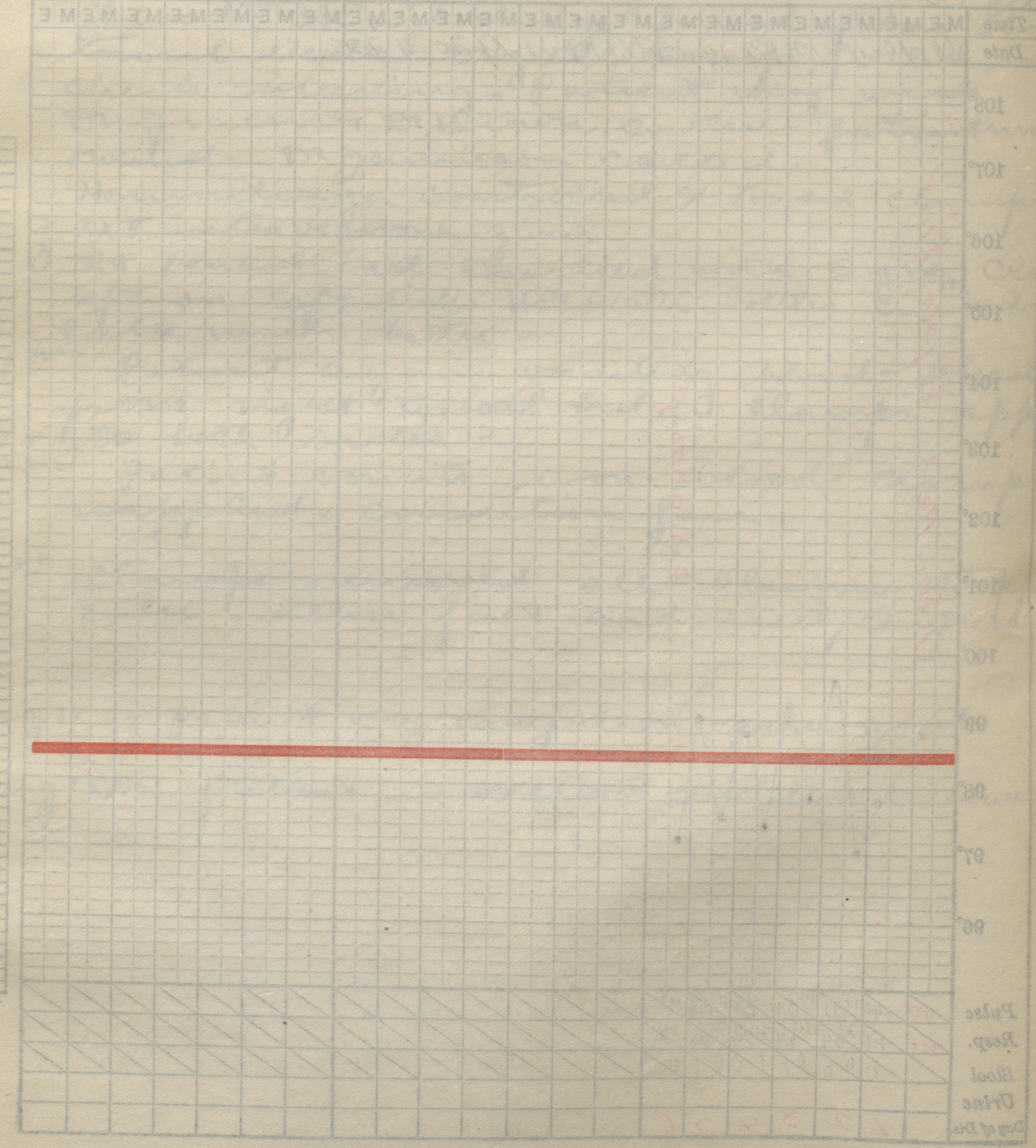
M E M E M E

Physical Examination :

Heart Lungs + abd. neg.

6M-Form 164-2-15.

DEPARTMENT Oto Laryn **Royal Victoria Hospital**

Case No. 6050 Hospital No. Date of Admission, Aug. 9, 1915

Name (in full) Fagan Marguerite Address 192 Murray St

Occupation School Age 11 Single, ~~Married, Widowed~~

Birthplace Can Religion R. C.

In service Dr. Jamieson Recommended by O. D.

Complains of the following : Tonsils + adenoids

History of Development of Present Condition : admitted for operation

Family History : ✓

Previous Health : ✓

Previous Admissions : ✓

Diagnosis for Indexing : Chr. Tonsillitis Adenoids Operation or Treatment : Tonsillectomy Adenoidectomy

Detailed Diagnosis :

Result Cured ✓
Improved
Not Improved
Not Treated
Died

Date of Discharge : Aug 10/15 Clinical Clerk. g.c.a.

Treatment & Diary:

Aug 9/15

Tonsillectomy Shuler & Dr Jamieson
adenoidectomy

E & C -

Aug 10/15 Pt wat in good condition

Discharged

Form 7.

Dr. Anderson

ROYAL VICTORIA HOSPITAL

Name Marguerite Hagan Date Aug 9th 1916.

Time	M	E	M	E	M	E	M	E	M	E	M	E	M	E	M	E	M	E	M	E	M	E	M	E	M	E	M	E	M	E	M	E
Date	9		10		11		12		13																							

108° 107° 106° 105° 104° 103° 102° 101° 100° 99° 98° 97° 96°

42° 41° 40° 39° 38° 37° 36° 35°

Admitted 9p.m. Discharged

Pulse	80		76																													
Resp.	14		14																													
Stool																																
Urine																																
Day of Dis.			1		2		3		4		5		6																			

ROYAL VICTORIA HOSPITAL

Name _____ Date _____

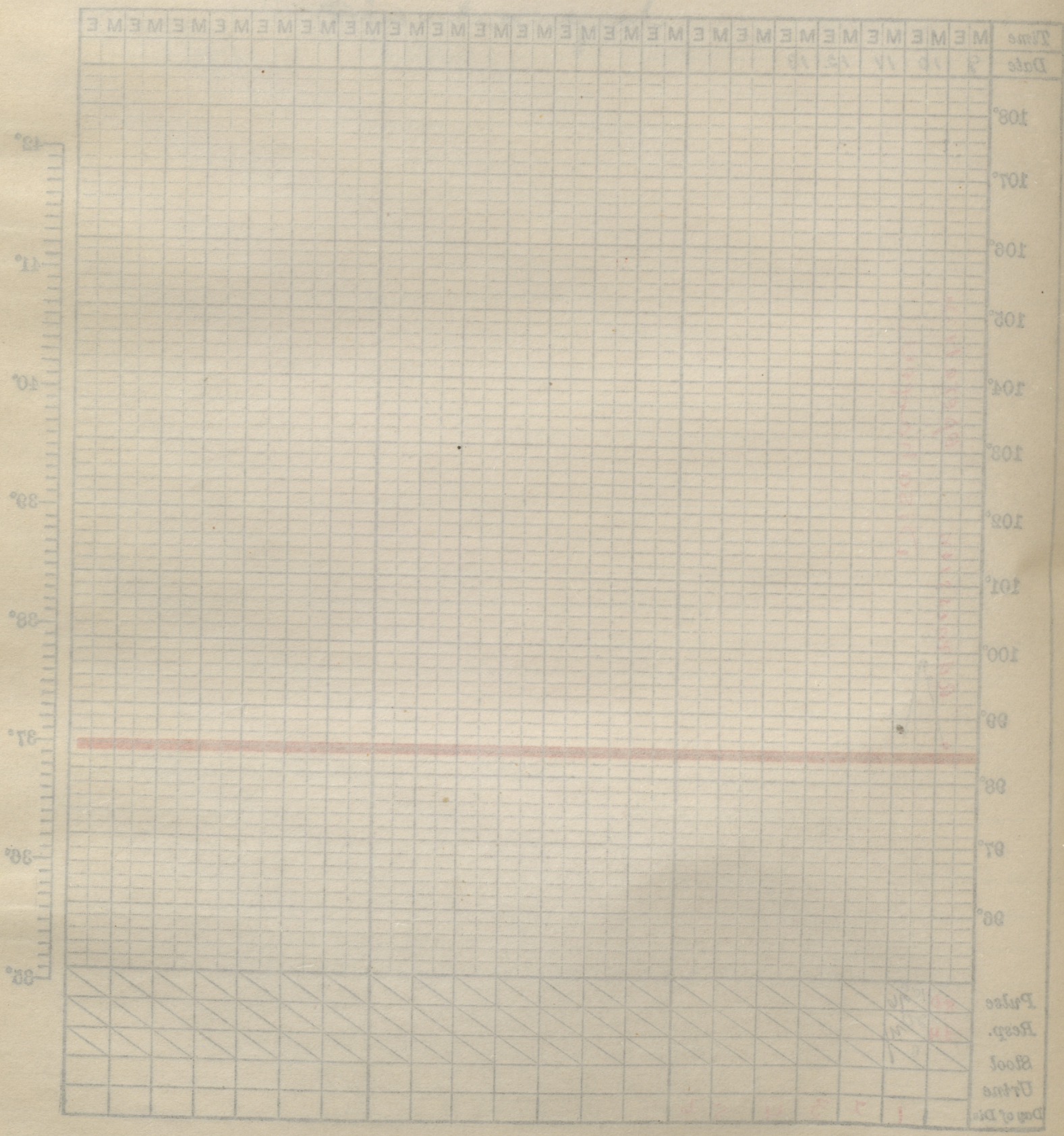
Time
Date
M E M E M E

Physical Examination :

Heart Lungs + abd - neg

6M-Form 164-2-15.

DEPARTMENT Oto Laryn **Royal Victoria Hospital**

Case No. 6051 Hospital No. Date of Admission, Aug 9 1915

Name (in full) Butler Jacks

Address 2531 Chris. Columbus -

Occupation School Age 8 Single, ~~Married~~, ~~Widowed~~

Birthplace Can Religion Epise.

In service Dr. Jamieson Recommended by - O.D.

Complains of the following : Tonsils & adenoids

History of Development of Present Condition : Admitted for operation

Family History : ✓

Previous Health : ✓

Previous Admissions : ✓

Diagnosis for Indexing : Chr. Tonsillitis Adenoids

Operation or Treatment : Tonsillectomy Adenoidectomy

Detailed Diagnosis :

Result Cured ✓
Improved
Not Improved
Not Treated
Died

Date of Discharge : Aug. 10/15 Clinical Clerk. G.C.A.

Treatment & Diary:

Aug. 9/15 Tonsillectomy Sluder } Dr Jamieson
adenoidectomy
E + C

Aug 10/15 Throat good

Discharged

Form 7.

Heart Lung Examination

ROYAL VICTORIA HOSPITAL

Name Jack Butler Date Aug. 9th 1915

Time	M	E	M	E	M	E	M	E	M	E	M	E	M	E	M	E	M	E	M	E	M	E	M	E	M	E	M	E	M	E	M	E
Date	9		10		11		12		13		14		15																			

108° 107° 106° 105° 104° 103° 102° 101° 100° 99° 98° 97° 96°

42° 41° 40° 39° 38° 37° 36° 35°

Admitted to Isolation Hospital (Diphtheria) Operation

Pulse	98	120																													
Resp.	24	24																													
Stool		00																													
Urine																															
Day of Dis.		1		2		3		4		5		6																			

ROYAL VICTORIA HOSPITAL

Name _____ Date _____

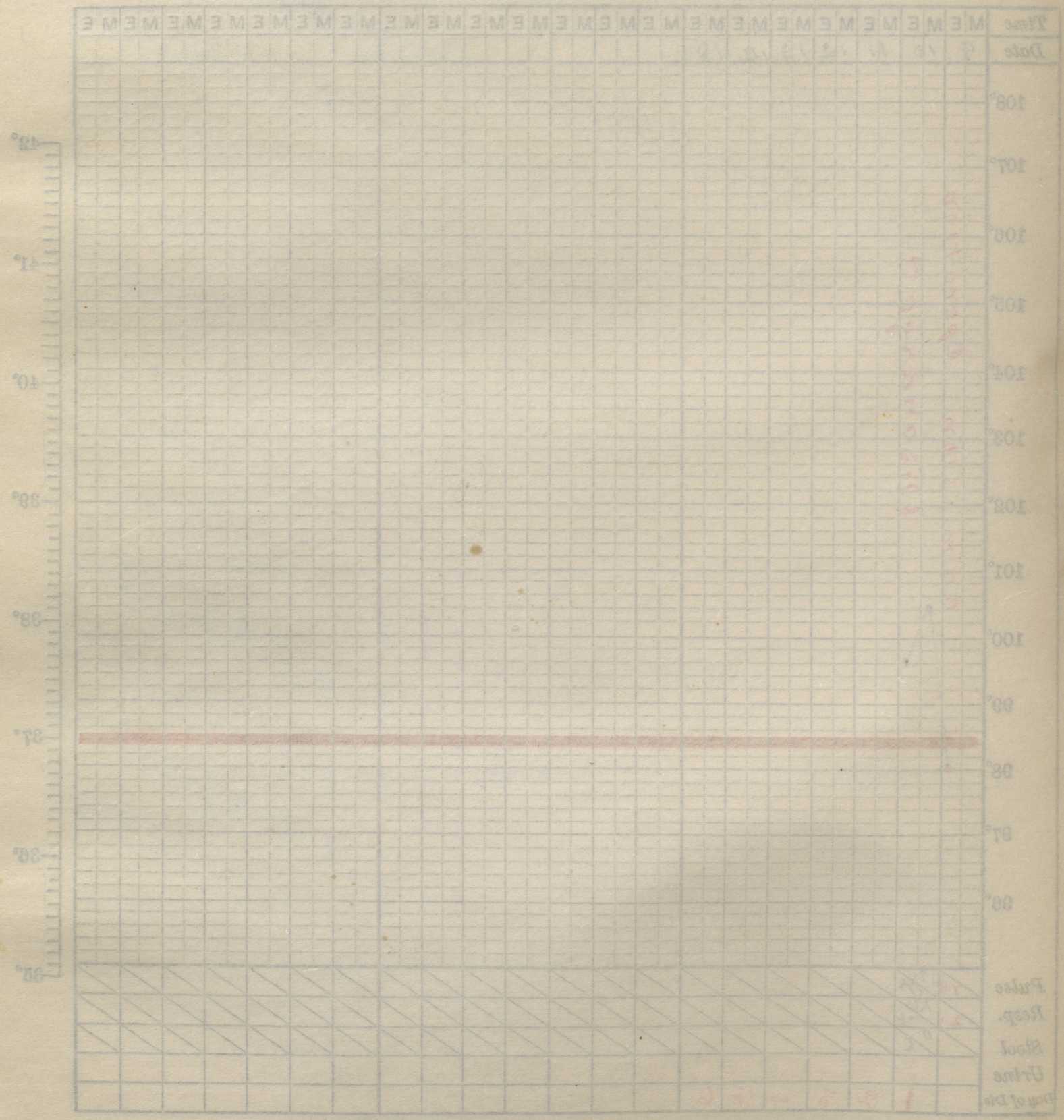
Time
Date
M E M E M E

Physical Examination :

Heart Lungs + abd - neg

6M-Form 164-2-15.

DEPARTMENT Oto Laryn **Royal Victoria Hospital**

Case No. 6052 *Hospital No.* *Date of Admission,* Aug 9 1915

Name (in full) Delanger Edward

Address 2027 Chabot

Occupation Horse *Age* 8 *Single,* ~~*Married, Widowed*~~

Birthplace Can. *Religion* R. C.

In service Dr. Jamieson *Recommended by* O. D.

Complains of the following : adenoids + Tonsils

History of Development of Present Condition : admitted for operation

Family History : ✓

Previous Health : ✓

Previous Admissions : ✓

Diagnosis for Indexing : Chr. Tonsillitis Adenoids *Operation or Treatment :* Tonsillectomy Adenoidectomy

Detailed Diagnosis :

Result *Cured* ✓
Improved
Not Improved
Not Treated
Died

Date of Discharge : Aug 10/15 *Clinical Clerk.* g.c.a.

Treatment & Diary:

Aug 9/15 Tonsillectomy & Sluder } Dr Jamieson
adenoidectomy

Etc.

Aug 10/15 patient in excellent condition
discharged.

Form 7.

Dr. Anderson.

ROYAL VICTORIA HOSPITAL

Name Edmund Delanger. Date Aug. 9th 1915.

Aug.

Time	M	E	M	E	M	E	M	E	M	E	M	E	M	E	M	E	M	E	M	E	M	E	M	E	M	E	M	E	M	E
Date	9	10	11	12	13	14	15	16	17	18	19	20	21	22																

108° 107° 106° 105° 104° 103° 102° 101° 100° 99° 98° 97° 96°

42° 41° 40° 39° 38° 37° 36° 35°

Operation Dressing

Pulse		110																											
Resp.		20																											
Stool		0																											
Urine																													
Day of Dis.		1	2	3	4	5	6																						

Form 1.

ROYAL VICTORIA HOSPITAL

Name _____ Date _____

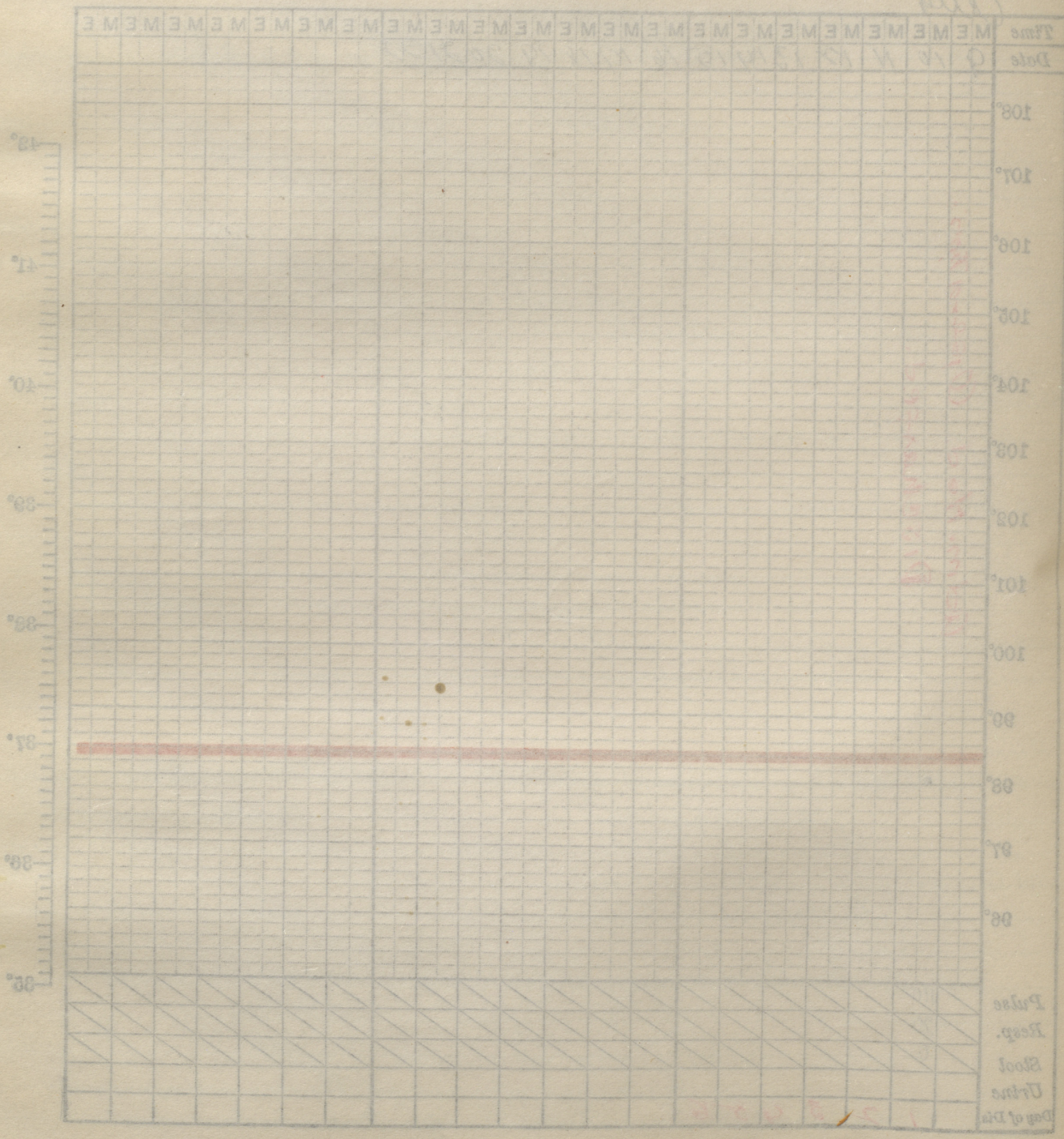
Time
Date
A M E M E M E

Physical Examination :

Heart Lungs + abd neg

6M-Form 164-2-15.

DEPARTMENT Oto Laryn **Royal Victoria Hospital**

Case No. 6053 *Hospital No.* *Date of Admission,* Aug. 9, 1915

Name (in full) Waxman Harry

Address 622 Drolet St

Occupation School *Age* 8 *Single,* ~~*Married, Widowed*~~

Birthplace Can *Religion* Heb.

In service Dr. Jamieson *Recommended by* O.D.

Complains of the following : Tonsils + adenoids

History of Development of Present Condition : Admitted for operation

Family History : ✓

Previous Health : ✓

Previous Admissions : ✓

Diagnosis for Indexing : Chr. Tonsillitis Adenoids *Operation or Treatment :* Tonsillectomy Adenoidectomy

Detailed Diagnosis :

Result *Cured* ✓
Improved
Not Improved
Not Treated
Died

Date of Discharge : Aug 12 1915 *Clinical Clerk.* g.c.a.

Treatment & Diary:

aug 9/15 Tonsillectomy & Luder } Dr Jamieson
adenoidectomy
E + C

aug 10/15 Slight temp 101.4 otherwise comfy good

aug 12 Discharged

Form 7.

Dr. Jost. Heart Lungs & Abd neg

13603
605 3

ROYAL VICTORIA HOSPITAL

Name Harry Waxman. Date Aug 9 1915.

Aug.

Time	M	E	M	E	M	E	M	E	M	E	M	E	M	E	M	E	M	E	M	E	M	E	M	E	M	E	M	E	M	E
Date	9		10		11		12		13		14		15		16		17		18		19		20		21		22			

108° 107° 106° 105° 104° 103° 102° 101° 100° 99° 98° 97° 96°

42° 41° 40° 39° 38° 37° 36° 35°

Operation

Pulse			138/70		100/92		92/64																							
Resp.			20		20		20																							
Stool			0		0		0		1																					
Urine																														
Day of Dis.			1		2		3		4		5		6																	

ROYAL VICTORIA HOSPITAL

Name _____ Date _____

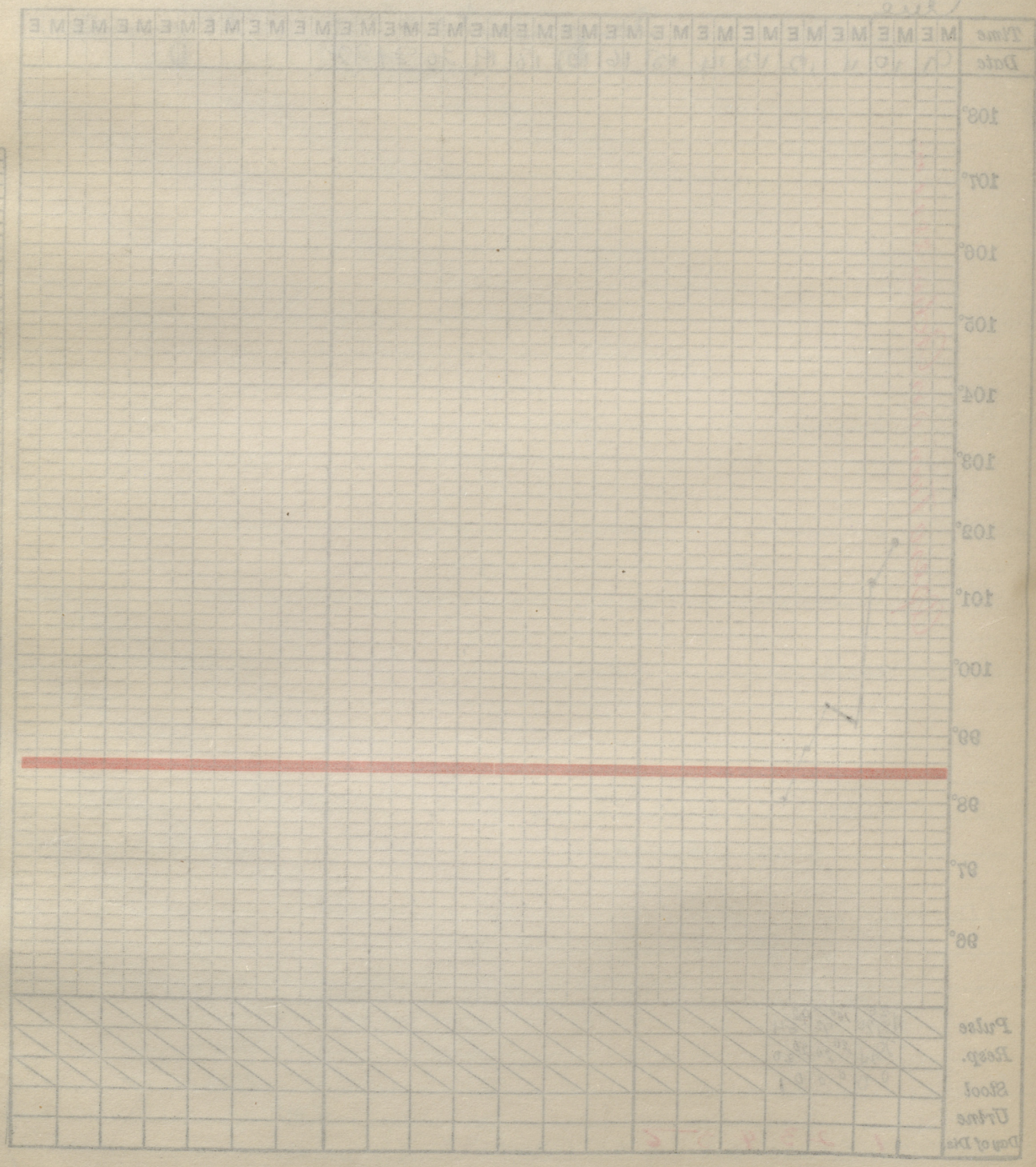

Physical Examination :

Heart Lungs & abd neg

6M-Form 164-2-15.

DEPARTMENT Oto-Laryn. Royal Victoria Hospital

Case No. 6054 Hospital No. Date of Admission, Aug 11 1915

Name (in full) Bailey J. L. Address Winchester, Ont

Occupation Teacher Age 21 Single, ~~Married~~, ~~Widowed~~

Birthplace Can Religion M. E.

In service Dr- White Recommended by Dr White

Complains of the following: Deafness both ears - nasal obstruction frequent colds in head

History of Development of Present Condition:

For several years patient has been more or less deaf in both ears - This has grown worse this past year - He has also found that he gets frequent colds in the head and they seem to persist.

Family History: Good

Previous Health: measles in childhood
Acute articular Rheum 8 yrs ago

Previous Admissions: none

Diagnosis for Indexing: Def. Septum - Operation or Treatment: Submucous Resect. of Septum.

Detailed Diagnosis: Chr. Adhesive Deafness Rt + Lft

Result
Cured
Improved ✓
Not Improved
Not Treated
Died

Date of Discharge: Aug. 15, 1915 Clinical Clerk. g.c.a.

Treatment & Diary:

aug 12/15 Submucous resection of Septum from Rt side of nose -
Both nostrils packed & plain sterile Vaselined gauze.

aug 13/15 Portion of gauze removed from Rt & all from left nostril.
no bleeding patient feels well

aug 14/15 Remainder of gauze removed
Slight hemorrhage

aug 15 Discharged

Form 7.

ROYAL VICTORIA HOSPITAL

Name Mr. F. L. Bailey Date Aug 11th 1910.

Time	M	E	M	E	M	E	M	E	M	E	M	E	M	E	M	E	M	E	M	E	M	E	M	E	M	E	M	E	M	E	M	E
Date	11		12		13		14		15		16		17		18		19		20		21		22		23		24		25		26		27		28		29		30		31	
Pulse	76		80		76		72		80		72		68		72		80		76																					
Resp.	20		20		16		20		20		20		20		20		20		20																					
Stool			0		1		0		0		0		1		1																									
Urine																																								
Day of Dis.																																								

108° 107° 106° 105° 104° 103° 102° 101° 100° 99° 98° 97° 96°

42° 41° 40° 39° 38° 37° 36° 35°

Operation

Discharged

ROYAL VICTORIA HOSPITAL

Name _____ Date _____

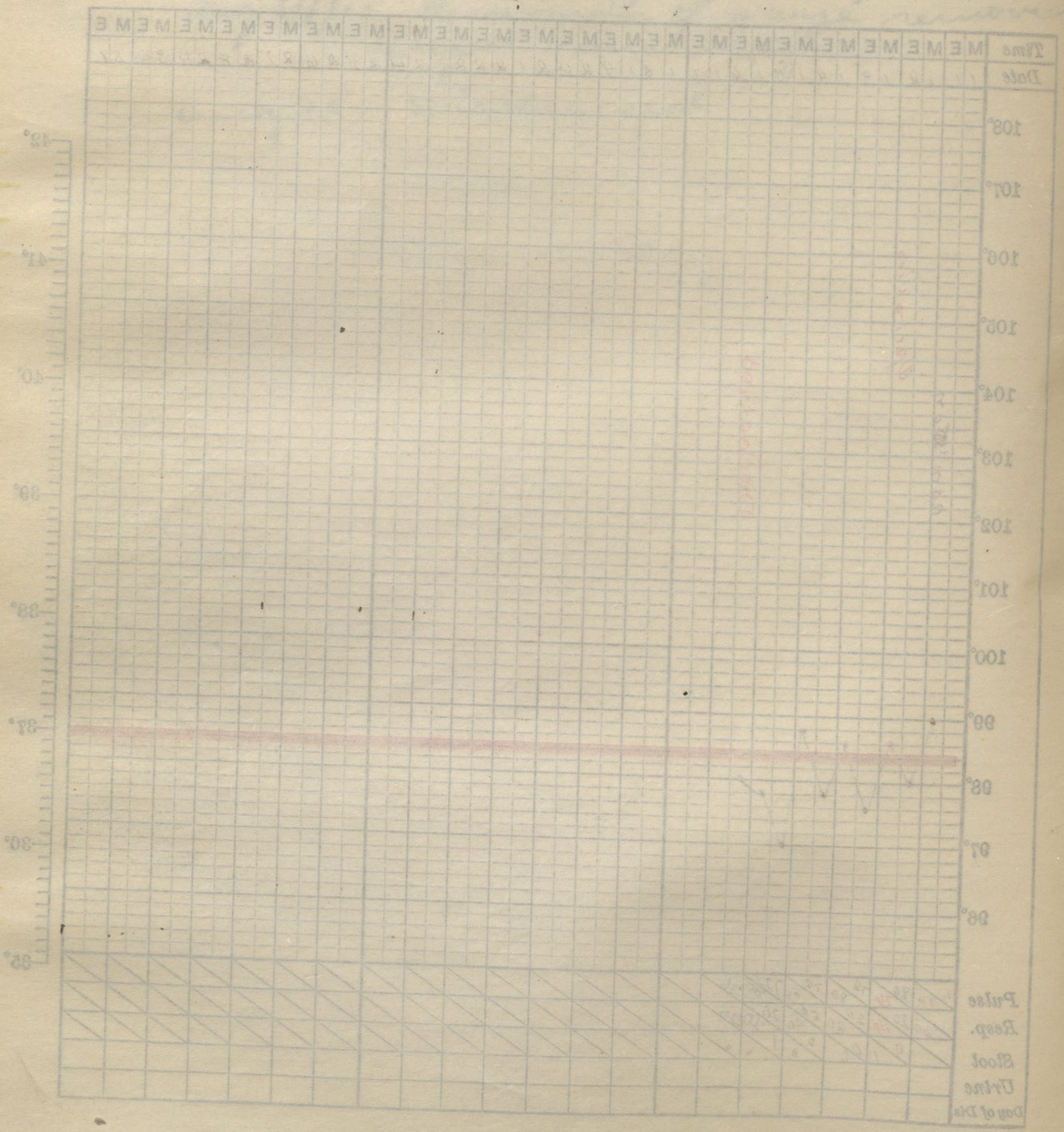

Form 80. 10m-5-14

ROYAL VICTORIA HOSPITAL

DOCTOR'S ORDERS

Name Mr F L Bailley Date of Admission Aug 11 th 191 5

DATE	DIET	MEDICINE	SPECIAL TREATMENTS
11th.			Admission
12 1/2			Operation.
"			Ice Compresses to Nose
12 1/2.	Cold liquids.		
13 1/2.	Soft-s.		Discharged.

Form 80. 10m-5-14

ROYAL VICTORIA HOSPITAL

DOCTOR'S ORDERS

Name _____ Date of Admission _____ 191 6

DATE	DIET	MEDICINE	SPECIAL TREATMENTS

Physical Examination :

Heart - Systolic at apex - Slightly transmitted to axilla - no loss of compensation

Lungs & abd neg -

Ears - Rt shows a healed perforation
Both membranes seem to be rather lusterless
Deafness of an adhesive type present in both ears. E.C. does not improve hearing

2M-Form 164-8-14.

DEPARTMENT Oto-Laryn **Royal Victoria Hospital**

Case No. 6055 Hospital No. Date of Admission, Aug 13 1915

Name (in full) Ryan Joseph Address 129 Winston St

Occupation Student Age 27 Single, ~~Married, Widowed~~

Birthplace Can Religion R.C.

In service Dr. Jamieson Reccommended by Dr White

Complains of the following: Difficulty in breathing
Persistant colds in head

History of Development of Present Condition :

For long time patient has complained of above symptoms. The nasal obstruction has become more marked, the past year. Symptoms appear to follow a kick from a horse recieved some years ago.

Family History : good

Previous Health : good

Previous Admissions : none

Diagnosis for Indexing : Dev. Septum Operation or Treatment : Killian Submucous resection

Detailed Diagnosis :

Result Cured ✓
Improved
Not Improved
Not Treated
Died

Date of Discharge : Aug 16 1915 Clinical Clerk. g.c.a.

Treatment & Diary:

Aug 14/15 Killian Submucous resection
Dr White - Local anaesthetic
Both nares packed from with steri
Vaselined gauze
Operation from Rt side.

Aug 15 - Packing removed from both nostrils
no bleeding
rung not +

Aug 16/15 Discharged

Form 7.

Dr. Anderson

ROYAL VICTORIA HOSPITAL

Name Joseph. Ryan. Date Aug. 13th 1915.

Aug. Sept.

Time	M	E	M	E	M	E	M	E	M	E	M	E	M	E	M	E	M	E	M	E	M	E	M	E	M	E	M	E	M	E
Date	13		14		15		16		17		18		19		20		21		22		23		24		25		26		27	
Pulse	104		96		64		68		68																					
Resp.	20		24		20		20		20																					
Stool			0		2		0		0																					
Urine																														
Day of Dis.							1		2		3		4		5															

Time	M	E	M	E	M	E	M	E	M	E	M	E	M	E	M	E	M	E	M	E	M	E	M	E	M	E	M	E	M	E
Date	28		29		30		31		1		2																			
Pulse																														
Resp.																														
Stool									1																					
Urine																														
Day of Dis.																														

108° 107° 106° 105° 104° 103° 102° 101° 100° 99° 98° 97° 96°

42° 41° 40° 39° 38° 37° 36° 35°

Admitted Aug. 13th 1915 Operated Aug. 14th 1915 Gauze drain removed Aug. 16th 1915 Discharged Aug. 20th 1915

ROYAL VICTORIA HOSPITAL

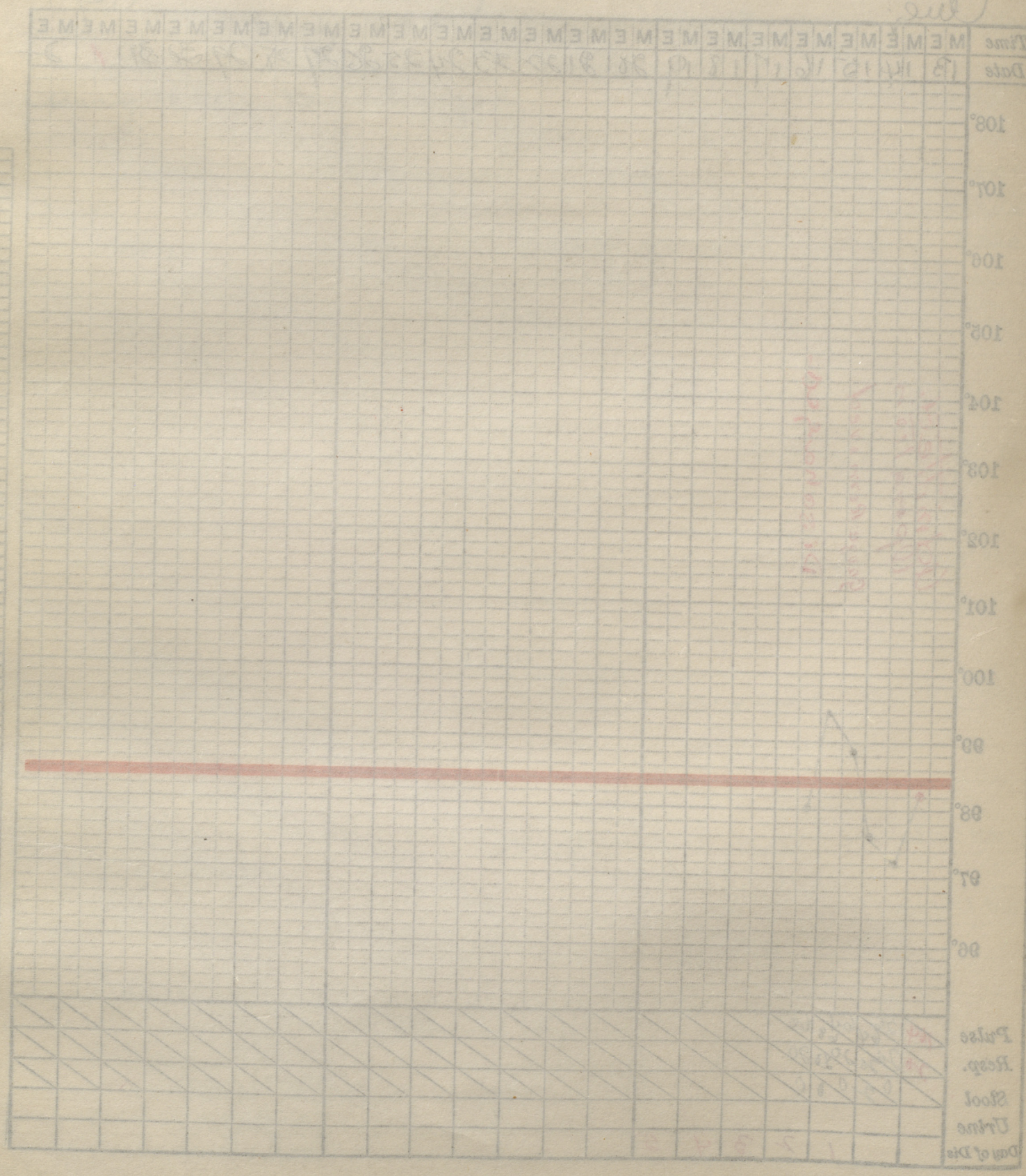
Time
Date
M E M E M E

Physical Examination :

Heart Lungs + abd neg

6M-Form 164-2-15.

DEPARTMENT Oto Laryn **Royal Victoria Hospital**

Case No. 6056 Hospital No. Date of Admission, Aug 16 1915

Name (in full) McKinnell John

Address 37 Frontenac St

Occupation School Age 15 Single, ~~Married, Widowed~~

Birthplace Conn. Religion Prot.

In service Dr. Jamieson Recommended by O. D.

Complains of the following: adenoids + Tonsils

History of Development of Present Condition: Admitted for operation

Family History: good

Previous Health: pneumonia childhood R.V.H.
Scarlet fever Alexandria } childhood
Typhoid

Previous Admissions: ✓

Diagnosis for Indexing: Chr. Enl. Tonsils
Adenoids

Operation or Treatment: Tonsillectomy
Adenoidectomy

Detailed Diagnosis:

Result Cured ✓
Improved
Not Improved
Not Treated
Died

Date of Discharge: Aug 19 1915 Clinical Clerk. g.c.a.

Treatment & Diary: Adenoidectomy } Dr White Ether
Aug 16/15 Tonsillectomy }

" 18/15 Rather marked redness + infiltration about fauces. Patient rather weak.

" 19/15 Discharged

Form 7.

Physical Examination:

Dr. Anderson

Chest Lungs + abd. org.

73699
605 6

ROYAL VICTORIA HOSPITAL

Name John McKinnell Date Aug. 16 1915.

Aug.

Time	M	E	M	E	M	E	M	E	M	E	M	E	M	E	M	E	M	E	M	E	M	E	M	E	M	E	M	E	M	E
Date	16		17		18		19		20		21		22		23		24		25		26		27		28		29		30		31	

108° 107° 106° 105° 104° 103° 102° 101° 100° 99° 98° 97° 96°

42° 41° 40° 39° 38° 37° 36° 35°

Admitted

Operation

Discharged

Pulse	84		68	96	60	68	60																							
Resp.	24		20	20	20	16	20																							
Stool			0	1	0	D	0																							
Urine																														
Day of Dis.			1		2		3		4		5		6																	

ROYAL VICTORIA HOSPITAL

Name _____ Date _____

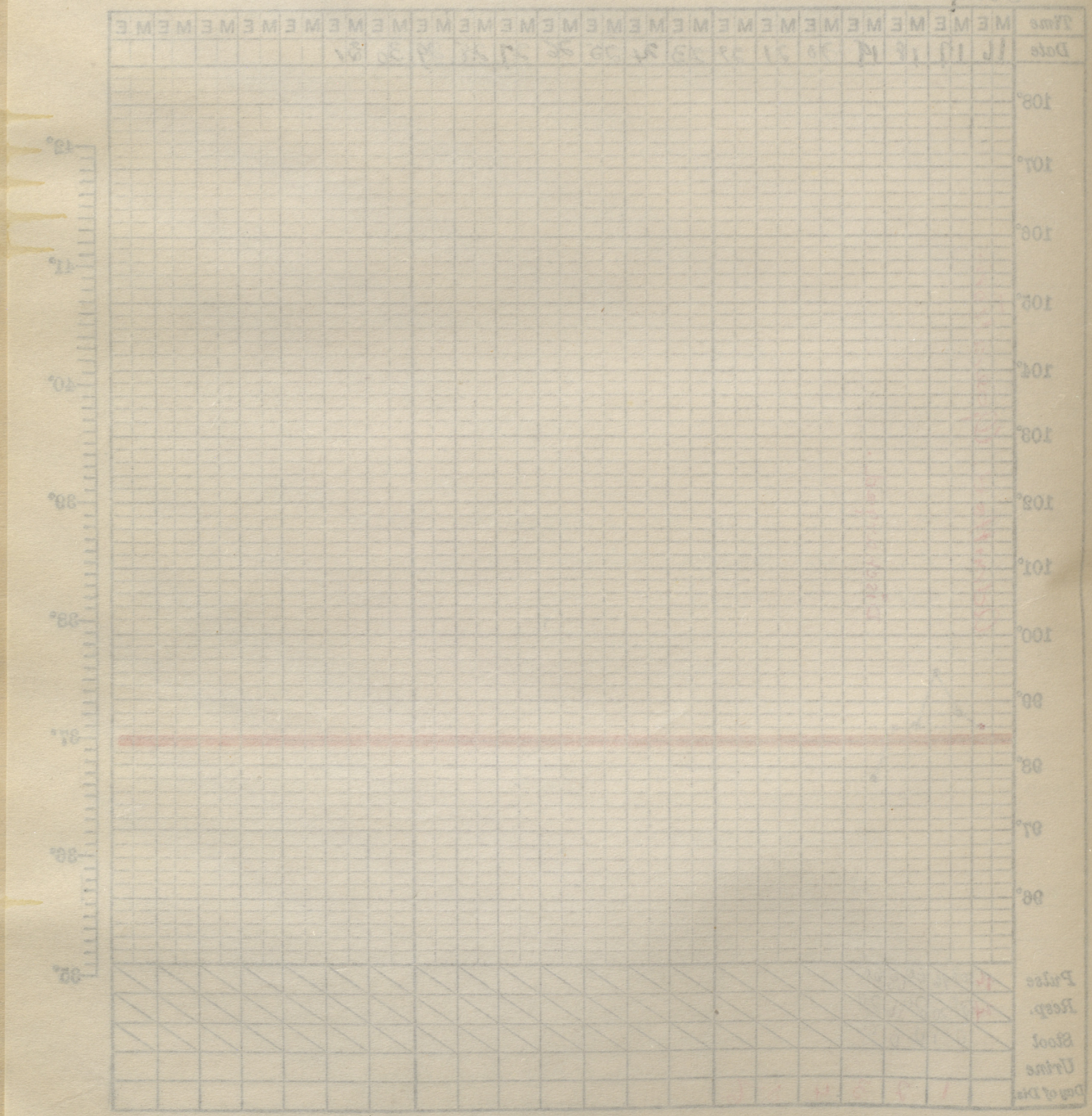

Physical Examination :

Heart Lungs + abd neg

6M-Form 164-2-15.

DEPARTMENT Oto Laryn **Royal Victoria Hospital**

Case No. 6057 Hospital No. Date of Admission, Aug 16 1915

Name (in full) Mosier Jos

Address 202 Orleans Rd

Occupation School Age 16 Single, ~~Married, Widowed~~

Birthplace Can Religion R.C.

In service Dr. Jamieson Recommended by O.D.

Complains of the following: Adenoids & Tonsils

History of Development of Present Condition: Admitted from O.D. for operation

Family History: m 7 } a+w

Previous Health: good

Previous Admissions: none

Diagnosis for Indexing: Chr. Tonsillitis Adenoids

Operation or Treatment: Tonsillectomy Adenoidectomy

Detailed Diagnosis:

Result Cured ✓
Improved
Not Improved
Not Treated
Died

Date of Discharge: Aug 17 1915 Clinical Clerk. g.c.a.

Treatment & Diary: Adenoidectomy

Aug 16/15 Tonsillectomy } Sluder } Dr. White, Ether

Aug 17 Discharged

Form 7.

Physical Examination

Dr. Anderson

ROYAL VICTORIA HOSPITAL

Name Jos. Mossier. Date Aug. 16 1915.

Aug.

Time	M	E	M	E	M	E	M	E	M	E	M	E	M	E	M	E	M	E	M	E	M	E	M	E	M	E	M	E	M	E
Date	16		17		18		19		20		21		22		23		24		25		26		27		28		29			

108° 107° 106° 105° 104° 103° 102° 101° 100° 99° 98° 97° 96°

42° 41° 40° 39° 38° 37° 36° 35°

Admitted to Hospital

Disease began

Pulse	90		84																										
Resp.	24		20																										
Stool			0																										
Urine			0																										
Day of Dis.			1		2		3		4		5		6																	

ROYAL VICTORIA HOSPITAL

Name _____ Date _____

Time	M	E	M	E	M	E	M	E	M	E	M	E	M	E	M	E	M	E	M	E	M	E	M	E	M	E	M	E	M	E	M	E	M	E	M	E
Date																																				

109°	
107°	
106°	
105°	
104°	
103°	
102°	
101°	
100°	
99°	
98°	
97°	
96°	
Pulse	
Resp.	
Stool	
Urine	
Day of Dis.	

42°	
41°	
40°	
39°	
38°	
37°	
36°	
35°	

Physical Examination :

Heart Lungs & abd neg

6M-Form 164-2-15.

DEPARTMENT Oto Laryn **Royal Victoria Hospital**

Case No. 6058 Hospital No. Date of Admission, Aug 16 1915

Name (in full) Alexander Mary

Address 18 Mc Tavish

Occupation School Age 8 Single, ~~Married, Widowed~~

Birthplace Scotland Religion Presbty

In service Dr. Jamieson Recommended by Dr. Tooke

Complains of the following : Adenoids + Tonsils

History of Development of Present Condition : admitted for operation

Family History : Good

Previous Health : Scarlet Fever 2 yrs ago

Previous Admissions : none

Diagnosis for Indexing : Chr. Enl. Tonsils adenoids Operation or Treatment : Tonsillectomy Adenoidectomy

Detailed Diagnosis :

Result Cured ✓
Improved
Not Improved
Not Treated
Died

Date of Discharge : Aug. 18, 1915 Clinical Clerk. g.c.a.

Treatment & Diary: Adenoidectomy } Dr White – Other
Aug 16/15 Tonsillectomy }
Aug 18/15 Discharged

Form 7.

Dr. Anderson

ROYAL VICTORIA HOSPITAL

Name Mary Alexander. Date Aug. 16th 1915.

Aug.

Time	M	E	M	E	M	E	M	E	M	E	M	E	M	E	M	E	M	E	M	E	M	E	M	E	M	E	M	E	M	E	M	E
Date	16		17		Fo		19		20		21		22		23		24		25		26		27		28		29						

108° 107° 106° 105° 104° 103° 102° 101° 100° 99° 98° 97° 96°

42° 41° 40° 39° 38° 37° 36° 35°

Admitted. Aug. 16th. Discharged.

Pulse	84		96		92																											
Resp.	20		24		24																											
Stool			0		0		1																									
Urine																																
Day of Dis.			1		2		3		4		5		6																			

Form 7.

ROYAL VICTORIA HOSPITAL

Name _____ Date _____

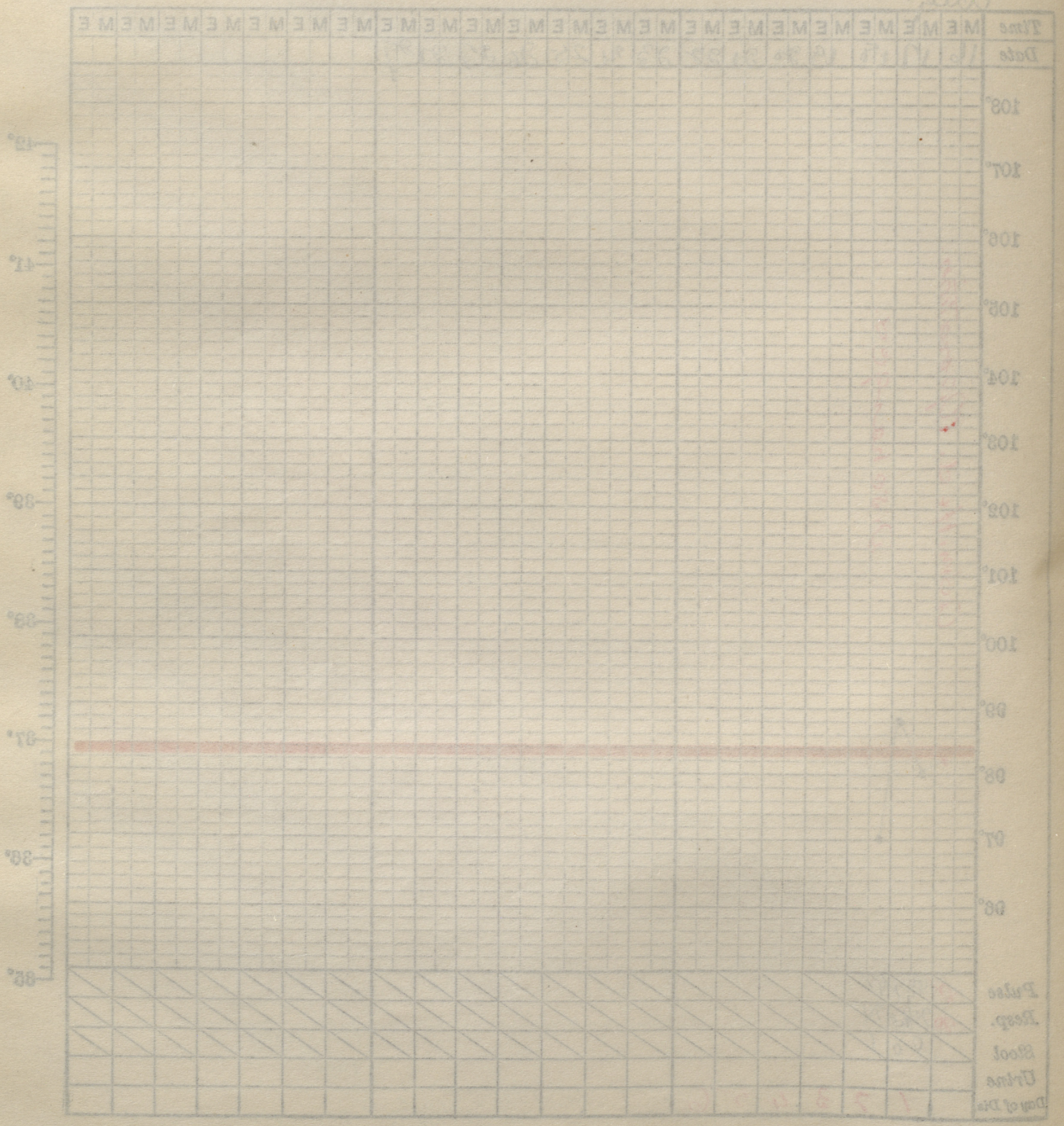

Physical Examination :

Heart Lungs + abd neg

6M-Form 164-2-15.

DEPARTMENT Oto Laryn **Royal Victoria Hospital**

Case No. 6059 *Hospital No.* *Date of Admission,* Aug 16 1915

Name (in full) Smith Albert

Address 347 Hibernia Rd

Occupation School *Age* 14 *Single,* ~~*Married, Widowed*~~,

Birthplace Eng *Religion* Ch of Eng

In service Dr. Jamieson *Recommended by* O.D.

Complains of the following : Def. Septum
Adenoids & Tonsils

History of Development of Present Condition :
Ref for operation

Family History : F-D- accident
M alive
5 sis & 5 bro. all living

Previous Health : good

Previous Admissions : none

Diagnosis for Indexing : Chr. Enl. Tonsils
Adenoids

Operation or Treatment : Tonsillectomy
Adenoidectomy

Detailed Diagnosis :

Result *Cured* ✓
Improved
Not Improved
Not Treated
Died

Date of Discharge : Aug 18/1915. *Clinical Clerk.* g.c.a.

Treatment & Diary: adenoidectomy
aug 16/15 Tonsillectomy Shuler } Dr White - Ether
aug 18/15 Discharged

Form 7.

Dr. Anderson.

ROYAL VICTORIA HOSPITAL

Name Albert Smith Date Aug. 16th 1915.

Aug.

Time	M	E	M	E	M	E	M	E	M	E	M	E	M	E	M	E	M	E	M	E	M	E	M	E	M	E	M	E	M	E	M	E
Date	16		17		18		19		20		21		22		23		24		25		26		27		28		29						

108° 107° 106° 105° 104° 103° 102° 101° 100° 99° 98° 97° 96°

42° 41° 40° 39° 38° 37° 36° 35°

Operation Appendicitis Diagnosis

Pulse	96		100		104																											
Resp.	24		20		24		20																									
Stool			0		1		0																									
Urine																																
Day of Dis.			1		2		3		4		5		6																			

ROYAL VICTORIA HOSPITAL

Name _____ Date _____

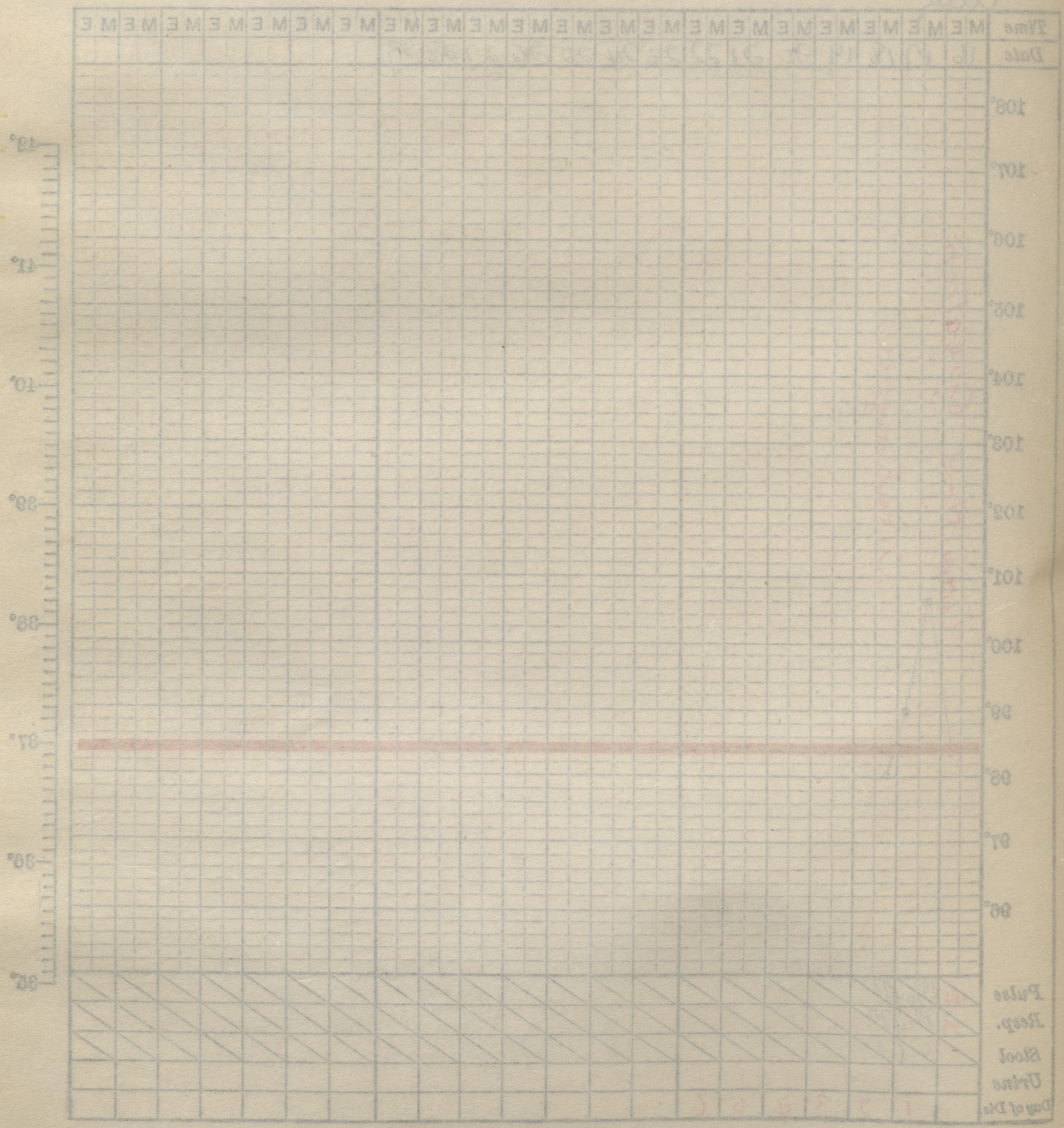
Time
Date
M E M E M E

Physical Examination :

Heart lungs + abd. neg.

6M-Form 164-2-15.

DEPARTMENT Oto Laryn. **Royal Victoria Hospital**

Case No. 6060 Hospital No. Date of Admission, Aug 16 1913

Name (in full) Caplan Bessie Address 591 Drolet

Occupation Child Age 6 Single, ~~Married, Widowed~~

Birthplace Can Religion Heb

In service Dr. Jamieson Recommended by O.D.

Complains of the following : Adenoids + Tonsils

History of Development of Present Condition : admitted for operation from O.D.

Family History : ✓

Previous Health : ✓

Previous Admissions : ✓

Diagnosis for Indexing : Chr. Hyp. Tonsils Adenoids

Operation or Treatment : Adenoidectomy Tonsillectomy

Detailed Diagnosis :

Result Cured ✓
Improved
Not Improved
Not Treated
Died

Date of Discharge : Aug. 18, 1913 - Clinical Clerk. G.C.A.

Treatment & Diary:

Aug 16/15 Tonsillectomy & Adenoidectomy } Dr White - Ether

Aug 18/15 Discharged

Form 7.

Dr. Anderson

6060
73698

ROYAL VICTORIA HOSPITAL

Name Bessie Caplan Date Aug. 16th 1915

Aug.

Time	M	E	M	E	M	E	M	E	M	E	M	E	M	E	M	E	M	E	M	E	M	E	M	E	M	E	M	E	M	E
Date	16	17	18	19	20	21	22	23	24	25	26	27	28	29																

108° 107° 106° 105° 104° 103° 102° 101° 100° 99° 98° 97° 96°

42° 41° 40° 39° 38° 37° 36° 35°

admission Oct. 1915

Discharge

Pulse	88		120		102																									
Resp.	24		24		20																									
Stool			0		0																									
Urine																														
Day of Dis.			1		2		3		4		5		6		1															

ROYAL VICTORIA HOSPITAL

Name _____ Date _____

Time	M	E	M	E	M	E	M	E	M	E	M	E	M	E	M	E	M	E	M	E	M	E	M	E	M	E	M	E	M	E	M	E	M	E	M	E	M	E
Date																																						

109°	
107°	
105°	
104°	
103°	
102°	
101°	
100°	
99°	
98°	
97°	
96°	
	Pulse
	Resp.
	Blood
	Urine
	Day of Dis

42°
41°
40°
39°
38°
37°
36°
35°

Physical Examination :

Heart Lungs + abd – neg

6M-Form 164-2-15.

DEPARTMENT Oto Laryn **Royal Victoria Hospital**

Case No. 6061 *Hospital No.* *Date of Admission,* Aug 16 1915

Name (in full) Coutts John

Address 468 Reward St

Occupation School *Age* 12 *Single,* ~~*Married,*~~ ~~*Widowed*~~

Birthplace Scot *Religion* Prot.

In service Dr. Jamieson *Recommended by* O, D,

Complains of the following : Adenoids + Tonsils

History of Development of Present Condition : Admitted from O.D. for operation.

Family History : ✓

Previous Health : ✓

Previous Admissions :

Diagnosis for Indexing : Chr. Enl. Tonsils Adenoids *Operation or Treatment :* Adenoidectomy Tonsillectomy ✓

Detailed Diagnosis :

Result *Cured* ✓
Improved
Not Improved
Not Treated
Died

Date of Discharge : Aug 19/15 *Clinical Clerk.* g.c.a.

Treatment & Diary:

Aug 16/15 Adenoidectomy / Tonsillectomy / Sluder } Dr. White - Ether

8.15 Slight hemorrhage - Haemostats applied

1.30 a.m. More bleeding - controlled by haemostat adrenalin + $AgNO_3$ applied

Aug 19 Discharged

Form 7.

Dental Examination

Heart Lungs

Dr. Anderson.

ROYAL VICTORIA HOSPITAL

Name John Coutts Date Aug. 16th 1915

Aug.

Time	M	E	M	E	M	E	M	E	M	E	M	E	M	E	M	E	M	E	M	E	M	E	M	E	M	E	M	E	M	E	M	E
Date	16	17	18	19	20	21	22	23	24	25	26	27	28	29																		

108° 107° 106° 105° 104° 103° 102° 101° 100° 99° 98° 97° 96°

42° 41° 40° 39° 38° 37° 36° 35°

Admission Operation Discharged

Pulse	78		80	80	110	96	68																									
Resp.	20		22	24	30	30	20																									
Stool			0	0	1	1																										
Urine																																
Day of Dis.			1		2		3		4		5		6																			

ROYAL VICTORIA HOSPITAL

Name _____ Date _____

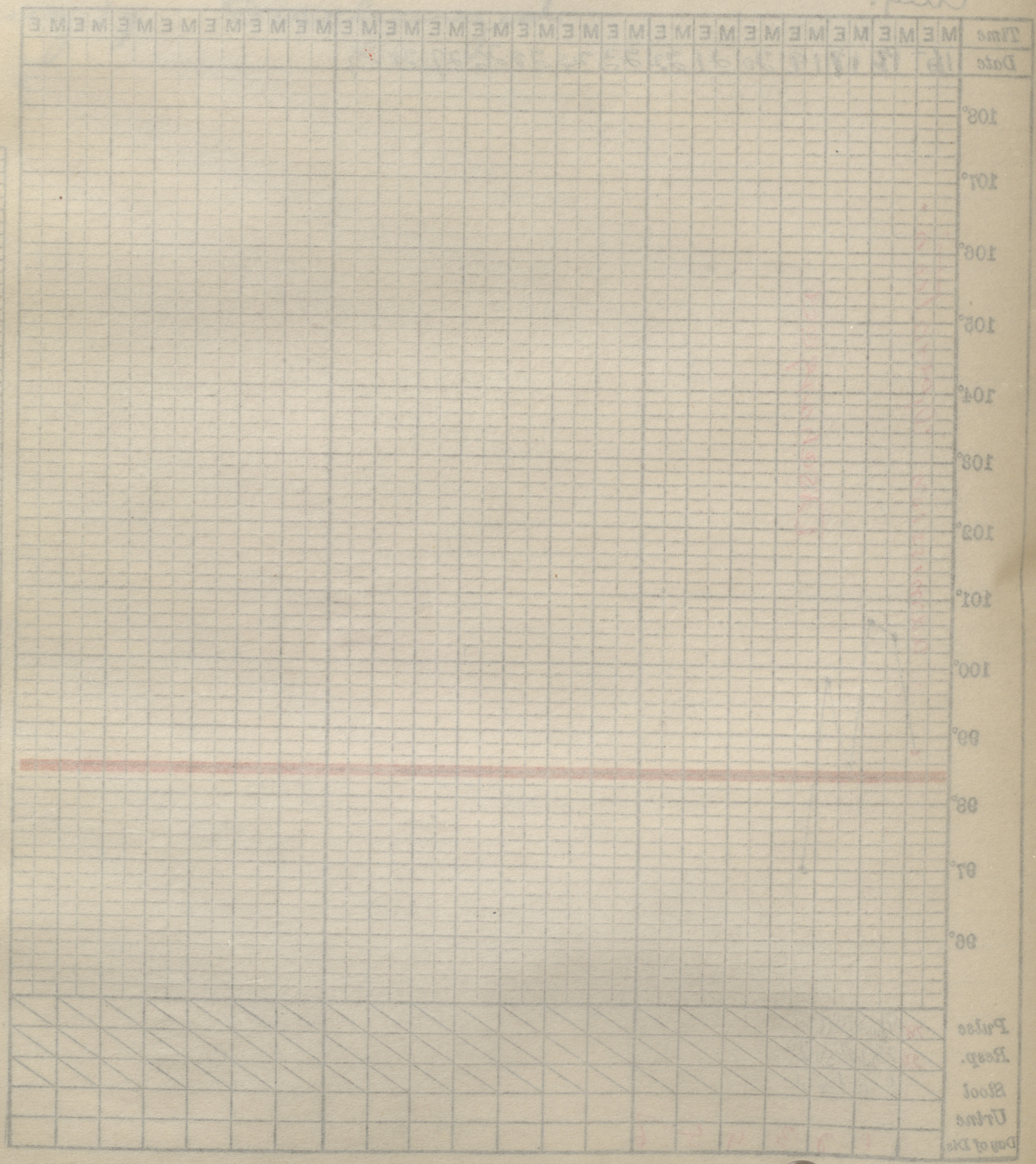
Time
Date
M E M E M E

Physical Examination :

Heart Lungs + abd neg -

6M-Form 164-2-15.

DEPARTMENT Oto Laryn **Royal Victoria Hospital**

Case No. 6062 *Hospital No.* *Date of Admission,* Aug 16 1915

Name (in full) Carter Elva

Address 404 3rd Ave West

Occupation School *Age* 12 *Single, ~~Married, Widowed~~*

Birthplace Eng *Religion* Prot.

In service Dr. Jamieson *Recommended by* O.D.

Complains of the following : Adenoids + Tonsils

History of Development of Present Condition : Admitted from O.D. for operation.

Family History : ✓

Previous Health : ✓

Previous Admissions : ✓

Diagnosis for Indexing : Chr. Hyper. Tonsillitis Adenoids *Operation or Treatment :* Adenoidectomy Tonsillectomy

Detailed Diagnosis :

Result *Cured* ✓
Improved
Not Improved
Not Treated
Died

Date of Discharge : Aug. 18, 1915 *Clinical Clerk.* g.c.a.

Treatment & Diary:

aug 16/15 Adenoidectomy / Tonsillectomy / Sluder } DI White - Ether

aug 18/15 Discharged

Form 7.

Dr. Anderson

ROYAL VICTORIA HOSPITAL

Name Thomas Carter. Date Aug. 16th 1915.

Aug.

Time	M	E	M	E	M	E	M	E	M	E	M	E	M	E	M	E	M	E	M	E	M	E	M	E	M	E	M	E	M	E
Date	16		17		18		19		20		21		22		23		24		25		26		27		28		29			

108° 107° 106° 105° 104° 103° 102° 101° 100° 99° 98° 97° 96°

42° 41° 40° 39° 38° 37° 36° 35°

Admission

Discharged

Operation

Pulse	80		104		96																								
Resp.	20		24		24																								
Stool			0		1		0																						
Urine																													
Day of Dis.			1		2		3		4		5		6		-														

ROYAL VICTORIA HOSPITAL

Name _____ Date _____

Time	M	E	M	E	M	E	M	E	M	E	M	E	M	E	M	E	M	E	M	E	M	E	M	E	M	E	M	E	M	E	M	E	M	E	M	E	M	E	M	E
Date																																								

108°
107°
106°
105°
104°
103°
102°
101°
100°
99°
98°
97°
96°

Pulse
Resp.
Stool
Urine
Drug or Dia



Physical Examination :

Heart Lungs + abd neg

6M-Form 164-2-15.

DEPARTMENT Oto Laryn **Royal Victoria Hospital**

Case No. 6063 Hospital No. Date of Admission, Aug 17 1915

Name (in full) Collard Elsie

Address 247 outremont ave

Occupation home Age 27 Single, ~~Married, Widowed~~

Birthplace Eng Religion prot

In service Dr. Jamieson Recommended by Dr White

Complains of the following : Sore throats frequently - Catches Cold easily.

History of Development of Present Condition :

For several years patient has suffered recurring sore throats - These have lately become more troublesome and she comes in for operation.

Family History : good

Previous Health : Gastric ulcer(?) 2 yrs ago
Typhoid 12 yrs ago
Scarlet F Childhood

Previous Admissions : Wd 2 - Gastric ulcer

Diagnosis for Indexing : Chr. Hyper. Tonsilitis Adenoids

Operation or Treatment : Tonsillectomy adenoidectomy

Detailed Diagnosis :

Result Cured ✓
Improved
Not Improved
Not Treated
Died

Date of Discharge : Aug. 20, 1915 - Clinical Clerk. G.C.A.

Treatment & Diary:

Aug 18/15 Adenoidectomy
Tonsillectomy Sluder } Dr White

Ether Dr Morris -
practically no bleeding

20 Discharged

Form 7.

Dr. Anderson

ROYAL VICTORIA HOSPITAL

Name Elsie Collard. Date Aug. 17 1918.

Aug.

Time	M	E	M	E	M	E	M	E	M	E	M	E	M	E	M	E	M	E	M	E	M	E	M	E	M	E	M	E	M	E
Date	17		18		19		20		21		22		23		24		25		26		27		28		29		30			

108° 107° 106° 105° 104° 103° 102° 101° 100° 99° 98° 97° 96°

42° 41° 40° 39° 38° 37° 36° 35°

Operation Appendicitis

Discharged

Pulse	92		92		88	80	88																						
Resp.	20		20		16	20	20																						
Stool			1	0		1																							
Urine																													
Day of Dis.					1		2		3		4		5																	

ROYAL VICTORIA HOSPITAL

Name _____ Date _____

Time	M	E	M	E	M	E	M	E	M	E	M	E	M	E	M	E	M	E	M	E	M	E	M	E	M	E	M	E	M	E	M	E	M	E	M	E	M	E
Date																																						

108°
107°
106°
105°
104°
103°
102°
101°
100°
99°
98°
97°
96°
95°

Pulse
Resp.
Blood
Urine
Day of Dis

Physical Examination :

Heart lungs & abd- neg

1

6M-FORM 164-2-15.

DEPARTMENT Oto Laryn **Royal Victoria Hospital**

Case No. 6064 *Hospital No.* *Date of Admission,* Aug 18 1915

Name (in full) Degeane jean *Address* St Anne De Bellevue

Occupation School *Age* 13 *Single,* ~~*Married, Widowed*~~

Birthplace Can *Religion* R.C.

In service Dr. Jamieson *Recommended by* Dr Martin

Complains of the following : Adenoids & Tonsils

History of Development of Present Condition : admitted for operation

Family History : good

Previous Health : Scarlet fever -

Previous Admissions : Tonsillectomy - 4 yrs ago R.V.I.H.

Diagnosis for Indexing : Adenoids *Operation or Treatment :* Adenoidectomy

Detailed Diagnosis :

Result *Cured* ✓
Improved
Not Improved
Not Treated
Died

Date of Discharge : Aug 20 1915 *Clinical Clerk.* g.c.a.

Treatment & Diary:

Aug 18/15 Adenoidectomy Dr Jamieson
Mx Etc Dr Morris.

Aug 20/15 Discharged

Form 7.

Dr. Anderson

ROYAL VICTORIA HOSPITAL

Name Jean + Pe Jean. Date Aug. 18 1915.

Aug.

Time	M	E	M	E	M	E	M	E	M	E	M	E	M	E	M	E	M	E	M	E	M	E	M	E	M	E	M	E	M	E
Date	18	19	20	21	22	23	24	25	26	27	28	29	30	31																

108° 107° 106° 105° 104° 103° 102° 101° 100° 99° 98° 97° 96°

42° 41° 40° 39° 38° 37° 36° 35°

Ordered Hot Drinks

Diet

Pulse	78		88	80	88																								
Resp.	20		20	20	20																								
Stool			0	1	0																								
Urine																													
Day of Dis.			1	2	3	4	5	6																					

ROYAL VICTORIA HOSPITAL

Name _____ Date _____

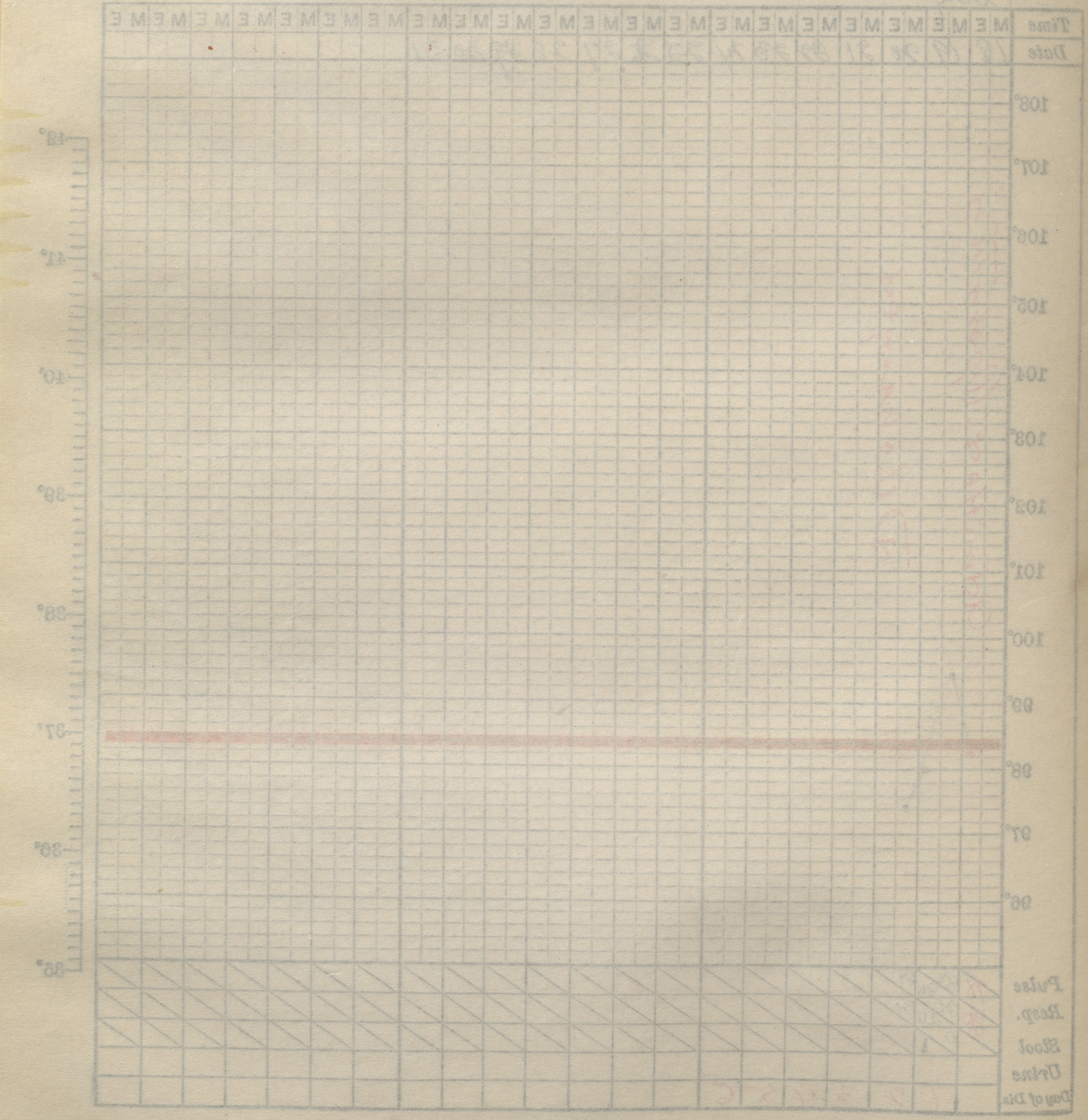

Physical Examination :

Heart Lungs + abd neg

Urine neg

6M-Form 164-2-15.

DEPARTMENT Oto Laryn **Royal Victoria Hospital**

Case No. 6065 *Hospital No.* *Date of Admission,* Aug. 18, 1915

Name (in full) Degeau François *Address* St anne de Bellevue

Occupation School *Age* 13 *Single,* ~~*Married, Widowed*~~

Birthplace Can *Religion* R.C.

In service Dr. Jamieson *Recommended by* Dr Martin

Complains of the following : adenoids + Tonsils

History of Development of Present Condition : admitted for operation

Family History : good

Previous Health : good

Previous Admissions : none

Diagnosis for Indexing : Adenoids
End. Tonsils

Operation or Treatment : Adenoidectomy
Tonsillectomy

Detailed Diagnosis :

Result *Cured* ✓
Improved
Not Improved
Not Treated
Died

Date of Discharge : Aug. 20, 1915 *Clinical Clerk.* g.c.a.

Treatment & Diary:

Aug 18/15 Adenoidectomy
Tonsillectomy Sluder } Dr Jamieson
E+C Dr Morris
Aug 20/15 Discharged

Form 7.

Dr. Cruden's Ord

Physical Examination. Heart Lungs + abd negt

ROYAL VICTORIA HOSPITAL

Name François De Jean. Date Aug 18 1913.

Aug.

Time	M	E	M	E	M	E	M	E	M	E	M	E	M	E	M	E	M	E	M	E	M	E	M	E	M	E	M	E	M	E	M	E
Date	18		19		20		21		22		23		24		25		26		27		28		29		30		31						

108° 107° 106° 105° 104° 103° 102° 101° 100° 99° 98° 97° 96°

42° 41° 40° 39° 38° 37° 36° 35°

Admitted. Operation. Discharged.

Pulse	70		68	94	80																											
Resp.	20		20	20	20																											
Stool			0	0	1																											
Urine																																
Day of Dis.			1		2		3		4		5		6																			

ROYAL VICTORIA HOSPITAL

Name _____ Date _____

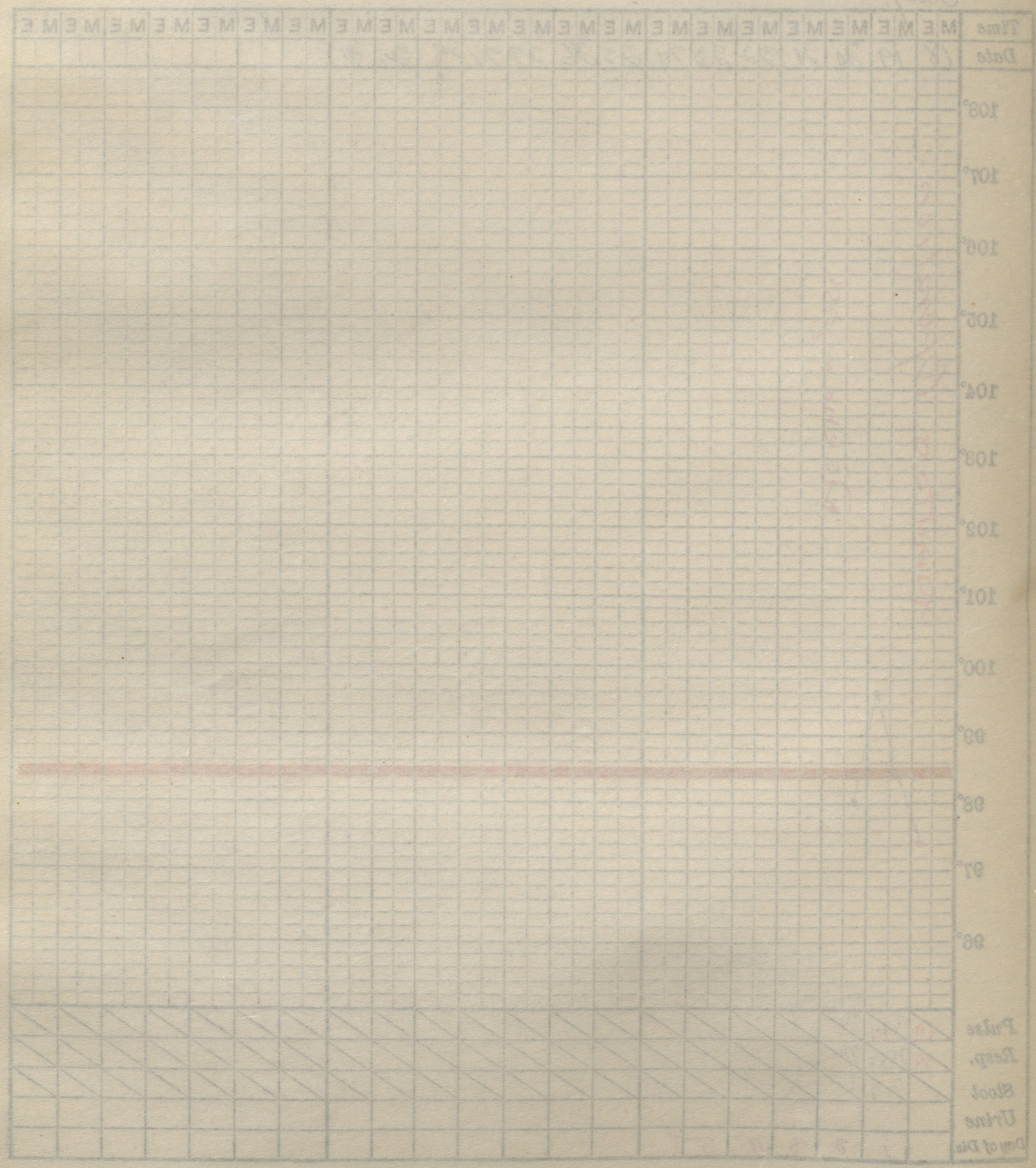

Physical Examination :

Heart Lungs + abd neg

6M-Form 164-2-15.

DEPARTMENT Obs Surgy **Royal Victoria Hospital**

Case No. 6066 Hospital No. 73737 Date of Admission, Aug 18 1915

Name (in full) Walker Jemima Address 912 Countè St

Occupation Cook Age 22 Single, ~~Married, Widowed~~

Birthplace Eng Religion Prot

In service Dr. Jamieson Recommended by O.D.

Complains of the following : adenoids + Tonsils

History of Development of Present Condition : admitted for operation

Family History : good

Previous Health : good

Previous Admissions : none

Diagnosis for Indexing : Enl. Tonsils adenoids Operation or Treatment : Tonsillectomy Adenoidectomy

Detailed Diagnosis :

Result Cured ✓
Improved
Not Improved
Not Treated
Died

Date of Discharge : Aug 21, 1915 Clinical Clerk. J.C.A.

Treatment & Diary:

Aug 18/15 Adenoidectomy } Dr Jamieson Etc
Tonsillectomy }

Aug 21/15 Discharged, cured

Form 7.

Physical Examination

Dr. Anderson.

ROYAL VICTORIA HOSPITAL

Name Jamima Walker. Date Aug. 18 1915.

Aug.

Time	M	E	M	E	M	E	M	E	M	E	M	E	M	E	M	E	M	E	M	E	M	E	M	E	M	E	M	E	M	E	M	E
Date	18		19		20		21		22		23	24		25	26		27	28		29		30	31									

108° 107° 106° 105° 104° 103° 102° 101° 100° 99° 98° 97° 96°

42° 41° 40° 39° 38° 37° 36° 35°

Admitted. Discharged.

Pulse	80		86	80	84	100	82																									
Resp.	20		24	20	20	20	20																									
Stool			0	0	1	1	1																									
Urine																																
Day of Dis.			1		2		3		4		5		6																			

ROYAL VICTORIA HOSPITAL

Name _____ Date _____

Time	M	E	M	E	M	E	M	E	M	E	M	E	M	E	M	E	M	E	M	E	M	E	M	E	M	E	M	E	M	E	M	E	M	E
Date																																		

108°	
107°	
106°	
105°	
104°	
103°	
102°	
101°	
100°	
99°	
98°	
97°	
96°	

Pulse	
Resp.	
Blood	
Urine	
Dose of Dia	

42°	
41°	
40°	
39°	
38°	
37°	
36°	
35°	

Physical Examination :

Heart Lungs + abd neg

6M-Form 164-2-15.

DEPARTMENT Oto Laryn **Royal Victoria Hospital**

Case No. 6067 Hospital No. Date of Admission, Aug 18 1915

Name (in full) Belisle Fred Address

Occupation Laborer Age 29 Single, ~~Married, Widowed~~

Birthplace Religion R.C.

In service Dr. Jamieson Recommended by ~~Dr~~ Trans- Wd G

Complains of the following: Transferred from Wd 8 - ac. mastoiditis and ac. Sup. Ot. med.

History of Development of Present Condition:

See case Report No 29542

Family History: V

Previous Health: V

Previous Admissions: Case Rpt No 29542

Diagnosis for Indexing: ac. mastoiditis Operation or Treatment: Simple mastoid-Rt
ac. Sup. ot. med. } Rt + Lft + Lft

Detailed Diagnosis:

Result Cured V
Improved
Not Improved
Not Treated
Died

Date of Discharge: Oct. 10/15 Clinical Clerk. g.c.a.

Treatment & Diary:

Aug 18/15 Simple mastoidk operation Rt.
Dr Jamieson -
Ether-Dr-morris

An operation in all respects similar to the one performed on the left was carried out; excepting lateral sinus was not exposed.

Aug 20/15 Leg (left) put up in plaster Dr Jamieson
chloroform Dr Morris

~~Aug 23/15~~ Dressing Changed on both mastoids rather profuse discharge

Aug 23 Dressing changed - wounds slightly packed & Iodoform.

Aug 25 Dressing Changed - no packing - wounds granulating from below upward -

Sept 2 - Wound dressed on alternate days Condition very good - Slight discharge from Rt ear

Sept 4/15 - Lower Rt molar extracted under gas

Sept 9/15 Wound dressed on alternate days. Patient complains of much pain on Rt side of head & face. nothing abnormal on physical Exam. Wounds clean - excessive granulations Cauterized c/ $CuSO_4$.

Sept 11/15 Temperature 100.2 patient feels generally miserable - much discharge from Rt ear Syringed daily -

Sept 12/15 - Patient much better - allowed up in wheel Chair

Sept 14 - Both ears dressed and condition excellent. Lft ear practically no discharge

Sept 24 Ears & mastoids healed & clean slight deafness in left Ear
Ears dressed - nearly healed

Form 7

Dr. Anderson.

6067.
13738.

ROYAL VICTORIA HOSPITAL

Name Fred Belisle Date Sept 29th, 1915.

Sept 30th

Time	M	E	M	E	M	E	M	E	M	E	M	E	M	E	M	E	M	E	M	E	M	E	M	E	M	E	M	E	M	E
Date	29	30	1		2		3		4		5		6		7		8		9		10		11		12		13		14	
Pulse	68	80	68	84	68	84	76	88	74	84	84		84		76		80		88		82		100		78		80			
Resp.	20	20	20	20	20	20	20	20	20	20	20		20		20		20		20		20		20		20		20			
Stool	0	0	1	0	1	0	1	1	1	1	1	0	0		1	0	0		0		0		1		1					
Urine																														
Day of Dis.	42	43	44	45	46	47	48	49	50	51	52	53	54	55	56	57	58	59	60	61	62									

108° 107° 106° 105° 104° 103° 102° 101° 100° 99° 98° 97° 96°

42° 41° 40° 39° 38° 37° 36° 35°

Tablet valuable

Discharged

ROYAL VICTORIA HOSPITAL

Name _____ Date _____

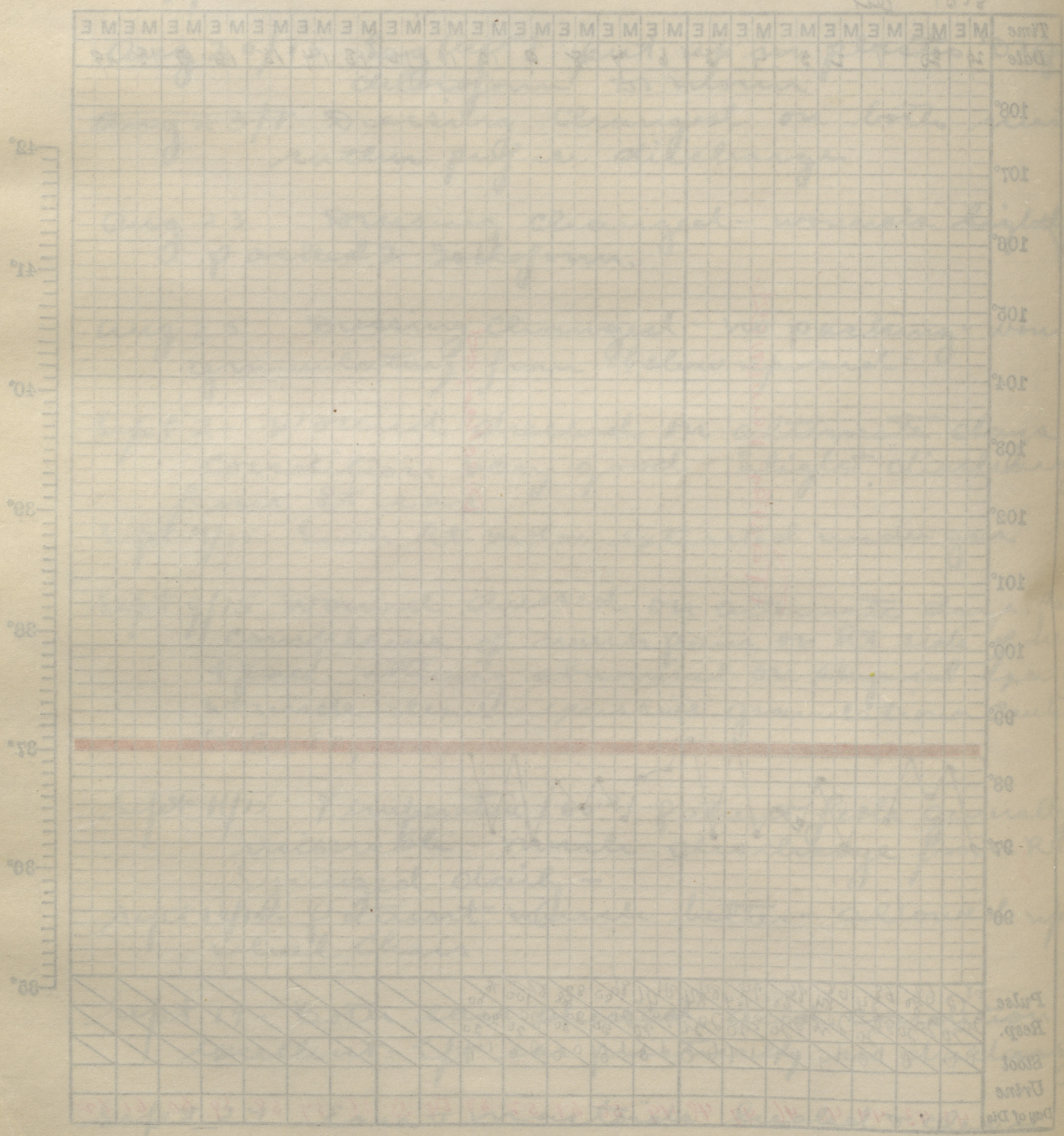

Form 7

ROYAL VICTORIA HOSPITAL

Name Fred. Belisle Date Sept. 8 1915

Sept.

Time	M	E	M	E	M	E	M	E	M	E	M	E	M	E	M	E	M	E	M	E	M	E	M	E	M	E	M	E	M	E
Date	8	9	10	11	12	13	14	15	16	17	18	19	20	21	22	23	24	25	26	27	28									
Pulse	80/64	70/50	68/52	76/68	64/96	96/84	78/98	72/76	72/88	76/74	76/84	78/92	80/84	80/72	76/72	72/92	80/84	76/88	78/76	86/76	76/80									
Resp.	20/20	20/20	18/20	20/28	20/20	22/20	20/20	20/18	22/20	20/20	20/20	20/20	20/20	20/20	20/20	20/20	20/20	20/20	20/20	20/20	20/20									
Stool	1/1	1/1	0/1	1/0	0/0	0/0	0/1	1/1	1/0	1/1	1/0	0/0	0/1	1/1	1/0	1/1	1/1	1/0	1/1	0/0	0/1	1/0								
Urine																														
Day of Dis.	21	22	23	24	25	26	27	28	29	30	31	32	33	34	35	36	37	38	39	40	41									

108° 107° 106° 105° 104° 103° 102° 101° 100° 99° 98° 97° 96°

42° 41° 40° 39° 38° 37° 36° 35°

ROYAL VICTORIA HOSPITAL

Name Mrs. Gillis Date Sept. 8 1915

Sept.

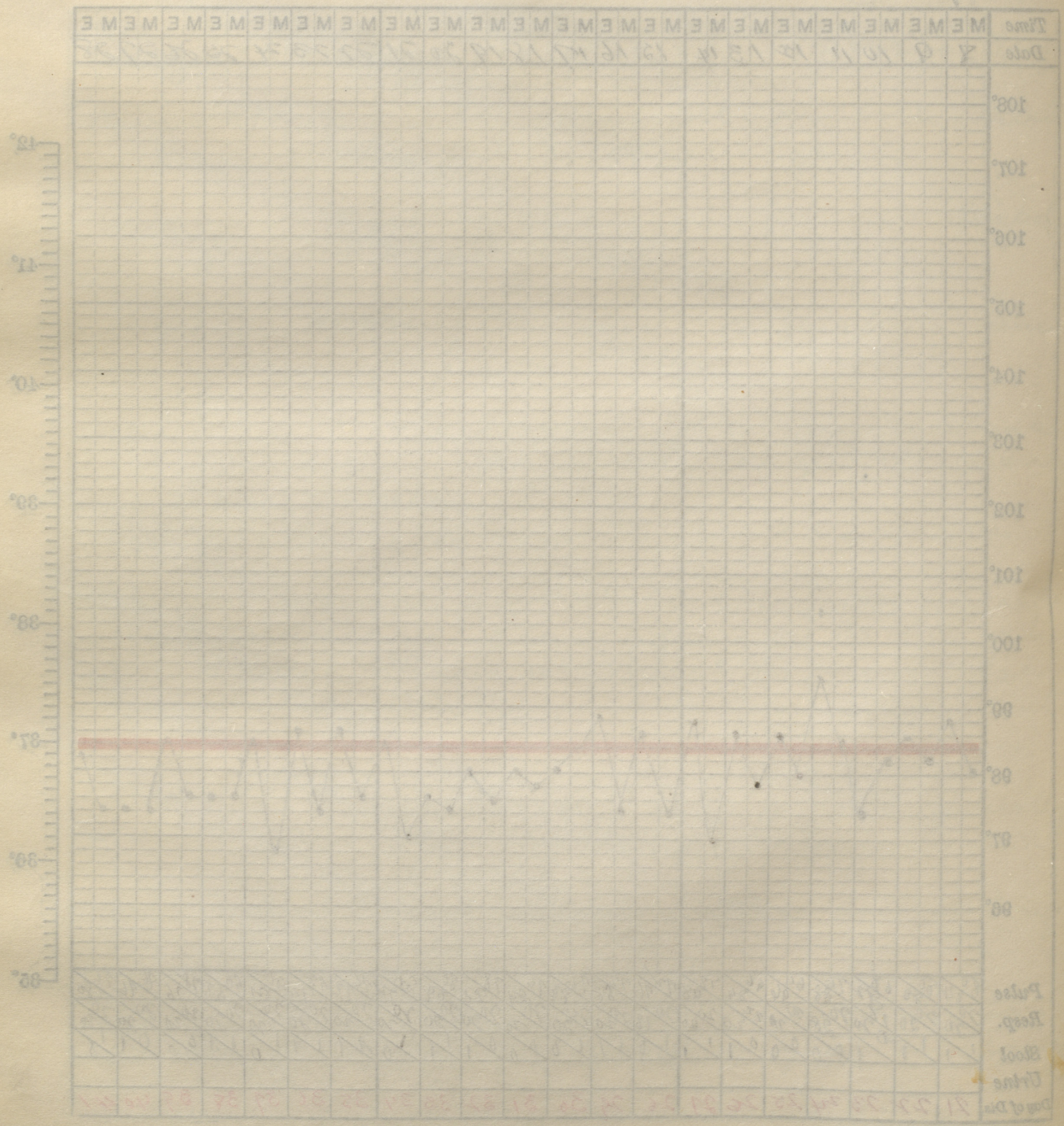

Mrs. Gillis - Heavy

Form 7.

ROYAL VICTORIA HOSPITAL

Name Fred. Belisle. Date Aug. 18 to 1915

Aug. Sept.

Time	M	E	M	E	M	E	M	E	M	E	M	E	M	E	M	E	M	E	M	E	M	E	M	E	M	E	M	E	M	E
Date	18		19		20		21		22		23		24		25		26		27		28		29		30		31		1		2		3		4		5	6	7	

108° 107° 106° 105° 104° 103° 102° 101° 100° 99° 98° 97° 96°

42° 41° 40° 39° 38° 37° 36° 35°

Admitted to Ward 1 Medical

Pulse	96	88	84	88	80	80	80	80	88	72	88	80	80	80	96	80	76	64	80	72	90	76	76	68	70	72	70	80	80	80	76	76	72	64	64	68	70	80
Resp.	16	20	20	32	20	20	24	20	20	20	20	20	20	20	20	20	20	20	20	20	20	20	20	20	20	20	20	20	20	20	20	20	20	20	20	20	20	20
Stool		0	0	2	0	1	0	3	0	0	0	4	0	0	0	0	0	1	1	0	1	0	1	0	0	2	0	0	1	0	0	1	0	1	0	1	0	1
Urine																																						
Day of Dis		1		2		3		4		5		6		7		8		9		10		11		12		13		14		15		16		17		18		19	20

Form 7.

ROYAL VICTORIA HOSPITAL

Name _____ Date _____

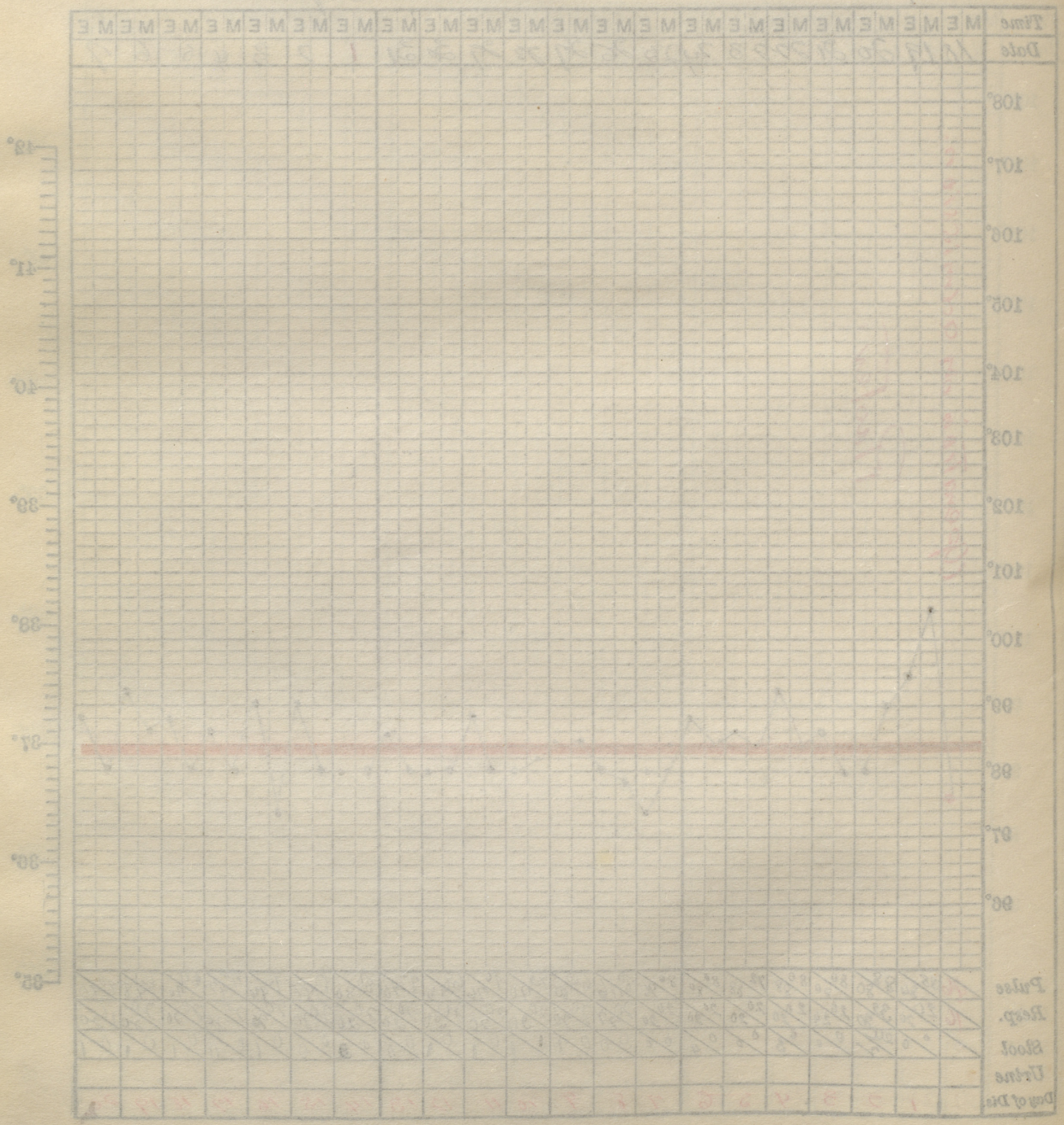
Time
Date
M E M E M E

Form 80. 10m-5-14

ROYAL VICTORIA HOSPITAL

DOCTOR'S ORDERS

Name Fred. Belisle. Date of Admission Aug. 18 1915.

DATE	DIET	MEDICINE	SPECIAL TREATMENTS
Aug. 18th 4 p.m.		Morphia gr. 1/4. Hypo. P.r.n.	Operation on admission. Nose & throat sprayed ē Cleansing Sol. t.i.d.
21st		Phenac. gr. v Cass. Sa. ii. P.r.n.	

ROYAL VICTORIA HOSPITAL

DOCTOR'S ORDERS

Name Fred Beliste. Date of Admission Aug. 18 1915.

DATE	DIET	MEDICINE	SPECIAL TREATMENTS
			Operation 6.15 anaesthesia.
		Morphia gr ¼ hyp Prn.	
			Close + Dress + Sprayed + Cleansing Sol. Tid.
		Nil	
		Bromo Aq. Cath. Pn.	

FORM 11

ROYAL VICTORIA HOSPITAL

No. ..... Name Belisle ac. supp. otit. med Rt & Lft

Clinical Clerk Gcs. Diagnosis ac. mastoiditis Rt & Lft

DATE

Aug. 16, 1915 Operation Simple Mastoid Left
Dr Jamieson
Ether (Gamewey apparatus) Dr Morris

Head prepared in usual manner, shaved 2in around ears - 2% Iodine wash up.
Both subjective & objective symptoms being more severe on left, that side was opened by a curved incision 1/4in posterior to ear and extending from just below the tip of the Mastoid to the level of the top of the auricle. Bleeding points secured and mastoid retractor inserted.
The periosteum was elevated exposing the spine of Henle, suprameatal ridge and the tip of the mastoid. The outer table chisled away and antrum opened. Very little pus in antrum altho various cells contain much pus and showed signs of active disease. Culture taken.
The mastoid cells were carefully removed & chisle & gouge - Lateral sinus exposed & found healthy - A larger amount of bone required removal to get beyond the disease than was anticipated. Wound packed & Iodoform gauze and bandaged.
Condition of patient not to warrant delay and right mastoid not touched

Form 67.

PATHOLOGICAL DEPARTMENT
BACTERIOLOGICAL LABORATORY
ROYAL VICTORIA HOSPITAL

REPORT ON

Case No.

Date 19/8/15

Name B Elisle

Age

Service Dr Jamieson

Resident Physic.

Lab. No. 1441.

— Pus - Mastoid — Rt. & Left. —

Pure culture of Streptococcus Pyogenes.

Carr
Pte 14th.

Oct 10/15 Patient has had no complaints and ~~Plaster~~ wounds have been bandaged for days - Plaster removed from leg Oct 4/15 Transfer to Surgery 1 wd 9/1 recommended for further treatment of leg.

Discharged - to be transferred

6M-Form 164-2-15.

DEPARTMENT Oto Laryn **Royal Victoria Hospital**

Case No. 6068 *Hospital No.* *Date of Admission,* Aug 18/15

Name (in full) Hamilton W—

Address 287 Mountain St

Occupation School boy *Age* 16 *Single,* ~~*Married, Widowed*~~

Birthplace Can *Religion* Meth

In service Dr. Jamieson *Recommended by* Dr Hamilton

Complains of the following : Adenoids

History of Development of Present Condition : Admitted for operation

Family History : good

Previous Health : good

Previous Admissions : none

Diagnosis for Indexing : Adenoids *Operation or Treatment :* Adenoidectomy

Detailed Diagnosis :

Result *Cured* ✓
Improved
Not Improved
Not Treated
Died

Date of Discharge : Aug 21/15 *Clinical Clerk.* g.c.a.

Treatment & Diary:

Aug 19/15 Adenoidectomy Dr Jamieson

Ether Dr Nagle

Practically no haemorrhage.

Aug 21 Discharged

Form 7.

Dr Anderson

6068
73735

ROYAL VICTORIA HOSPITAL

Name Wm. Hamilton Date Aug. 18th. 15

Aug. Sept

Time	M	E	M	E	M	E	M	E	M	E	M	E	M	E	M	E	M	E	M	E	M	E	M	E	M	E	M	E	M	E
Date	18		19		20		21		22		23		24		25		26		27		28		29		30		31		1		2		3		4		5		6		7	

108° 107° 106° 105° 104° 103° 102° 101° 100° 99° 98° 97° 96°

42° 41° 40° 39° 38° 37° 36° 35°

Admission

Discharged

Pulse	84		64		72		76																							
Resp.	20		20		20		20																							
Stool			1		0		0		1																					
Urine																														
Day of Dis.																														

ROYAL VICTORIA HOSPITAL

Name _____ Date _____

Time	M	E	M	E	M	E	M	E	M	E	M	E	M	E	M	E	M	E	M	E	M	E	M	E	M	E	M	E	M	E	M	E	M	E
Date																																		

108°	
107°	
106°	
105°	
104°	
103°	
102°	
101°	
100°	
99°	
98°	
97°	
96°	
Pulse	
Resp.	
Stool	
Urine	
Day of Dis.	

41° 40° 39° 38° 37° 36° 35°

Form 80. 10m-5-14

ROYAL VICTORIA HOSPITAL

DOCTOR'S ORDERS

Name Mr Wm Hamilton Date of Admission Aug. 15th 1915

DATE	DIET	MEDICINE	SPECIAL TREATMENTS
Aug. 15th			Admission
19th	Rest & chicken & fish		
21st			Discharged

Form 80. 10m-5-14

ROYAL VICTORIA HOSPITAL

DOCTOR'S ORDERS

Name _____ Date of Admission _____ 191

DATE	DIET	MEDICINE	SPECIAL TREATMENTS

Physical Examination :

Heart } normal
Lungs }
Abd

urine color amber
Sp gr 1018
React ac
Alb 0
Sugar 0
Micros - no blood - no casts

6M-Form 164-2-15.

DEPARTMENT Oto Laryn **Royal Victoria Hospital**

Case No. 6069 Hospital No. Date of Admission, Aug. 19, 1915

Name (in full) Colby Lucy J. Address 146 Eastern ave Mont W.

Occupation Child Age 7 Single, ~~Married, Widowed~~

Birthplace Can Religion Prot

In service Dr. W lite Recommended by Dr white

Complains of the following : Fulness in throat - persistent Colds
Tonsillitis - Mouth Breathing

History of Development of Present Condition :

Three yrs ago patient operated on for adenoids in R.V.H. Since then has complained of above symptoms - The fulness in throat and mouth breathing being particularly troublesome of late. Exam shows submerged tonsils + fibroid adenoids - Advised operation

Family History : Good

Previous Health : Poliomyelitis 4 yrs ago - good Recov
measles - childhood
Tonsillitis recuring

Previous Admissions : Adenoidectomy 3 yrs ago R.V.H.

Diagnosis for Indexing Chr. Submerged Tonsils
adenoids

Operation or Treatment :

Detailed Diagnosis :

Result Cured ✓
Improved
Not Improved
Not Treated
Died

Date of Discharge : Aug 22/15 Clinical Clerk. J.C.A.

Treatment & Diary:

Aug 19/15 Adenoidectomy } Dr White
Tonsillectomy }
Ether Dr Nagle

Aug 22/15 Discharged

Form 7

ROYAL VICTORIA HOSPITAL

DOCTOR'S ORDERS

Dr. Anderson

6069
73752

ROYAL VICTORIA HOSPITAL

Name Miss Lucy F. Colby. Date Aug. 19th /15.

Aug. Sept.

Time	M	E	M	E	M	E	M	E	M	E	M	E	M	E	M	E	M	E	M	E	M	E	M	E	M	E	M	E	M	E
Date	19		20		21		22		23		24		25		26		27		28		29		30		31		1		2		3	
	4		5		6		7		8		9		10		11		12		13		14		15		16		17		18	

108° 107° 106° 105° 104° 103° 102° 101° 100° 99° 98° 97° 96°

42° 41° 40° 39° 38° 37° 36° 35°

Doctor's visit AM Doctor's visit PM

Pulse	112	100	108		128	96																								
Resp.	24	24	24		24	24																								
Stool			1		2	0																								
Urine																														
Day of Dis.																														

ROYAL VICTORIA HOSPITAL

Name _____ Date _____

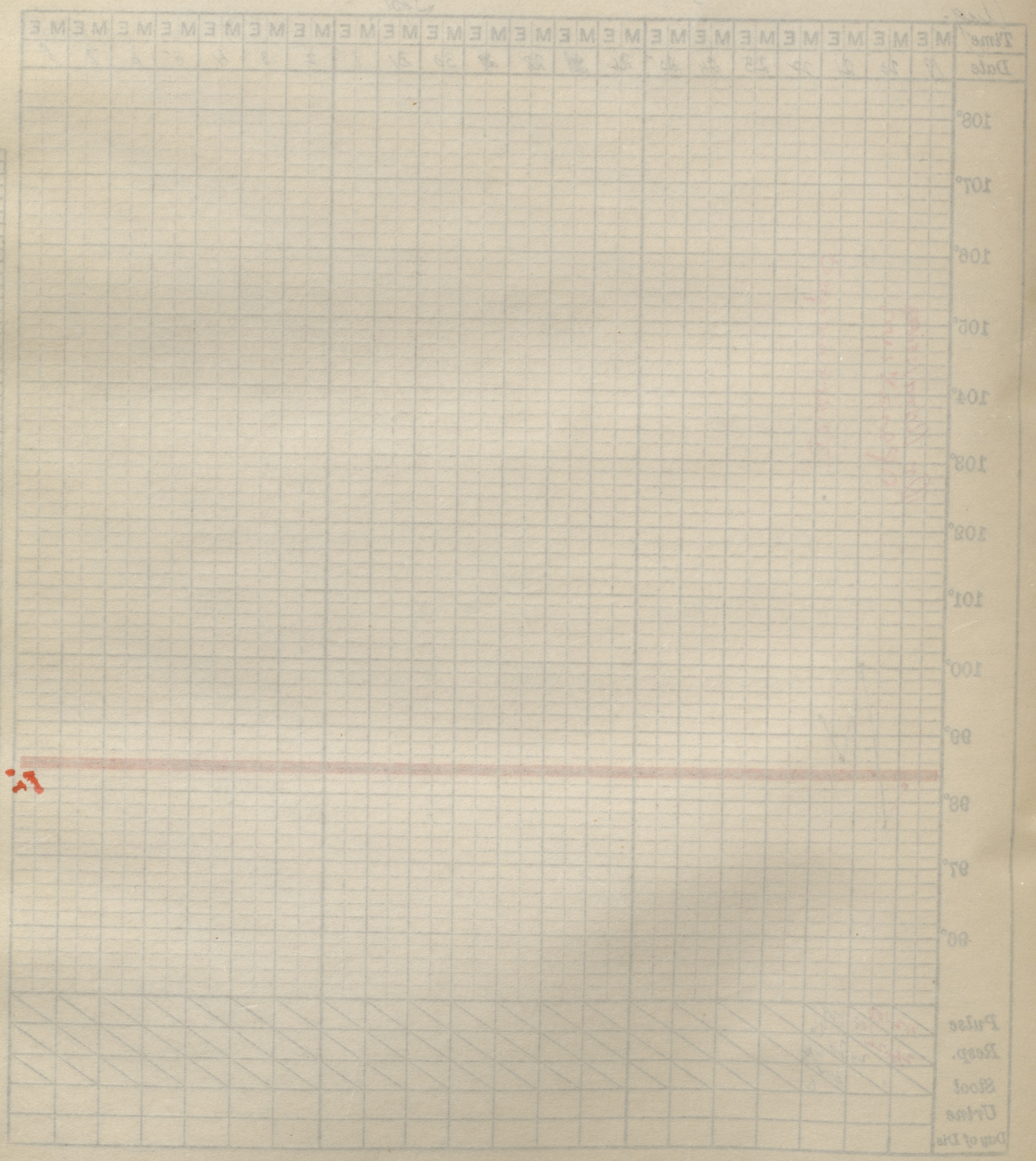

Form 80. 10m-5-14

ROYAL VICTORIA HOSPITAL

DOCTOR'S ORDERS

Name Miss Lucy F. Colby. Date of Admission Aug. 19th 1916

DATE	DIET	MEDICINE	SPECIAL TREATMENTS
Aug. 19th			Admitted.
20th	Cold Liquids		Operation
			Ice Collar.
21	Soft's		
22nd			Discharged

Form 80. 10m-5-14

ROYAL VICTORIA HOSPITAL

DOCTOR'S ORDERS

Name _____ Date of Admission _____ 191[illegible]

DATE	DIET	MEDICINE	SPECIAL TREATMENTS
			Admitted. Operation Ice Collar. Discharged.
		Cold Lymph	
		Boric	

Physical Examination :

Heart lungs + abd neg

1777

6M-Form 164-2-15.

DEPARTMENT Oto Laryn **Royal Victoria Hospital**

Case No. 6070 *Hospital No.* *Date of Admission,* Aug 29 1915

Name (in full) Colby mrs

Address

Occupation *Age* ~~*Single,*~~ *Married,* ~~*Widowed*~~

Birthplace *Religion*

In service Dr. White *Recommended by*

Complains of the following :

History of Development of Present Condition :

Companion

Family History :

Previous Health :

Previous Admissions :

Diagnosis for Indexing : *Operation or Treatment :*

Detailed Diagnosis :

Result *Cured*
Improved
Not Improved
Not Treated
Died

Date of Discharge : Aug 22/15 *Clinical Clerk.* g.c.a.

Treatment & Diary:

Physical Examination :

6M-Form 184-2-15.

DEPARTMENT Oto Laryn **Royal Victoria Hospital**

Case No. 6071 Hospital No. Date of Admission, Aug 21 1915

Name (in full) Newson Ada

Address Knowlton

Occupation maid Age 17 Single, ~~Married, Widowed~~

Birthplace Eng Religion Prot

In service Dr. Jamieson Recommended by Dr Pomeroy

Complains of the following: Nasal obstruction

History of Development of Present Condition: See Report 5994

Family History: 0

Previous Health: ✓

Previous Admissions: Dept Oto Laryn 5994

Diagnosis for Indexing: Chr. Rhinopharyngitis Operation or Treatment: Turbinotomy Lft

Detailed Diagnosis: Error of Refraction
Chr. Blepharitis

Result
Cured
Improved ✓
Not Improved
Not Treated
Died

Date of Discharge: Sept. 11, 1915 Clinical Clerk. G.C.A.

Treatment & Diary:

Aug 21/15 patient readmitted having been operated on previously.
R/he Rt nostril is fairly free but left is much obstructed
patient given lot 1 and kept under observ

Sept 1/15 Decided to operate
ant + post ends of Lft inf turb remov
c/ snare under local anaesthetic

Sept 3/15 complains of sore eyes and headache which reading.
Recom to eye dept.
Ung Ox Flav 1% applied to lids which are reddened & itchy - especially the Rt lower l

Sept - 5 Eye lids much improved

Sept 10/15 Rx for glasses Dr McCauley
90° - 0.25⁻ - 2.25⁻ for each eye

Sept 11/15 Discharged much improved

Form 7.

Dr. Anderson.

6671

73776.

ROYAL VICTORIA HOSPITAL

Name Ada Newson. Date Sept. 11th 1915.

Sept.

Time	M	E	M	E	M	E	M	E	M	E	M	E	M	E	M	E	M	E	M	E	M	E	M	E	M	E	M	E	M	E	M	E
Date	11		12		13		14		15		16		17		18		19		20		21		22		23		24		25		26		27		28		29		30	

108° 107° 106° 105° 104° 103° 102° 101° 100° 99° 98° 97° 96°

42° 41° 40° 39° 38° 37° 36° 35°

Pulse 68
Resp. 18
Stool
Urine
Day of Dis

Dischd.

ROYAL VICTORIA HOSPITAL

Name _____ Date _____

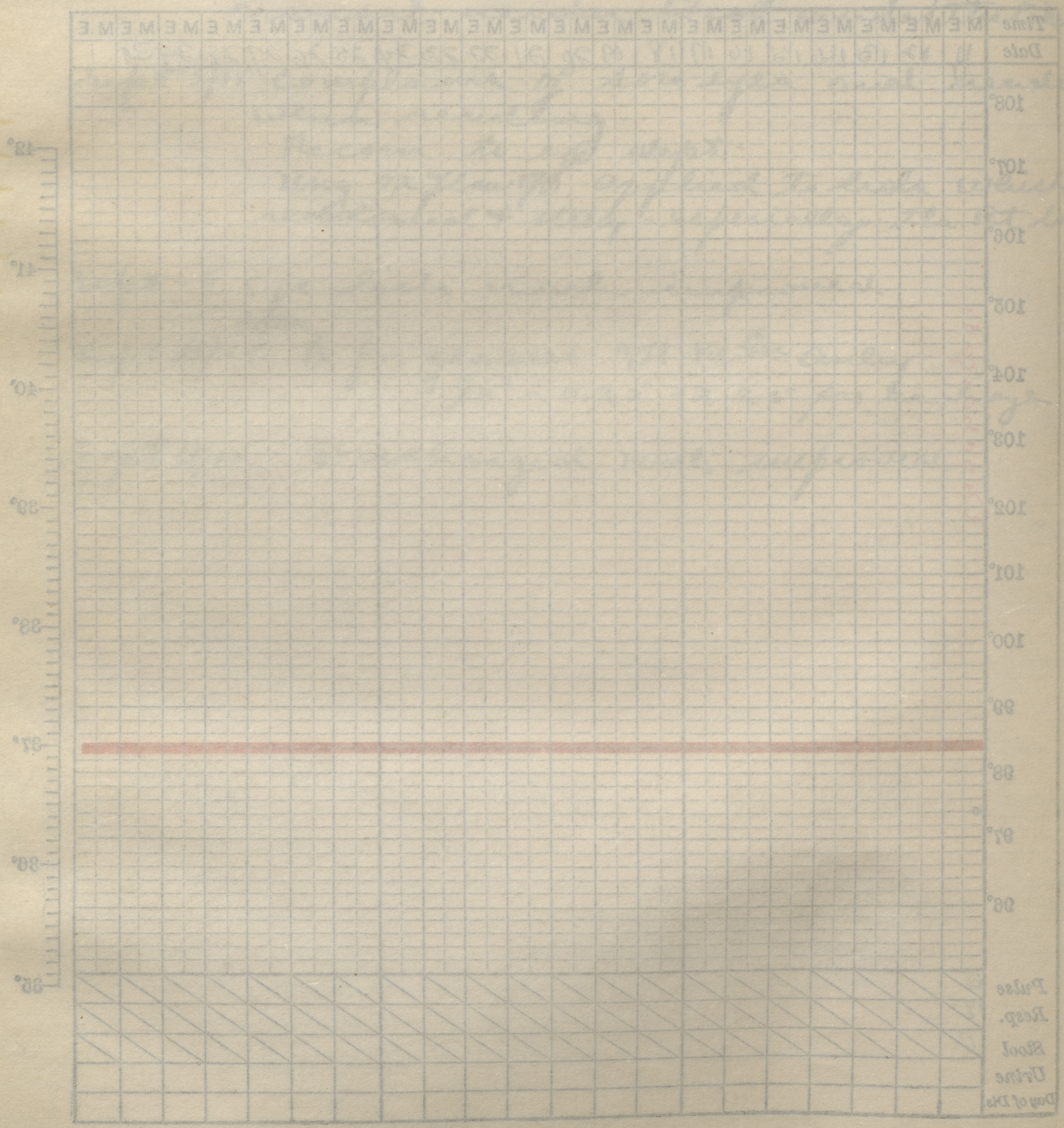

Form 7

ROYAL VICTORIA HOSPITAL

Name Ada Newson. Date Aug. 21st 1915 -

Aug. Sept.

Time	M	E	M	E	M	E	M	E	M	E	M	E	M	E	M	E	M	E	M	E	M	E	M	E	M	E	M	E	M	E
Date	21	22	23	24	25	26	27	28	29	30	31		1		2		3		4		5		6		7		8		9	
Pulse	100	72	84	68	60	60	72	84	80	100	76		80		96		80		80		80		76		80		80		100	
Resp.	20	20	20	20	20	20	20	18	20	20	20		20		20		20		20		20		20		20		18		20	
Stool		1	1	1	0	0	1	1	0	1	0		1		0		1		0		0		0		0		0		1	
Urine																														
Day of Dis.																														

108° 107° 106° 105° 104° 103° 102° 101° 100° 99° 98° 97° 96°

42° 41° 40° 39° 38° 37° 36° 35°

Admitted

OP

ROYAL VICTORIA HOSPITAL

Name _____ Date _____

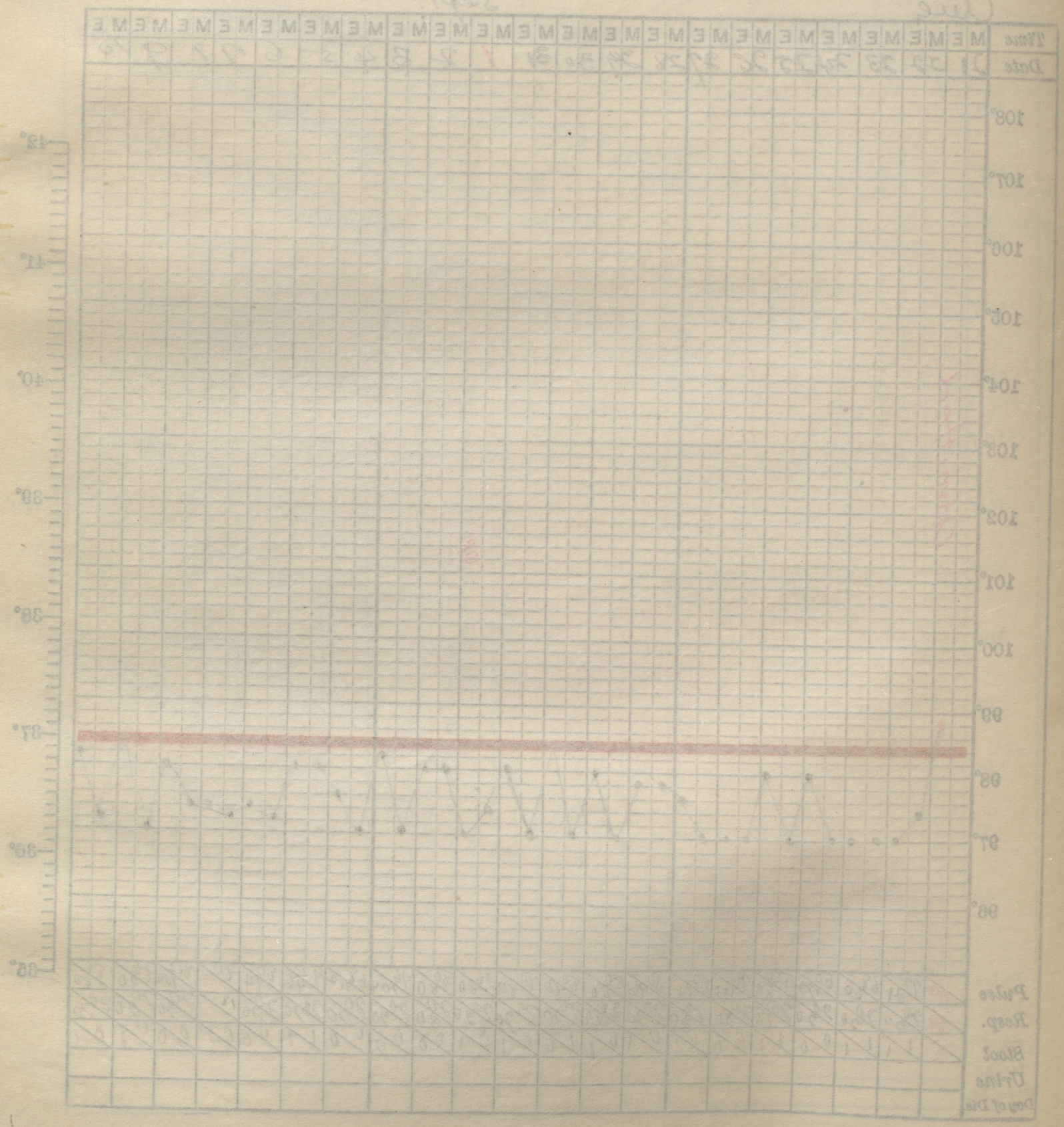

Physical Examination :

Form 51 5000-2-14

Royal Victoria Hospital

SPECIAL EXAMINATION

Date Sept 3 1915

Name of Patient Newson *Bed No.* *Ward* m

Nature of Examination required Eyes

Error of Refraction ?

Attending Physician Dr Jamieson

Medical Diagnosis Ch. Rhin. phar.

Report of Specialist

Normal Fundi Discs in Eyes
On Tuesday next at 2 p.m. & at
2.30 p.m. Send to O.P.D. at 3 p.m.
Rp Mag Hydrarg Ox flav 1% 2×8 Dr Eyes.

Examined by Alex W Duke

Date Sept 3/15

Sept 10/15

Glasses ordered

90° - 0.25 - 2.25 for each eye

Alex

C.A.

6M-Form 164-2-15.

DEPARTMENT Ot Laryn **Royal Victoria Hospital**

Case No. 6072 *Hospital No.* *Date of Admission,* Aug 23 1915

Name (in full) Chorest gio. *Address* 711 Lartigue ave

Occupation School *Age* 12 *Single, ~~Married, Widowed~~*

Birthplace Can *Religion* R.C.

In service Dr. Jamieson *Recommended by* O.D.

Complains of the following : Aden + Tonsils
atresia Rt-and meatus

History of Development of Present Condition : admitted for operation

Family History : V a

Previous Health : V

Previous Admissions : V

Diagnosis for Indexing : Chr. Tonsillitis
Adenoids

Operation or Treatment : Tonsillectomy
Adenoidectomy

Detailed Diagnosis :

Result *Cured* V
Improved
Not Improved
Not Treated
Died

Date of Discharge : Aug 29 1915 *Clinical Clerk.* q.c.a.

Treatment & Diary:

Aug 23/15

Adenoridectomy
Tonsillectomy } Dr Jamieson E+C

Aug 24/15- Patient had fairly severe hemorrhage last night, from Rt tonsil bed. Clamp applied + controlled bleeding.

Aug 29/15 Discharged.

Form 7.

Dr. Anderson

Heart Lungs & abdomen

73806
6072.

ROYAL VICTORIA HOSPITAL

Name Geo. Charest Date Aug. 23rd 1915.

Aug.

Time	M	E	M	E	M	E	M	E	M	E	M	E	M	E	M	E	M	E	M	E	M	E	M	E	M	E	M	E	M	E	M	E
Date	23		24		25		26		27		28		29		30		31															

108° 107° 106° 105° 104° 103° 102° 101° 100° 99° 98° 97° 96°

42° 41° 40° 39° 38° 37° 36° 35°

Admitted Aug 23rd

Discharged

Pulse	94		120	110	120	100	100	100	96	92	88	92	94																			
Resp.	20		20	20	18	20	20	20	20	20	20	20	20																			
Stool			0	0	0	0	1	0	0	0	1	0																				
Urine																																
Day of Dis.			1		2		3		4		5		6																			

ROYAL VICTORIA HOSPITAL

Name _____ Date _____

Time	M	E	M	E	M	E	M	E	M	E	M	E	M	E	M	E	M	E	M	E	M	E	M	E	M	E	M	E	M	E	M	E	M	E
Date																																		

108°	
107°	
106°	
105°	
104°	
103°	
102°	
101°	
100°	
99°	
98°	
97°	
96°	
Pulse	
Resp.	
Blood	
Urine	
Day of Dis	

Physical Examination :

Heart Lungs & abd- neg

6M-Form 164-2-15.

DEPARTMENT Oto Laryn **Royal Victoria Hospital**

Case No. 6073 *Hospital No.* *Date of Admission,* Aug 23 1915

Name (in full) Shapiro max *Address* 34 cuthbert St

Occupation Shoemaker *Age* 30 ~~*Single, Married,*~~ *Widowed*

Birthplace Russia *Religion* Heb

In service Dr. Jamieson *Recommended by* O.D.

Complains of the following : Difficulty in swallowing - Anorexia Marked sore throat Headache

History of Development of Present Condition :

Condition initiated with a slight chill six days ago and has grown progressively worse. He comes in for treatment Exam - shows Rt tonsil protruding and peritonsillar abcess Both tonsils inflammed & enlanged

Family History : F - D - a 48 cause?
M -
Bro a T W

Previous Health : good

Previous Admissions : L

Diagnosis for Indexing : ac. Tonsillitis *Operation or Treatment :* incision of abcess
Peritonsillar abcess Rt

Detailed Diagnosis :

Result *Cured* L
Improved
Not Improved
Not Treated
Died

Date of Discharge : Aug 25/15 *Clinical Clerk* G.C.A.

Treatment & Diary:

Aug 23 - Pentonsillar abcess incised - yello
green pus obtained

Aug 24 Pat much better

Aug 25 Discharged - advised to have
tonsils removed later

Form 7.

6073

73805

Dr. Anderson

ROYAL VICTORIA HOSPITAL

Name May Shapiro. Date Aug. 23rd 1915.

Aug.

Time	M	E	M	E	M	E	M	E	M	E	M	E	M	E	M	E	M	E	M	E	M	E	M	E	M	E	M	E	M	E
Date	23	24	25	26	27	28	29	30	31																					

108° 107° 106° 105° 104° 103° 102° 101° 100° 99° 98° 97° 96°

42° 41° 40° 39° 38° 37° 36° 35°

Operation Aug 25

Discharged Aug 29

Pulse	R	52	60	68	60																									
Resp.	R	18	20	20	20																									
Stool		0	1	1	0																									
Urine																														
Day of Dis.			1	2	3	4	5	6																						

ROYAL VICTORIA HOSPITAL

Name _____ Date _____

Time	M	E	M	E	M	E	M	E	M	E	M	E	M	E	M	E	M	E	M	E	M	E	M	E	M	E	M	E	M	E	M	E	M	E	M	E
Date																																				

108°	
107°	
106°	
105°	
104°	
103°	
102°	
101°	
100°	
99°	
98°	
97°	
96°	

41°	
40°	
39°	
38°	
37°	
36°	
35°	

Pulse
Resp.
Stool
Urine
Day of Dis

Physical Examination :

Heart Lungs & abd neg -

6M-Form 164-2-15.

DEPARTMENT Oto Laryn **Royal Victoria Hospital**

Case No. 6074 Hospital No. Date of Admission, Aug 23 1915

Name (in full) Chisholm Rosy Address Lost River Que

Occupation home Age 13 Single, ~~Married, Widowed~~

Birthplace Can Religion Prot

In service Dr. Jamieson Recommended by Dr Mason (Lachute)

Complains of the following : Tonsils & adenoids

History of Development of Present Condition : admitted for oper

Family History : V

Previous Health : V

Previous Admissions : V

Diagnosis for Indexing : Chr. Tonsillitis. Adenoids Operation or Treatment : Adenoidectomy Tonsillectomy

Detailed Diagnosis :

Result Cured ✓
Improved
Not Improved
Not Treated
Died

Date of Discharge : Aug 27 1915 Clinical Clerk. g.c.a.

Treatment & Diary:

aug 23/15 Tonsillectomy } Dr Jamieson & Co
adenoidectomy }

Tonsils were very large - a subacute condition existing

aug 24/15 patient in good condition

aug 27/15 Discharged

Form 7.

Physical Examination:

Heart lungs & abd negy

Dr. Anderson

7380/3/607

ROYAL VICTORIA HOSPITAL

Name Rory Chisholm. Date Aug. 23rd 1915.

Aug.

Time	M	E	M	E	M	E	M	E	M	E	M	E	M	E	M	E	M	E	M	E	M	E	M	E	M	E	M	E	M	E	M	E
Date	23		24		25		26		27		28		29		30		31															

108° 107° 106° 105° 104° 103° 102° 101° 100° 99° 98° 97° 96°

42° 41° 40° 39° 38° 37° 36° 35°

Admitted Ward 1

Discharged

Pulse	76		104		78		68		78		64		80																	
Resp.	20		20		20		20		20		18		20																	
Stool			0	0			0	1			0	1		0																
Urine																														
Day of Dis.			1		2		3		4		5		6																	

ROYAL VICTORIA HOSPITAL

Name _____ Date _____

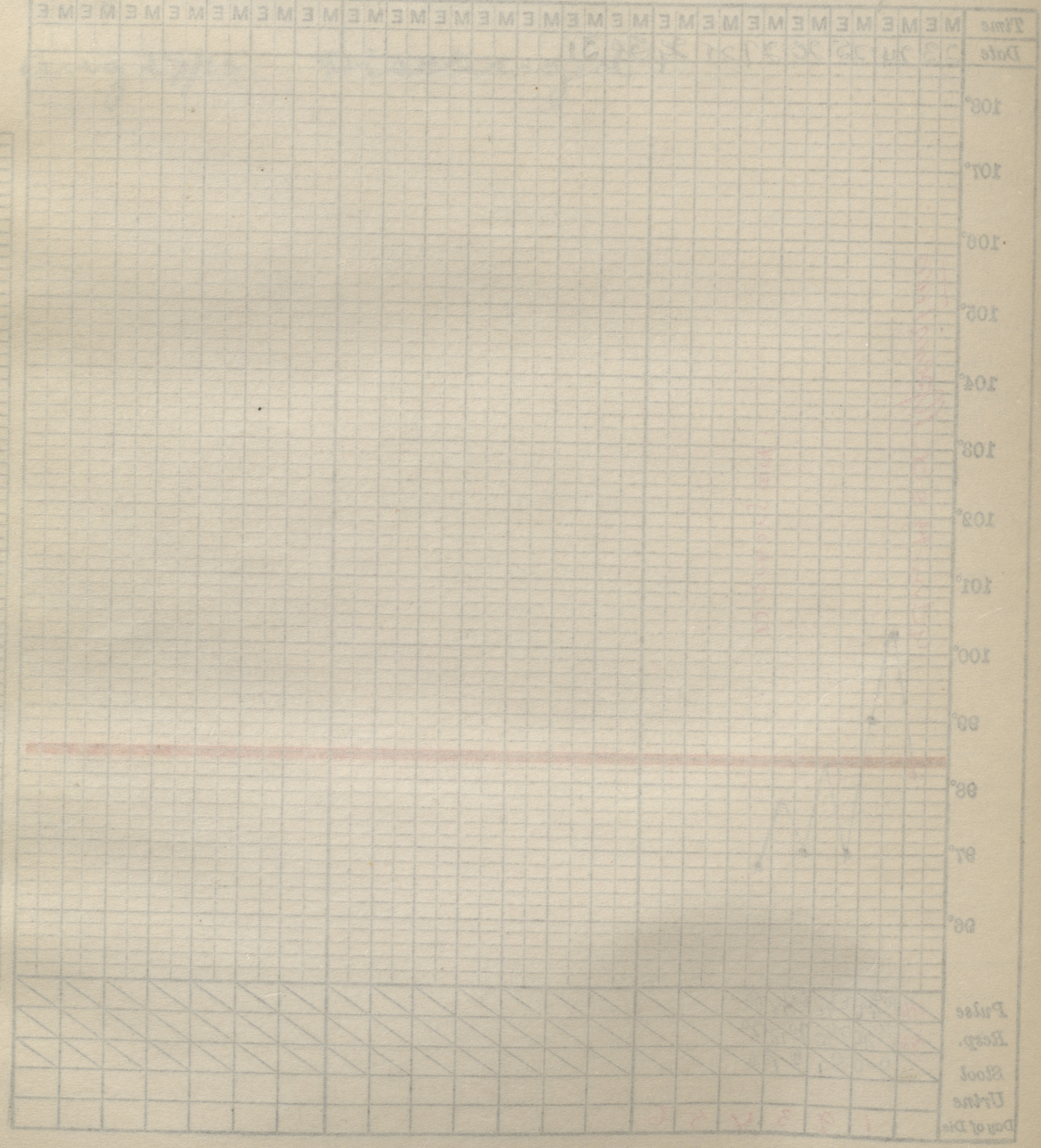

Physical Examination :

Heart lungs & abd neg

6M-Form 164-2-15.

DEPARTMENT Oto Laryn **Royal Victoria Hospital**

Case No. 6075 *Hospital No.* *Date of Admission,* Aug 23 1915

Name (in full) Ford Lena *Address* 7 Conrosol St

Occupation Service *Age* 20 *Single, ~~Married, Widowed~~*

Birthplace Can *Religion* meth

In service Dr. Jamieson *Recommended by* O.D.

Complains of the following : Adenoids

History of Development of Present Condition : Admitted for operation

Family History : ✓

Previous Health : ✓

Previous Admissions : ✓

Diagnosis for Indexing : Adenoids *Operation or Treatment :* Adenoidectomy

Detailed Diagnosis :

Result *Cured* ✓
Improved
Not Improved
Not Treated
Died

Date of Discharge : Aug 25 1915 *Clinical Clerk.* q.c.a.

Treatment & Diary:

Aug 23/15 Adenoidectomy Dr Jamieson
E+C

Aug 25 Discharged Cured

Form 7

Physical Examination:

Dr. Anderson

ROYAL VICTORIA HOSPITAL

Name Lena Ford Date Aug. 23rd 1915

Time	M	E	M	E	M	E	M	E	M	E	M	E	M	E	M	E	M	E	M	E	M	E	M	E	M	E	M	E	M	E	M	E
Date	Aug 23		24		25		26		27		28		29		30																	
Pulse	76		68		80																											
Resp.	20		20		20																											
Stool			0		1		0																									
Urine																																
Day of Dis.			1		2		3		4		5		6																			

108° 107° 106° 105° 104° 103° 102° 101° 100° 99° 98° 97° 96°

42° 41° 40° 39° 38° 37° 36° 35°

Admitted to Ward

Pulse 76

ROYAL VICTORIA HOSPITAL

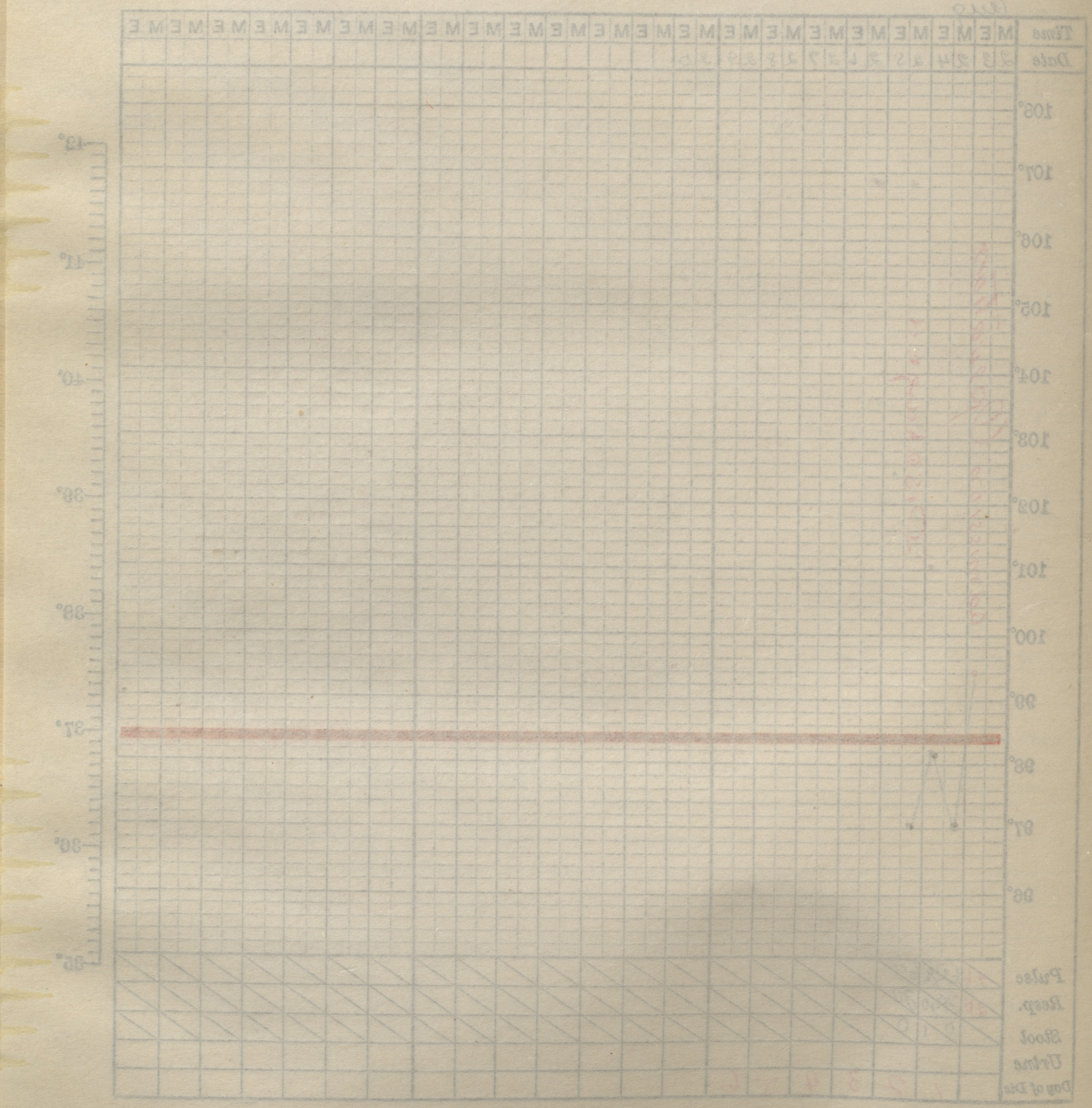
Time
Date
M E M E M E

Physical Examination :

Heart Lungs + abd neg

6M-Form 164-2-15.

DEPARTMENT Oto Laryn **Royal Victoria Hospital**

Case No. 6076 *Hospital No.* *Date of Admission,* aug 23 1915

Name (in full) Tremblay Cecile *Address* 2123 Fullum St.

Occupation Child *Age* 11 *Single, ~~Married, Widowed~~*

Birthplace Can *Religion* R. C.

In service Dr. Jamieson *Recommended by* O, D,

Complains of the following : aden + Tonsils

History of Development of Present Condition : Admitted for operation

Family History : ✓

Previous Health : ✓

Previous Admissions : ✓

Diagnosis for Indexing : Chr. Tonsillitis Adenoids *Operation or Treatment :* Adenoidectomy Tonsillectomy

Detailed Diagnosis :

Result *Cured* ✓
Improved
Not Improved
Not Treated
Died

Date of Discharge : aug 25/15 *Clinical Clerk.* g.c.a.

Treatment & Diary:

aug 23/15. Adenoidectomy } Dr Jamieson
Tonsillectomy }

E + C

aug 25/15 Discharged

Form 7.

Dr. Anderson.

ROYAL VICTORIA HOSPITAL

Name Cecile Trembray Date Aug. 23rd 1915

Aug

Time	M	E	M	E	M	E	M	E	M	E	M	E	M	E	M	E	M	E	M	E	M	E	M	E	M	E	M	E	M	E	M	E
Date	23		24		25		26		27		28		29		30																	

108° 107° 106° 105° 104° 103° 102° 101° 100° 99° 98° 97° 96°

42° 41° 40° 39° 38° 37° 36° 35°

Admission Temp

Discharged

Pulse	80	90	88					
Resp.	20	30	20					
Stool		0	0					
Urine								
Day of Dis.		1	2	3	4	5	6	

Form 7

Treatment & Diet:

Aug 23/15 Adenoidectomy } Dr Jennings
Tonsillectomy }

ROYAL VICTORIA HOSPITAL

Discharged

Name Cecile Tremblay Date Aug. 23rd 1915

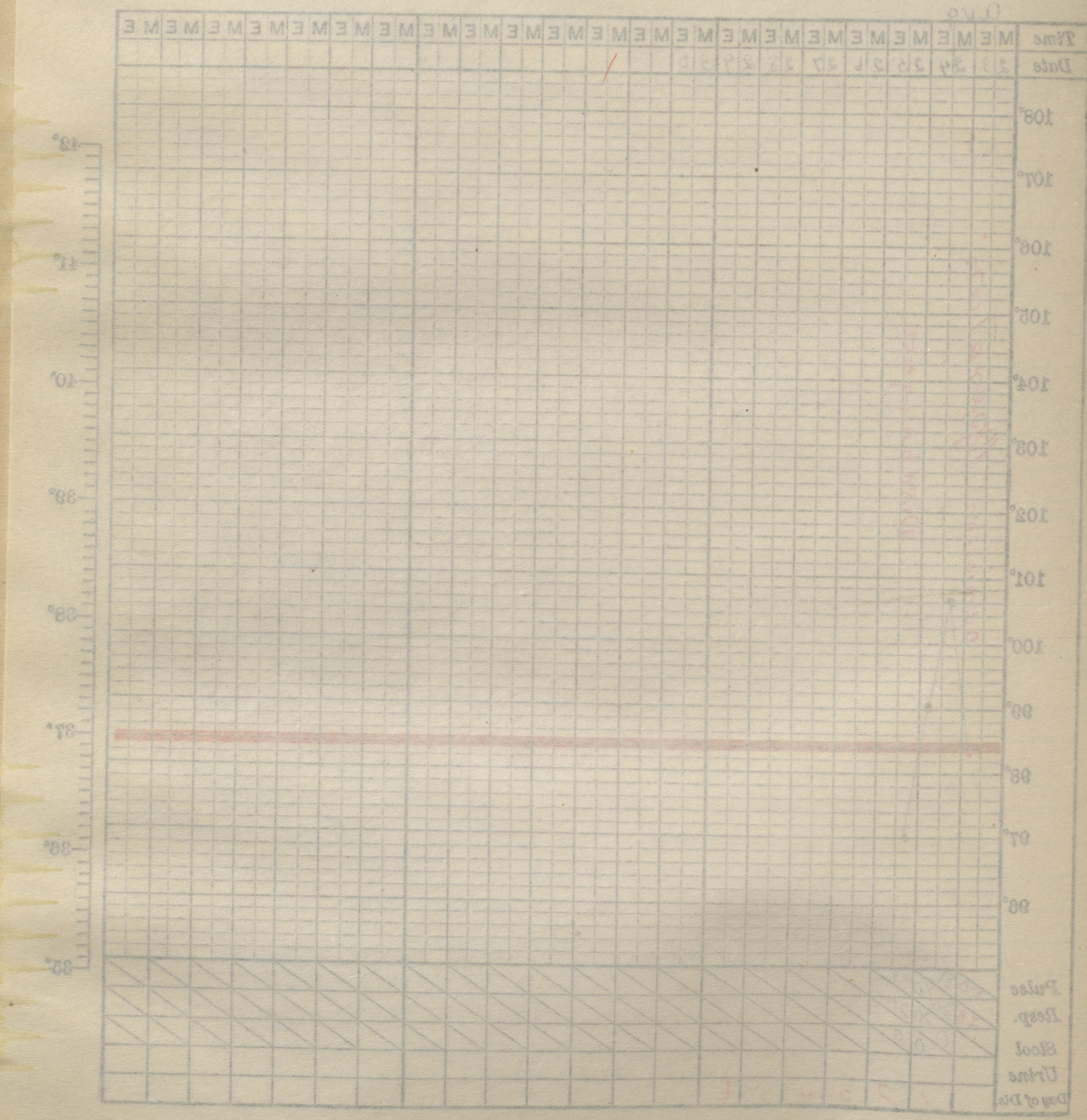
Time
Date
M E M E M E

Physical Examination :

Heart Lungs + abd. neg.

6M-Form 164-2-15.

DEPARTMENT Oto Laryn **Royal Victoria Hospital**

Case No. 6077 *Hospital No.* *Date of Admission,* Aug 23 1915

Name (in full) Tremblay Blanche *Address* 2123 Fullum St

Occupation Child *Age* 8 *Single, ~~Married, Widowed~~*

Birthplace Can *Religion* R.C.

In service Dr. Jamieson *Recommended by* O.D.

Complains of the following : Adenoids & Tonsils

History of Development of Present Condition : admitted for operation

Family History : ✓

Previous Health : ✓

Previous Admissions : ✓

Diagnosis for Indexing : Chr. Tonsillitis, Adenoids *Operation or Treatment :* Adenoidectomy, Tonsillectomy

Detailed Diagnosis :

Result *Cured* ✓
Improved
Not Improved
Not Treated
Died

Date of Discharge : Aug 25, 1915 *Clinical Clerk.* g.c.a.

Treatment & Diary:

Aug 23/15 Adenoidectomy
Tonsillectomy Under } Dr Jamieson

E+C

Aug 25/15 Discharged

Form 7.

Dr. Anderson

ROYAL VICTORIA HOSPITAL

Name Blanche Tremblay Date Aug. 23rd 1915

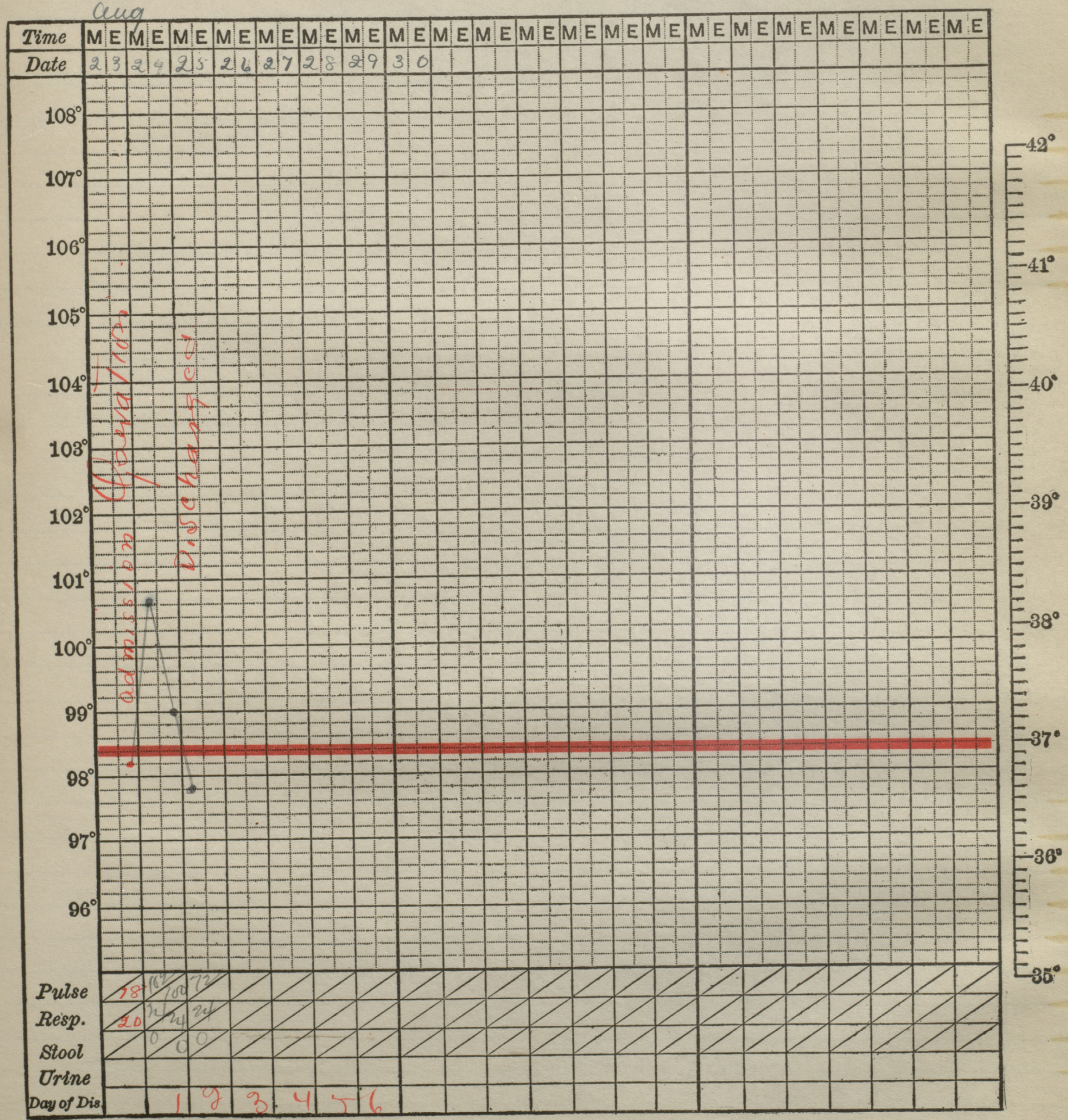

ROYAL VICTORIA HOSPITAL

Name _____ Ward _____ Date _____

Time	M	E	M	E	M	E	M	E	M	E	M	E	M	E	M	E	M	E	M	E	M	E	M	E	M	E	M	E	M	E	M	E	M	E	M	E
Date																																				

108°	
107°	
106°	
105°	
104°	
103°	
102°	
101°	
100°	
99°	
98°	
97°	
96°	
	Pulse
	Resp.
	Blood
	Urine
	Day of Dis.

42°	
41°	
40°	
39°	
38°	
37°	
36°	
35°	

Physical Examination :

Heart Lungs & abd neg

6M-Form 164-2-15.

DEPARTMENT Oto Laryn **Royal Victoria Hospital**

Case No. 6078 *Hospital No.* *Date of Admission,* Aug. 23, 1913

Name (in full) Tremblay Edmund

Address 2123 Jullien St

Occupation child *Age* 9 *Single,* ~~*Married, Widowed*~~

Birthplace Can *Religion* R. C.

In service Dr. Jamieson *Recommended by* O.D.

Complains of the following : aden + Tonsils

History of Development of Present Condition : admitted for operation

Family History : ✓

Previous Health : ✓

Previous Admissions : ✓

Diagnosis for Indexing : Chr. Tonsillitis adenoids *Operation or Treatment :* Adenoidectomy Tonsillectomy

Detailed Diagnosis :

Result *Cured* ✓
Improved
Not Improved
Not Treated
Died

Date of Discharge : Aug 26 1913 *Clinical Clerk.* g.c.a.

Treatment & Diary:

Aug 23/15 Adenoidectomy
Tonsillectomy & Under } Dr Anderson

E + C

Aug 25/15 Discharged

Form 7.

Physical Examination

Heart lungs + abd negt

Dr. Anderson

ROYAL VICTORIA HOSPITAL

Name Edmund Tremblay Date Aug. 23rd 1915

Aug

Time	M	E	M	E	M	E	M	E	M	E	M	E	M	E	M	E	M	E	M	E	M	E	M	E	M	E	M	E	M	E	M	E	M	E
Date	23		24		25		26		27		28		29		30																			

108° 107° 106° 105° 104° 103° 102° 101° 100° 99° 98° 97° 96°

42° 41° 40° 39° 38° 37° 36° 35°

Admission

Operation

Discharged

Pulse	90	80	86				
Resp.	24	20	20				
Stool		0	0				
Urine							
Day of Dis.		1	2	3	4	5	6

ROYAL VICTORIA HOSPITAL

Name _____ Date _____

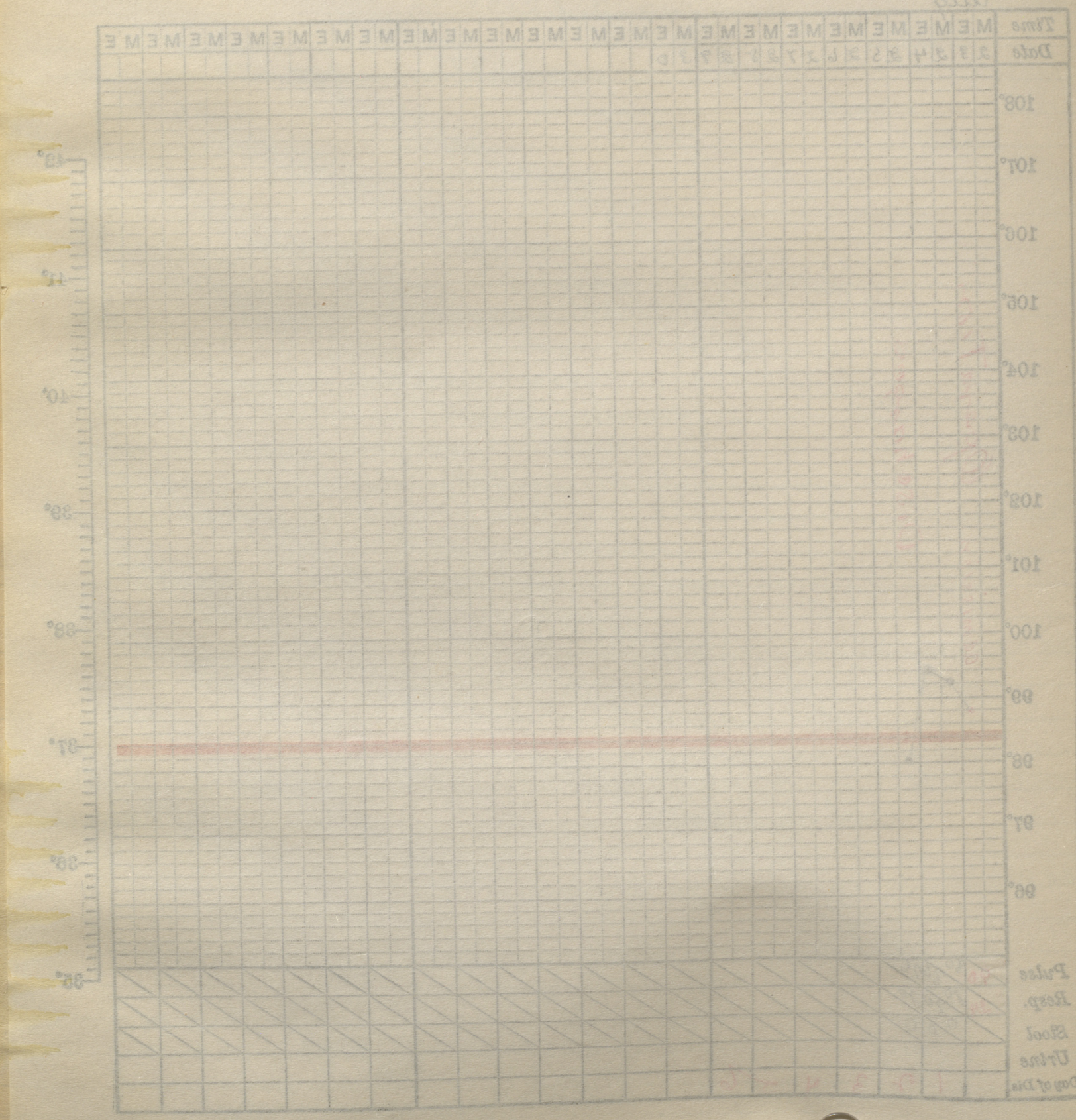

Physical Examination :

Heart lungs & abd neg

6M-Form 164-2-15.

DEPARTMENT Oto Laryn **Royal Victoria Hospital**

Case No. 6079 *Hospital No.* *Date of Admission,* Aug 23 1915

Name (in full) Lonzon Victor *Address* 817 Mt Royal East

Occupation Barber *Age* 24 *Single,* ~~*Married, Widowed*~~

Birthplace Can *Religion* R.C.

In service Dr. Jamieson *Recommended by* O.D.

Complains of the following : aden + Tonsils

History of Development of Present Condition : admitted for operation

Family History : ✓

Previous Health : ✓

Previous Admissions : ✓

Diagnosis for Indexing : adenoids
Chr. Tonsillitis

Operation or Treatment : adenoidectomy
Tonsillectomy

Detailed Diagnosis :

Result *Cured* ✓
Improved
Not Improved
Not Treated
Died

Date of Discharge : Aug 25/15 *Clinical Clerk.* g.c.a.

Treatment & Diary:

aug 23/15 adenoidectomy
Tonsillectomy } Dr Jamieson
Etc.

aug 26/15 discharged

Form 7.

Physical Examination

Dr. Anderson -

ROYAL VICTORIA HOSPITAL

Name Victor Levzon Date Aug. 23rd 1915

Aug

Time	M	E	M	E	M	E	M	E	M	E	M	E	M	E	M	E	M	E	M	E	M	E	M	E	M	E	M	E	M	E	M	E
Date	23		24		25		26		27		28		29		30																	

108° 107° 106° 105° 104° 103° 102° 101° 100° 99° 98° 97° 96°

42° 41° 40° 39° 38° 37° 36° 35°

Operation Removal of Tonsils & adenoids

Pulse	60		64	60	64																											
Resp.	18		20	20	20																											
Stool			0	0	1																											
Urine																																
Day of Dis.			1		2		3		4		5		6																			

ROYAL VICTORIA HOSPITAL

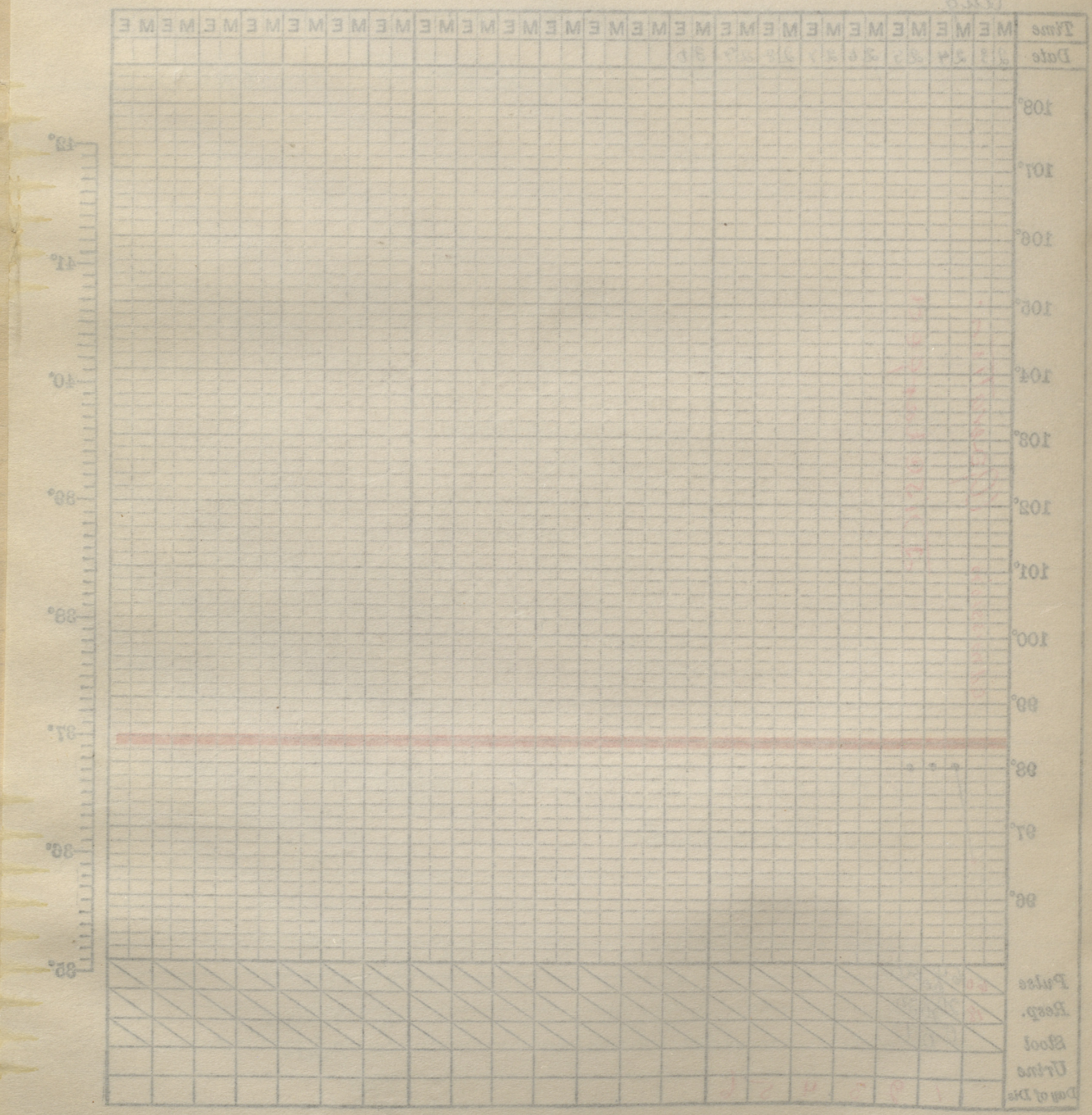
Time
Date
M E M E M E

Physical Examination :

Heart lung + abd neg

6M-Form 164-2-15.

DEPARTMENT Oto Laryn **Royal Victoria Hospital**

Case No. 6080 Hospital No. 7380 Date of Admission, Aug 23 1915

Name (in full) Walker Jamima

Address 912 Conte St

Occupation Cook Age 22 Single, ~~Married, Widowed~~

Birthplace Eng Religion Prot

In service Dr. Jamieson Recommended by Read

Complains of the following: React. Hemorrhage following Tonsillectomy

History of Development of Present Condition: Patient operated on Aug 18/15 about 6 P.M. Aug 22/15 oozing started and has continued. A large ill formed clot appears on rt tonsil bed - Ice collar applied Morphia gr ¼

Family History: ✓

Previous Health: ✓

Previous Admissions: ✓

Diagnosis for Indexing: Secondary Hemorrhage following Tonsillectomy

Operation or Treatment:

Detailed Diagnosis:

Result Cured ✓
Improved
Not Improved
Not Treated
Died

Date of Discharge: Aug 28/15 Clinical Clerk. g.c.a.

Treatment & Diary :

Form 7

Dr. Anderson.

6080
73801

ROYAL VICTORIA HOSPITAL

Name Jemina Walker Date Aug 23-9 1915

Aug

Time	M	E	M	E	M	E	M	E	M	E	M	E	M	E	M	E	M	E	M	E	M	E	M	E	M	E	M	E	M	E
Date	23		24		25		26		27		28		29		30		31													

108° 107° 106° 105° 104° 103° 102° 101° 100° 99° 98° 97° 96°

42° 41° 40° 39° 38° 37° 36° 35°

Administration

Pulse Chart

Pulse	92	88	100	96	88	88	82	96	68	80	76																			
Resp.	20	20	20	20	20	20	20	20	20	18	20																			
Stool		0	0	0	1	1	0	0	0																					
Urine																														
Day of Dis.																														

ROYAL VICTORIA HOSPITAL

Name _____ Date _____

Time	M	E	M	E	M	E	M	E	M	E	M	E	M	E	M	E	M	E	M	E	M	E	M	E	M	E	M	E	M	E	M	E	M	E	M	E
Date																																				

108°
107°
106°
105°
104°
103°
102°
101°
100°
99°
98°
97°
96°
95°

Pulse
Resp.
Stool
Urine
Day of Dis

Physical Examination :

6M-Form 164-2-15.

DEPARTMENT Oto Laryn **Royal Victoria Hospital**

Case No. 6081 Hospital No. Date of Admission, Aug 23 1915

Name (in full) Lavigine napoleon Address 1257 Papineau St

Occupation Laborer Age 34 Single, ~~Married, Widowed~~

Birthplace Can Religion R.C.

In service Dr. Jamieson Recommended by O.D.

Complains of the following : Adens & Tonsils

History of Development of Present Condition : Came to O.D. with peritonsillar abcess about 1 wk ago. incised - advised to return later for opeation

Family History : ✓

Previous Health : ✓

Previous Admissions : ✓

Diagnosis for Indexing : Chronic Tonsilitis Adenoids

Operation or Treatment : Tonsillectomy Adenoidectomy

Detailed Diagnosis :

Result Cured ✓
Improved
Not Improved
Not Treated
Died

Date of Discharge : Aug 27/15 Clinical Clerk. g.c.a.

Treatment & Diary:

aug 23/15 Tonsillectomy
Adenoidectomy } Dr Jamieson Etc

aug 25/15 Throat rather injected and some clot on either side

aug 25 Discharged

Form 7

Physical Examination:

Heart lungs + abdomen.

Dr. Anderson

13804
6881

ROYAL VICTORIA HOSPITAL

Name Nap. Lavigne Date Aug 23rd 1915.

Aug.

Time	M	E	M	E	M	E	M	E	M	E	M	E	M	E	M	E	M	E	M	E	M	E	M	E	M	E	M	E	M	E
Date	23	24	25	26	27	28	29	30																						

108° 107° 106° 105° 104° 103° 102° 101° 100° 99° 98° 97° 96°

42° 41° 40° 39° 38° 37° 36° 35°

admitted

Discharged

Pulse	90	108	90	92	80	80	76																							
Resp.	20	20	20	20	20	20	20																							
Stool		0	0	1	0	1	0																							
Urine																														
Day of Dis.		1	2	3	4	5	6																							

ROYAL VICTORIA HOSPITAL

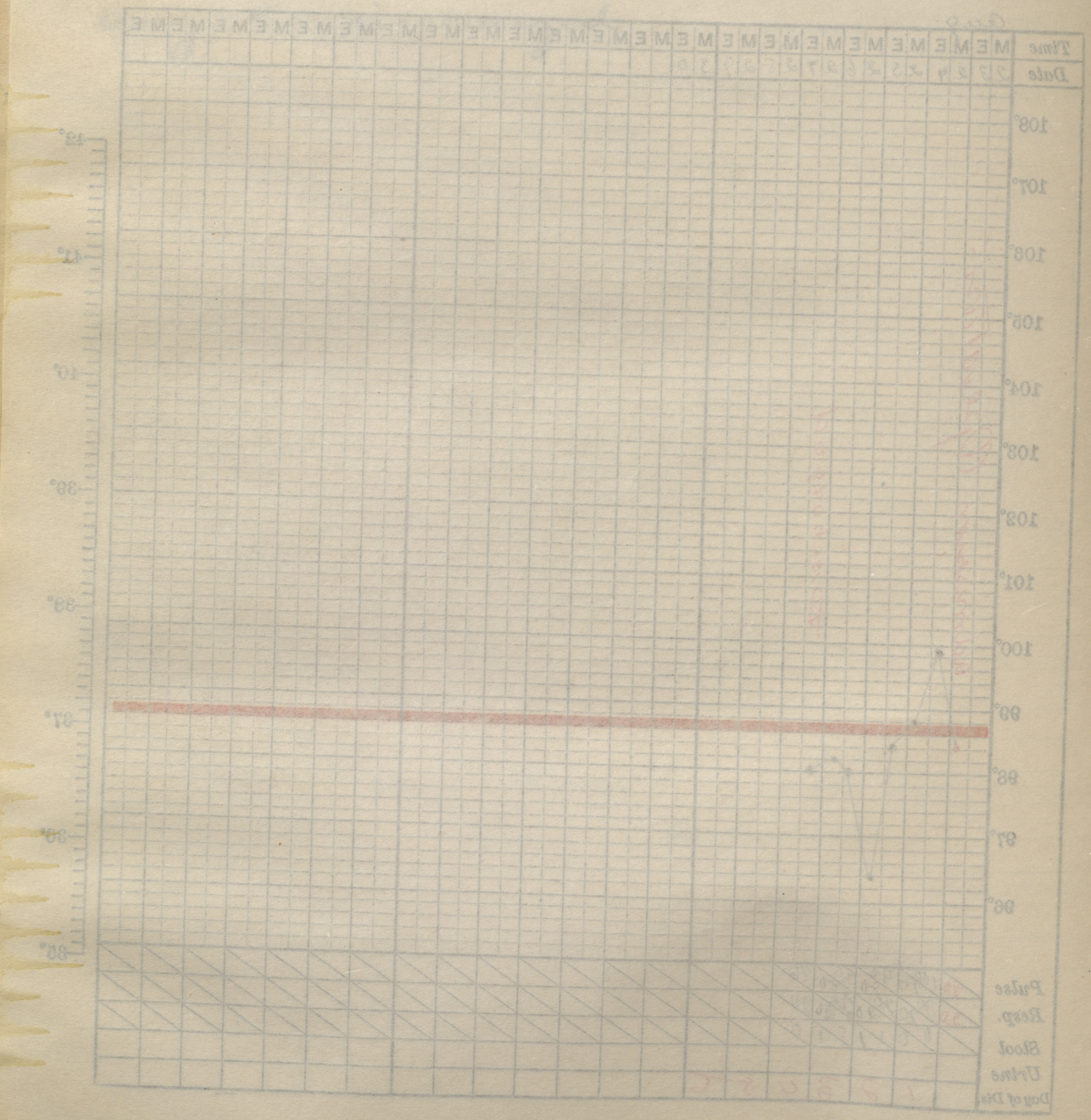
Time
Date
M E M E M E

Physical Examination :

Heart Lungs + abd- neg.

2M-Form 164-12-14.

DEPARTMENT Oto Laryn **Royal Victoria Hospital**

Case No. 6082 Hospital No. Date of Admission, Aug. 23, 1915

Name (in full) Clayton Angus

Address 806 Dorchester

Occupation Clerk Age 33 - ~~Single~~, Married, ~~Widowed~~

Birthplace Conn Religion Prot

In service Dr. Jamieson Recommended by Dr Jamieson

Complains of the following : nasal obstruction

History of Development of Present Condition : admitted for operation

Family History : ✓

Previous Health : ✓

Previous Admissions : ✓

Diagnosis for Indexing : Dev. Septum Operation or Treatment : Killian Submucous resection

Detailed Diagnosis :

Result Cured ✓
Improved
Not Improved
Not Treated
Died

Date of Discharge : Aug 25/15 Clinical Clerk. G.C.A.

Treatment & Diary:

aug 23/15 Submucous Resection of Septum
Dr Jamieson - local anaesthetic
Operation thru Rt nostril - nares
packed & Iodoform gauze. Ice comp
to nose
Patient very nervous -

aug 24 - packing removed. Slight
hemorrhage

aug 25 Discharged

Form 7.

6082
73789

Dr. Anderson

ROYAL VICTORIA HOSPITAL

Name Mr. Angus Clayton Date Aug. 23rd. 1915

Aug. Sept.

Time	M	E	M	E	M	E	M	E	M	E	M	E	M	E	M	E	M	E	M	E	M	E	M	E	M	E	M	E	M	E	M	E
Date	23		24		25		26		27		28		29		30		31		1		2		3		4		5		6		7		8		9		10		11		12	

108° 107° 106° 105° 104° 103° 102° 101° 100° 99° 98° 97° 96°

42° 41° 40° 39° 38° 37° 36° 35°

Operation - Glands of Neck

Discharged

Pulse	130		72		84		92		72																							
Resp.	28		16		16		20		20																							
Stool			1		0		0		1																							
Urine																																
Day of Dis.																																

ROYAL VICTORIA HOSPITAL

Name _____ Date _____

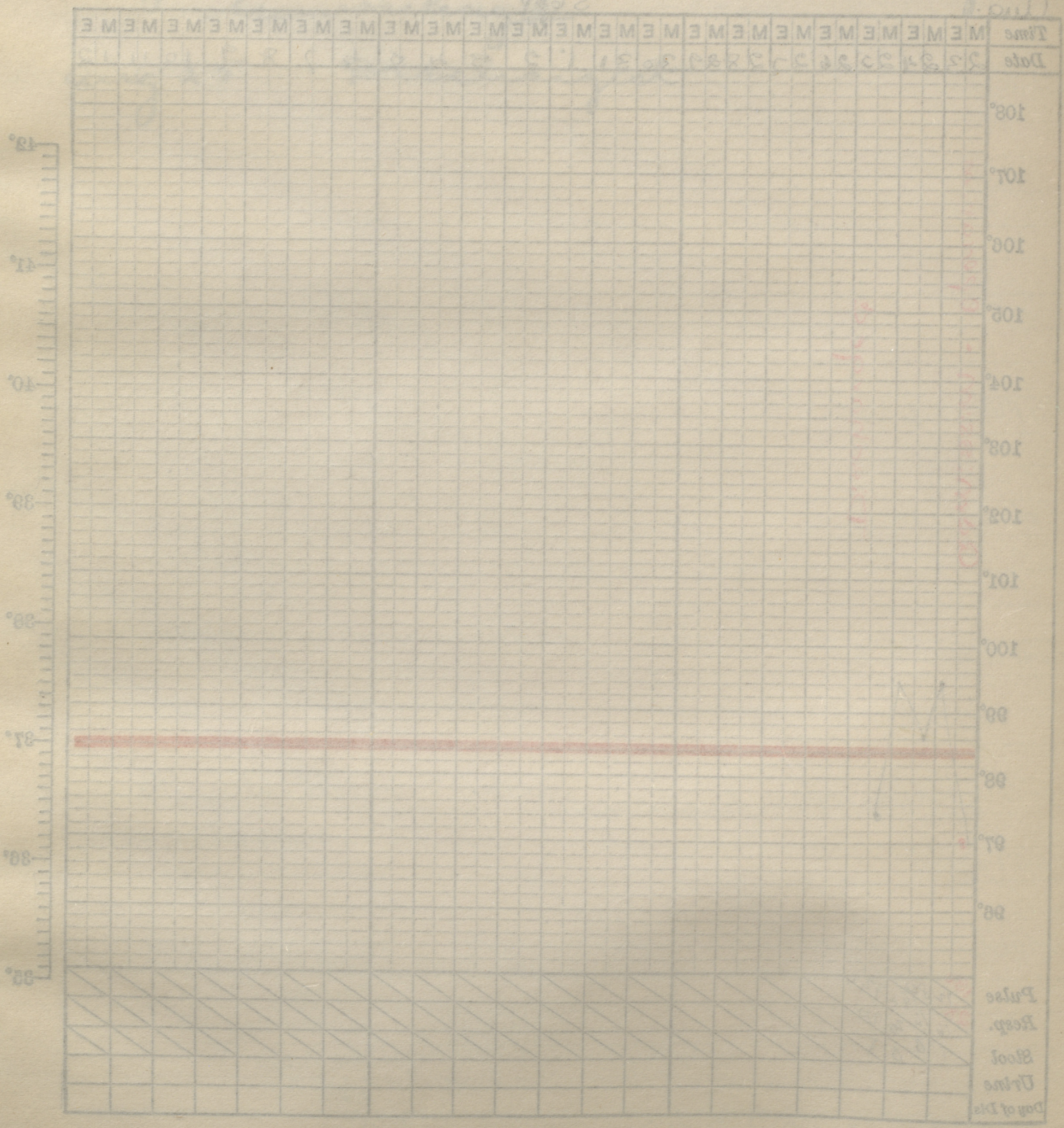

Form 80. 10m-5-14

ROYAL VICTORIA HOSPITAL

DOCTOR'S ORDERS

Name Mr. Angus Clayton Date of Admission Aug 23rd 1915

DATE	DIET	MEDICINE	SPECIAL TREATMENTS
9.23rd			Admission
	Soft diet		Operation
			Iced Compresses.
24	Fluid & Chicken		
25th			Discharged

Form 80. 10m-5-14

ROYAL VICTORIA HOSPITAL

DOCTOR'S ORDERS

Name Mr. Angus Clayton Date of Admission Aug. 23rd 191 5

DATE	DIET	MEDICINE	SPECIAL TREATMENTS
23rd	Soft d.e.r.		Admission Operation Nurse Comforteses. Discharged
25	Light diet		

Physical Examination :

Heart lungs + abd neg

6M-Form 164-2-15.

DEPARTMENT Oto Laryn **Royal Victoria Hospital**

Case No. 6083 *Hospital No.* *Date of Admission,* Aug 24 1915

Name (in full) Boganitzky David *Address* 2304 Papineau St

Occupation Clerk *Age* 19 *Single,* ~~*Married, Widowed*~~

Birthplace Russia *Religion* Heb

In service Dr. Jamieson *Recommended by* Dr White

Complains of the following : Adenoids + Enl Tonsils
Ingrown nail - ∞

History of Development of Present Condition : Admitted for operation

Family History : ✓

Previous Health : ✓

Previous Admissions : ✓

Diagnosis for Indexing : Chr. Hyp. Tonsillitis
Adenoids
Ingrown nail

Operation or Treatment : Adenoidectomy
Tonsillectomy
Excision of nail

Detailed Diagnosis :

Result *Cured* ✓
Improved
Not Improved
Not Treated
Died

Date of Discharge : Aug 30/15 *Clinical Clerk.* g.c.a.

Treatment & Diary:

Aug 25/15 Adenoidectomy } Dr White
Tonsillectomy }

Excision of nail on great toe left } Dr Sinks
Ether Dr Monir

Aug 30/15 Toe dressed - little pus at corner of nail - Suture removed
Discharged - To attend O.D. Surg

Form 7.

Dr. Andrews

ROYAL VICTORIA HOSPITAL

Name David Boganilsky Date Aug. 24th 1915.

Aug. Sept.

Time	M	E	M	E	M	E	M	E	M	E	M	E	M	E	M	E	M	E	M	E	M	E	M	E	M	E	M	E	M	E
Date	24	25	26	27	28	29	30	31	1	2	3	4	5	6																

108° 107° 106° 105° 104° 103° 102° 101° 100° 99° 98° 97° 96°

42° 41° 40° 39° 38° 37° 36° 35°

Admitted Aug 25th

Discharged Sept 6th

Pulse	92	60	60	64	60	68	72	60	60	64																				
Resp.	20	20	20	20	20	20	20	20	18	20																				
Stool		1	0	0	1	0	1	1	0																					
Urine																														
Day of Dis.			1	2	3	4	5	6	7	8	9	10	11	12																

ROYAL VICTORIA HOSPITAL

Name Date

Time	M	E	M	E	M	E	M	E	M	E	M	E	M	E	M	E	M	E	M	E	M	E	M	E	M	E	M	E	M	E	M	E
Date																																

108°
107°
106°
105°
104°
103°
102°
101°
100°
99°
98°
97°
96°

42°
41°
40°
39°
38°
37°
36°
35°

Pulse
Resp.
Blood
Urine
Day of Dis

Physical Examination :

Heart Lungs + abd neg

6M-Form 164-2-15.

DEPARTMENT Ot Laryn **Royal Victoria Hospital**

Case No. 6084 Hospital No. Date of Admission, Aug 24 1915

Name (in full) Archer Alice

Address 56 Bellevue Ave

Occupation Domestic Age 21 Single, ~~Married, Widowed~~

Birthplace Eng Religion Prot

In service Dr. Jamieson Recommended by Dr White

Complains of the following: Discharge from left ear - Deafness -

History of Development of Present Condition: From about age of 6, patient thinks following 1st attack of measles, there has been a discharge from the left ear. At this time there was an operation performed on the ear probably a paracentesis. The discharge is of a yellow green color and foul odor. One year ago there was some hemorrhage from the ear & she sought treatment. Deafness has persisted more or less since childhood - grown worse lately no tinnitus, no vertigo - no otalgia.

Family History: F - D - Cardiac Dis 42
M - D - Pneumonia 29
no cancer - tbc - no deafness

Previous Health: measles Childhood
Pertussis "

Previous Admissions: None

Diagnosis for Indexing: Chr. Supp. otitis. med. } Left
Chr. Mastoiditis }

Operation or Treatment: Radical Mastoid & Plastic

Detailed Diagnosis Dev. Septum
Spur on Left

Submucous Resn of Septum

Result Cured ✓
Improved
Not Improved
Not Treated
Died

Date of Discharge: Sept 18/15 Clinical Clerk. g.c.a.

Treatment & Diary:

Aug 26/15 Radical mastoid operation - Dr White
Ether - Dr Morris

The drum membrane was freed from the malleus in order that it might fall over openi of eustachian tube.
The usual skin incision was made, perio elevated and the spine (supra meatal) and land discerned. The bone was carefully chisled away exposing the antrum, the aditus and middle ear The parts were carefully curetted leaving no overh ledges of bone - Special care being taken to avoid th facial (VII) nerve.
A plastic operation done on ext. aud. Canal Iodoform gauze packed thru the plastic - Ext wound closed with 3 silk worm gut sutures small piece of gauze inserted to allow drai

Aug 28 - Wound dressed - drop of pus at lower an of wound - Suture & gauze removed - small str & gauze inserted. Patient feeling very well No temperature no pain.

Aug 31/15 Remaining sutures removed - Patient complains of darting pain at times.

Sept 2/15 Gauze plug removed from plastic wou flaps in good position and healing well Boracic pwd insufflated and dry dressing appl

Sept. 7/15 Syringed c/ H_2O_2 considerable discharg

Sept 12 - Ear looking very well - very little discharg which is incidental tubal. As there is a deviation of septal spur on left it is thot advisable to remove it.

Form 7

Dr. Anderson.

6084
73843

ROYAL VICTORIA HOSPITAL

Name Alice Archer Date Sept 14th 1915
Sept.

Time	M	E	M	E	M	E	M	E	M	E	M	E	M	E	M	E	M	E	M	E	M	E	M	E	M	E	M	E	M	E
Date	14		15		16		17		18		19		20		21		22		23		24		25		26		27		28		29	30

108° 107° 106° 105° 104° 103° 102° 101° 100° 99° 98° 97° 96°

42° 41° 40° 39° 38° 37° 36° 35°

Received Operated Discharged

Pulse	96		120		80		88		88		84		80																	
Resp.	20		20		20		20		22		22		20																	
Stool	1		1		1		1		0		1																			
Urine																														
Day of Dis.	19		20		21		22		23		24		25																	

1 2 3 4 5 6 7

ROYAL VICTORIA HOSPITAL

Name _____ Date _____

Time	M	E	M	E	M	E	M	E	M	E	M	E	M	E	M	E	M	E	M	E	M	E	M	E	M	E	M	E	M	E	M	E	M	E
Date																																		

108°	
107°	
106°	
105°	
104°	
103°	
102°	
101°	
100°	
99°	
98°	
97°	
96°	
	Pulse
	Resp.
	Blood
	Urine
	Day of Dis.

42°	
41°	
40°	
39°	
38°	
37°	
36°	
35°	

Form 7.

ROYAL VICTORIA HOSPITAL

Name Alice Archer Date Aug. 24th 1915.

Aug. Sept.

Time	M	E	M	E	M	E	M	E	M	E	M	E	M	E	M	E	M	E	M	E	M	E	M	E	M	E	M	E	M	E	M	E
Date	24	25	26	27	28	29	30	31	1	2	3	4	5	6	7	8	9	10	11	12	13											

108° 107° 106° 105° 104° 103° 102° 101° 100° 99° 98° 97° 96°

42° 41° 40° 39° 38° 37° 36° 35°

Admitted Operated Temperature returned to Normal Discharged

Pulse	64	68	80	80	80	80	70	80	68	60	64	64	52	60	64	84	76	60	72	60	64	64	56	60	60	72	64	76	60	72	68	68
Resp.	20	20	20	20	18	20	20	20	20	20	20	20	20	20	20	20	20	20	20	20	20	18	20	18	20	20	20	20	20	20	20	20
Stool	1	1	0	0	2	0	1	1	0	1	0	1	0	0	1	0	1	1	1	1	1	1	1	1	1	1	1	1	1	1	1	1
Urine																																
Day of Dis.				1	2	3	4	5	6	7	8	9	10	11	12	13	14	15	16	17	18											

ROYAL VICTORIA HOSPITAL

Name Alice Dreyer Date Sept 22nd 1915

Ward. Sept.

Time	M	E	M	E	M	E	M	E	M	E	M	E	M	E	M	E	M	E	M	E	M	E	M	E	M	E	M	E	M	E	M	E	M	E
Date	24	25	26	27	28	29	30	1	2	3	4	5	6	7	8	9	10	11	12	13	14	15	16	17	18	19	20	21	22	23	24	25	26	27

108°
107°
106°
105°
104°
103°
102°
101°
100°
99°
98°
97°
96°

42°
41°
40°
39°
38°
37°
36°
35°

Pulse
Resp.
Stool
Urine
Day of Dis

Physical Examination :

Heart - Slight Syptolic at apex - Haemic at pulm
Obscure normal
Lungs normal
Abd normal
nervous Sypt neg -

Local condition

Hearing on Right - whispered Speech @ 12 ft
" " Left conversational Speech 1 ft
(no improvement after E.C.)
Right Drum - Residua of former otitis
Left Drum - Large Chronic perforation posterior
Segment - Small piece of granulation
shows thru perforation
Weber Lateralized to left
Rinne neg to both Ears

Discharge Rt 0
Lft Mod. amt. of Mucopurulent
odorless or nearly odorless discharge.
fid
XRay shows ~~little~~ or no pneumatic cells
Evidence of proliferative osteitis
Dense bone about antrum especially about
the left side.

Sept 13/15 Patient taken to O.R. operating Rooms.
Submucous Resect of Septum under local
anaerthetic. Spur rather far back removed
thru left nostril. Nose packed & Vaselined gauze

Sept 14/15 gauze packing removed from nose

Sept 18/15 - Ear dry - nose very good -
Hearing similar to previous exam

Rt Ear A.C. > B.C.
Lft B.C. > A.C.

Weber Lat to left

Discharged

6M-Form 164-2-15.

DEPARTMENT Oto Laryn **Royal Victoria Hospital**

Case No. 6085 Hospital No. Date of Admission, Aug 25/915

Name (in full) Hudson Miss Mable

Address 346 ~~Bst~~ Ferdinand

Occupation home Age 40 Single, ~~Married, Widowed~~

Birthplace U. S. A. Religion Prot

In service Dr. Jamieson Recommended by D D

Complains of the following: Muco purulent & rather copious discharge from both nostrils

History of Development of Present Condition:

For past five months patient has been complaining of the above symptoms. There has been very little pain but severe frontal headaches. She catches cold easily and then complains of a tightening feeling in both Ch. & patient has attended R.V.H. O.D. where diagno was established and operation advised

Family History: 7 - a+w a 70
m - 8 - a 63 - apoplexy?
B^3+S^4 a+w -

Previous Health: Typhoid + pneumonia in childhood
1. appendicitis 1900
2. peritonitis? (1912)
3. gynaecological condition } all operated

no ~~Hist~~ of Carcinoma

Previous Admissions: Ward E - Summer of 1914

Diagnosis for Indexing: Chr. Maxillary Sinusitis. Rt + Lft.

Operation or Treatment: Radical Antrum operation Rt + Lft

Detailed Diagnosis:

Result Cured ✓
Improved
Not Improved
Not Treated
Died

Date of Discharge: Sept 7/15 Clinical Clerk. g.c.a.

Treatment & Diary:

Aug 25/15 Double Radical Antrum operation
Dr Jamieson
Ether Dr Morris

The usual Caldwell Luc operation was done on both sides - viz: an opening established thru the nasal wall of the antri thru which much diseased tissue was removed. The left constained thick inspissated pus. An permanent opening was made into the nose a light gauze packd introduced from left nostril to left antrum - Both wounds closed ⁊ silk worm gut.

Aug 26/15 Throat very sore - very restless at night
Gauze removed from left nostril

Aug 30/15 Sutures Removed from Rt Side

Aug 31/15 Sutures removed from Lft Side - Antri irrigated - Fluid returned very clear.

Sept 7/15 Discharged

Form 7.

Dr. Anderson

ROYAL VICTORIA HOSPITAL

Name Mrs. Mabel Hudson. Date Aug. 25th 1915.

Aug. Sept.

Time	M	E	M	E	M	E	M	E	M	E	M	E	M	E	M	E	M	E	M	E	M	E	M	E	M	E	M	E	M	E
Date	25	26	27	28	29	30	31	1	2	3	4	5	6	7	8	9	10	11	12	13	14									

Operation
removed
Admitted
Drains removed
Sutures removed
Sutures removed
Discharged

	108°	107°	106°	105°	104°	103°	102°	101°	100°	99°	98°	97°	96°		42°	41°	40°	39°	38°	37°	36°	35°
Pulse	70	80	84	76	90	96	88	80	80	64	72	76	60	68	60	68	72	76	80	80	72	60
Resp.	20	20	20	20	20	20	20	20	20	20	20	20	20	20	20	20	20	20	20	20	20	18
Stool		0	0	0	1	1	0	0	1	0	1	0	0	0	0	0	1	0	0	1	1	0	0	
Urine																								
Day of Dis.		1	2	3	4	5	6	7	8	9	10	11	12	13								

ROYAL VICTORIA HOSPITAL

Name _____ Date _____

Time	M	E	M	E	M	E	M	E	M	E	M	E	M	E	M	E	M	E	M	E	M	E	M	E	M	E	M	E	M	E	M	E
Date																																

105°
104°
103°
102°
101°
100°
99°
98°
97°
96°

Pulse
Resp.
Stool
Urine
Diag. of Dis.

Physical Examination :

Heart Lungs and abd. neg.

6M-Form 164-2-15.

DEPARTMENT Oto Laryn **Royal Victoria Hospital**

Case No. 6086 Hospital No. ~~7383~~ Date of Admission, Aug 24 1915

Name (in full) Hutcheson John H.

Address 479 Lansdown ave West

Occupation School Age 15 Single, ~~Married, Widowed~~

Birthplace Can Religion prot

In service Dr. Muckleston Recommended by Dr muckleston

Complains of the following: Nasal obstruction - frequent and persistant colds

History of Development of Present Condition: For years patient has complained of above symptoms - Has been growing worse lately. advised to come in for operation

Family History: good

Previous Health: good

Previous Admissions: none

Diagnosis for Indexing: Dev. Septum Operation or Treatment: Submucous Resection

Detailed Diagnosis:

Result Cured ✓
Improved
Not Improved
Not Treated
Died

Date of Discharge: Aug 25 1915 Clinical Clerk. q.c.a.

Treatment & Diary:

Aug 24/15 Submucous Resection of Septum from left - Dr Muckleston - Local. Left nostril packed & Iodoform. very little haemorrhage.

Aug 25 - gauze removed

Discharged

Form 7.

ROYAL VICTORIA HOSPITAL

Name Master John Hutchinson Date Aug. 24th/15

Aug. Sept.

Time	M	E	M	E	M	E	M	E	M	E	M	E	M	E	M	E	M	E	M	E	M	E	M	E	M	E	M	E	M	E	M	E
Date	24		25		26		27		28		29		30		31		1		2		3		4		5		6		7		8		9		10		11		12		13	

108° 107° 106° 105° 104° 103° 102° 101° 100° 99° 98° 97° 96°

42° 41° 40° 39° 38° 37° 36° 35°

Admitted to Ward

Pulse	80	80																														
Resp.	20	24																														
Stool		1																														
Urine																																
Day of Dis.																																

ROYAL VICTORIA HOSPITAL

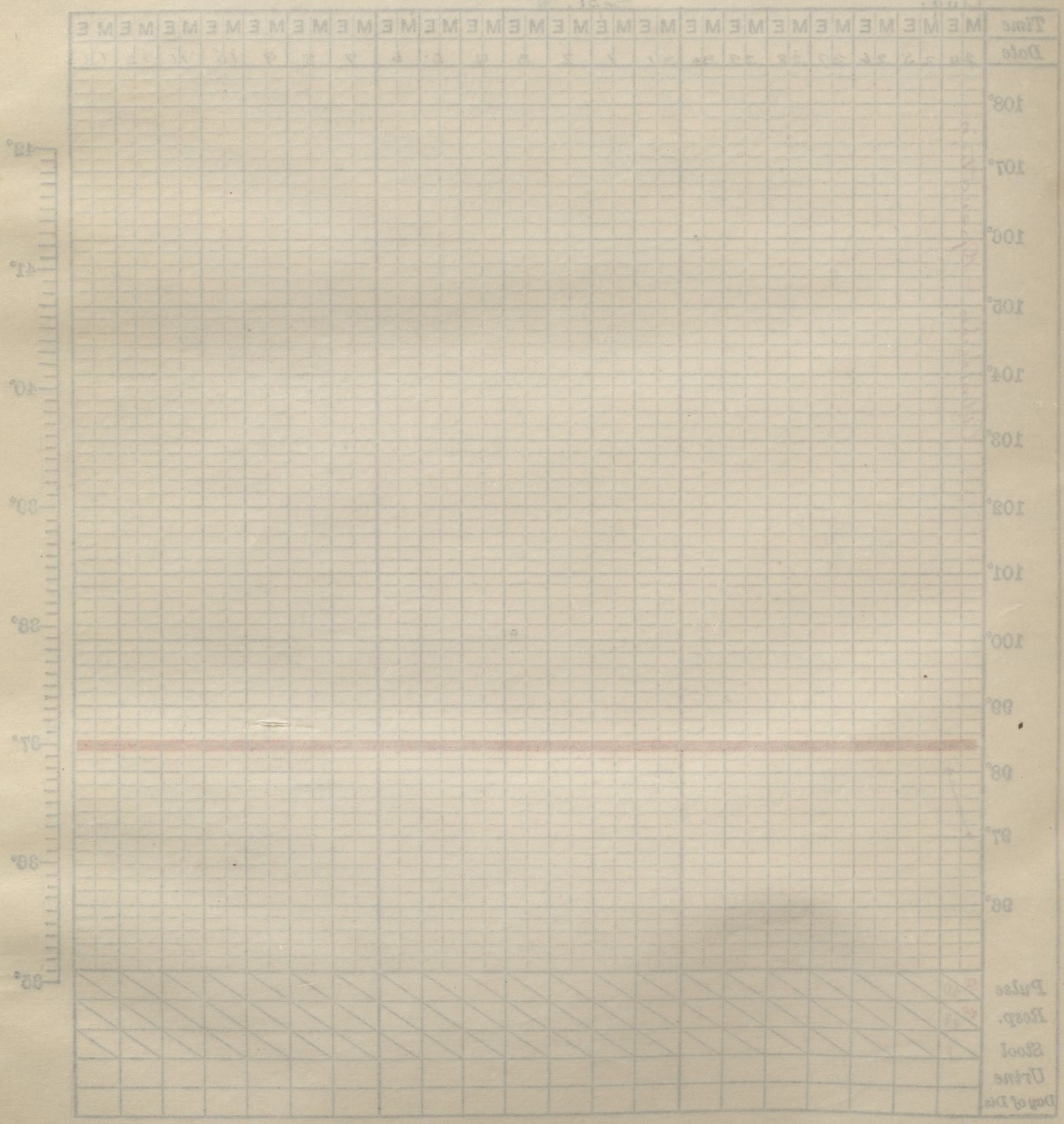
Time
Date
M E M E M E

Form 80. 10m-5-14

ROYAL VICTORIA HOSPITAL

DOCTOR'S ORDERS

Name Master J. Holden Hutchinson Date of Admission Aug. 24th., 1915

DATE	DIET	MEDICINE	SPECIAL TREATMENTS
Aug. 24th/15			Admitted
" "	House		Operation

Form 80. 10m-5-14

ROYAL VICTORIA HOSPITAL

DOCTOR'S ORDERS

Name _____ Date of Admission _____ 191 5

DATE	DIET	MEDICINE	SPECIAL TREATMENTS

Physical Examination :

Heart Lungs + abd negt

6M-Form 164-2-15.

DEPARTMENT Oto Laryn **Royal Victoria Hospital**

Case No. 6087 Hospital No. 73839 Date of Admission, Aug 24, 1915

Name (in full) Willmott James

Address 362 Peel St

Occupation Butler Age 44 ~~Single,~~ Married, ~~Widowed~~

Birthplace Eng Religion Prot

In service Dr. White Recommended by Dr White

Complains of the following: Sore throat - Difficulty in swallowing
Headache - Loss of appetite

History of Development of Present Condition:

above symptoms were initiated with a slight chill monday aug 16/15 and have progressively become more severe - Dysphagia is marked Anorexia almost complete - patient can scarcely open his mouth -

Family History: F - a+w
M d pentonitis
1 B d throat trouble

Previous Health: ✓

Previous Admissions: Vd K - Haemorrhoids + Jin a

Diagnosis for Indexing: Ac. Tonsillitis Operation or Treatment: Incision of abcess
Pertonsillar abcess Rt

Detailed Diagnosis:

Result Cured ✓
Improved
Not Improved
Not Treated
Died

Date of Discharge: Aug 28 1915 Clinical Clerk. g.c.a.

Treatment & Diary: Hot fomentations applied to neck- gargle

aug 25/15- Abcess incised in back Local anaes
by Dr White

a considerable amount of yellow pus
obtained

aug 26 Patient much better - appetite return
feels very well -

aug 28 Discharged advised to come back
later and have tonsils removed

Form 7.

6087
73839

ROYAL VICTORIA HOSPITAL

Name James Wm Willmott Date Aug. 24th 1915 "L"

Aug. Sept.

Time	M	E	M	E	M	E	M	E	M	E	M	E	M	E	M	E	M	E	M	E	M	E	M	E	M	E	M	E	M	E
Date	24		25		26		27		28		29		30		31		1		2		3		4		5		6		7	
	8		9		10		11		12		13																			

108° 107° 106° 105° 104° 103° 102° 101° 100° 99° 98° 97° 96°

42° 41° 40° 39° 38° 37° 36° 35°

Admission

Discharged

Pulse	92		86		76		82		72		64		68																	
Resp.	20		20		20		20		20		20		20																	
Stool			2		0		1		1																					
Urine																														
Day of Dis.																														

ROYAL VICTORIA HOSPITAL

Name _____ Date _____

Time	M	E	M	E	M	E	M	E	M	E	M	E	M	E	M	E	M	E	M	E	M	E	M	E	M	E	M	E	M	E	M	E	M	E	M	E
Date																																				

109°
107°
106°
105°
104°
103°
102°
101°
100°
99°
98°
97°
96°
95°
94°
93°
92°
91°
90°
89°
88°
87°
86°
85°

Pulse
Resp.
Blood
Urine
Num of Dia

Form 80. 10m-5-14

ROYAL VICTORIA HOSPITAL

DOCTOR'S ORDERS

Name William Willmott Date of Admission Aug. 24th 1915

DATE	DIET	MEDICINE	SPECIAL TREATMENTS
Aug. 24th			Admission
"			Gargle & Glycothymoline q. 3h.
" "			Hot fomentations
" 25th			Abscess in throat opened
" 28th			Discharged

Form 90. 10m-5-14

ROYAL VICTORIA HOSPITAL

DOCTOR'S ORDERS

Name William Wilmott Date of Admission Aug 24 1916

DATE	DIET	MEDICINE	SPECIAL TREATMENTS
			Catheterization
			Tincle & Thermometer
			T.D. A.M.
			Hot Fomentations
			Dressings in throat Opening
			Discharged

Physical Examination :

Heart Lungs + Abd neg

Tonsils found to be enlarged + congested
The Rt tonsil is especially prominent + abscess
suggest by appearance + symptoms a peritonsillar
abcess

6M-Form 164-2-15.

DEPARTMENT Oto Laryn **Royal Victoria Hospital**

Case No. 6088 Hospital No. Date of Admission, Aug 24 1915

Name (in full) Dean Walter

Address 345 Metcalf ave W

Occupation Clerk Age 21 Single, ~~Married, Widowed~~

Birthplace Can Religion Prot

In service Dr. White Recommended by Dr White

Complains of the following : Frequent & sore throats
persistent Colds - Recurring Tonsillitis

History of Development of Present Condition :

For years patient has complained of above symptoms. Dating from an attack of scarlet fever he has suffered frequent sore throats. Has been a mouth breather for years. Had adenoids removed in R.V.H. 6 years ago but was not in condition for tonsillectomy

Family History : good

Previous Health : Scarlet Fever Childhood
measles Childhood

Previous Admissions : Adenoids - 6 yrs ago

Diagnosis for Indexing : Chr. Tonsillitis Operation or Treatment : Tonsillectomy

Detailed Diagnosis :

Result Cured ✓
Improved
Not Improved
Not Treated
Died

Date of Discharge : Aug 28/15 Clinical Clerk. QCA

Treatment & Diary:

Aug 25/15

~~Tonsilectomy~~ - Dr White
Ether Dr Nagle

Aug 28/15 Discharged

Form 7.

Dr: Anderson

6088
73840

ROYAL VICTORIA HOSPITAL

Name Mr. Walter Jean Date Aug. 24th. 15

Aug.

Time	M	E	M	E	M	E	M	E	M	E	M	E	M	E	M	E	M	E	M	E	M	E	M	E	M	E	M	E	M	E
Date	24		25		26		27		28		29		30		31		1		2		3		4		5		6		7		8		9		10		11		12		13	

108° 107° 106° 105° 104° 103° 102° 101° 100° 99° 98° 97° 96°

42° 41° 40° 39° 38° 37° 36° 35°

Admission

Discharged

Pulse	92		80		94		80		94		80		72		64		74													
Resp.	98		24		20		24		20		20		20		20		20													
Stool	18		1		0		0		0		1		0		0		1													
Urine																														
Day of Dis																														

ROYAL VICTORIA HOSPITAL

Name _____ Date _____

Time	M	E	M	E	M	E	M	E	M	E	M	E	M	E	M	E	M	E	M	E	M	E	M	E	M	E	M	E	M	E	M	E
Date																																

108°
107°
106°
105°
104°
103°
102°
101°
100°
99°
98°
97°
96°
43°
42°
41°
40°
39°
38°
37°
36°
35°

Pulse
Resp.
Stool
Urine
Day of Dis

Form 80. 10m-5-14

ROYAL VICTORIA HOSPITAL

DOCTOR'S ORDERS

Name Mr. Walter Dean Date of Admission Aug. 24th 1915

DATE	DIET	MEDICINE	SPECIAL TREATMENTS
9.24th			Admission
25th			Operation.
25th	Cold Liquids		
26th	Softs		
29th			Discharged

Form 80. 10m-5-14

ROYAL VICTORIA HOSPITAL

DOCTOR'S ORDERS

Name _____ Date of Admission _____ 191 ___

Date	Diet	Medicine	Special Treatments

Physical Examination :

Heart Lungs + abd neg

6M-Form 164-2-15.

DEPARTMENT Oto Laryn **Royal Victoria Hospital**

Case No. 6089 Hospital No. Date of Admission, Aug 30 1913

Name (in full) Kennedy Nellie

Address 501 St Urbain St

Occupation School Age 12 Single, ~~Married, Widowed~~

Birthplace Can Religion R.C.

In service Dr. Jamieson Recommended by A.D.

Complains of the following : Recurring Adenoids

History of Development of Present Condition : Admitted for operation

Family History : ✓

Previous Health : ✓

Previous Admissions : ✓

Diagnosis for Indexing : Chr. Tonsillitis Adenoids

Operation or Treatment : Tonsillectomy Adenoidectomy

Detailed Diagnosis :

Result Cured ✓
Improved
Not Improved
Not Treated
Died

Date of Discharge : Sept. 1, 1913 Clinical Clerk. G.C.A.

Treatment & Diary:

Aug 30/15 Adenoidectomy } Dr Jamieson &
Tonsillectomy }

Sept 1/15 Discharged

Form 7

Dr. Anderson

ROYAL VICTORIA HOSPITAL

Name Nellie Hennedy Date Aug. 30th 1913.

Aug Sept.

Time	M	E	M	E	M	E	M	E	M	E	M	E	M	E	M	E	M	E	M	E	M	E	M	E	M	E	M	E	M	E	M	E
Date	30		31		1		2		3		4																					

108° 107° 106° 105° 104° 103° 102° 101° 100° 99° 98° 97° 96°

42° 41° 40° 39° 38° 37° 36° 35°

Admission

Discharged

Pulse	88		140		92		102																									
Resp.	24		24		24		20																									
Stool			0		0		0																									
Urine																																
Day of Dis.																																

ROYAL VICTORIA HOSPITAL

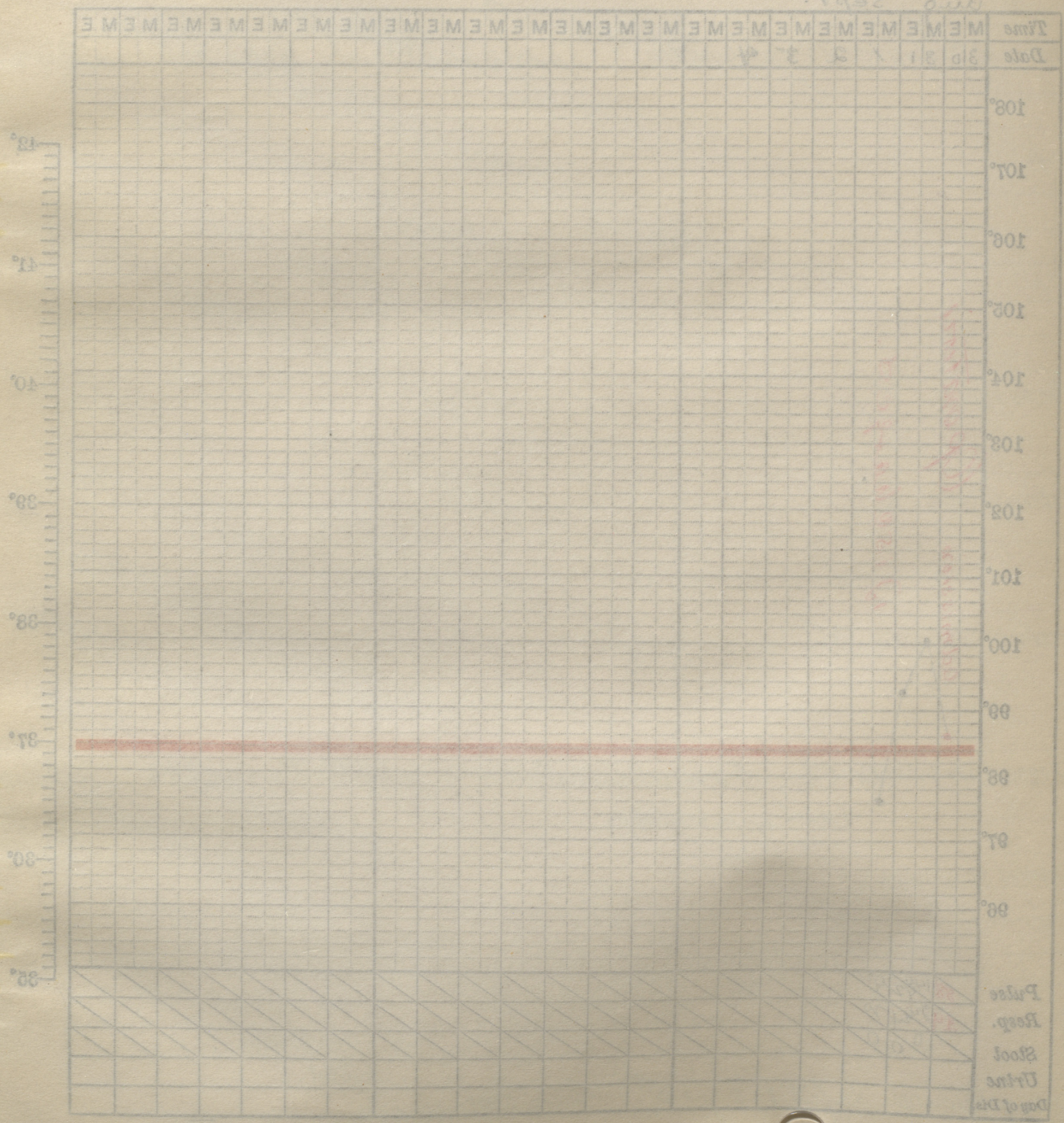
Time
Date
M E M E M E

Physical Examination :

Heart Lungs + abd neg

6M-Form 164-2-15.

DEPARTMENT Oto Laryn **Royal Victoria Hospital**

Case No. 6090 Hospital No. Date of Admission, Aug 30 1915

Name (in full) Taylor Edith

Address 549 St Urbain

Occupation School Age 11 Single, ~~Married, Widowed~~

Birthplace Can Religion R.C.

In service Dr. Jamieson Recommended by O.D.,

Complains of the following : Adenoids + Tonsils

History of Development of Present Condition : Admitted for operation

Family History : ✓

Previous Health : ✓

Previous Admissions : ✓

Diagnosis for Indexing : Chr. Tonsilitis Adenoids

Operation or Treatment : Adenoidectomy ✓ Tonsillectomy ✓

Detailed Diagnosis :

Result Cured ✓
Improved
Not Improved
Not Treated
Died

Date of Discharge : Sept. 3, 1915 Clinical Clerk. g.c.a.

Treatment & Diary:

Aug 30 Adenondectomy } Dr Jamieson E+C
Tonsillectomy }

Patient had slight hemorrhage about 8.45 P.M. from Rt tonsil bed - controlled by ligno-
Patient Vomited large amount of dark blood at 9.30 starting hemorrhage from each side necessitating Clamps
Clamps removed 4 a.m. Aug 31/15 Bleeding Controlled

Sept 1/15 patient in excellent condition

Sept 3/15 Discharged

Form 7

Physical Examination: Heart lungs & abd. neg

Dr. Anderson

13938
4090

ROYAL VICTORIA HOSPITAL

Name Edith Taylor. Date Aug. 30th 1915

Aug. Sept

Time	M	E	M	E	M	E	M	E	M	E	M	E	M	E	M	E	M	E	M	E	M	E	M	E	M	E	M	E	M	E	M	E	M	E
Date	30		31		1		2		3		4		5																					

108° 107° 106° 105° 104° 103° 102° 101° 100° 99° 98° 97° 96°

42° 41° 40° 39° 38° 37° 36° 35°

Admission

Discharged

Pulse	80		88		96		96		88																									
Resp.	20		24		20		20		20																									
Stool			0		0		0		0																									
Urine																																		
Day of Dis.																																		

ROYAL VICTORIA HOSPITAL

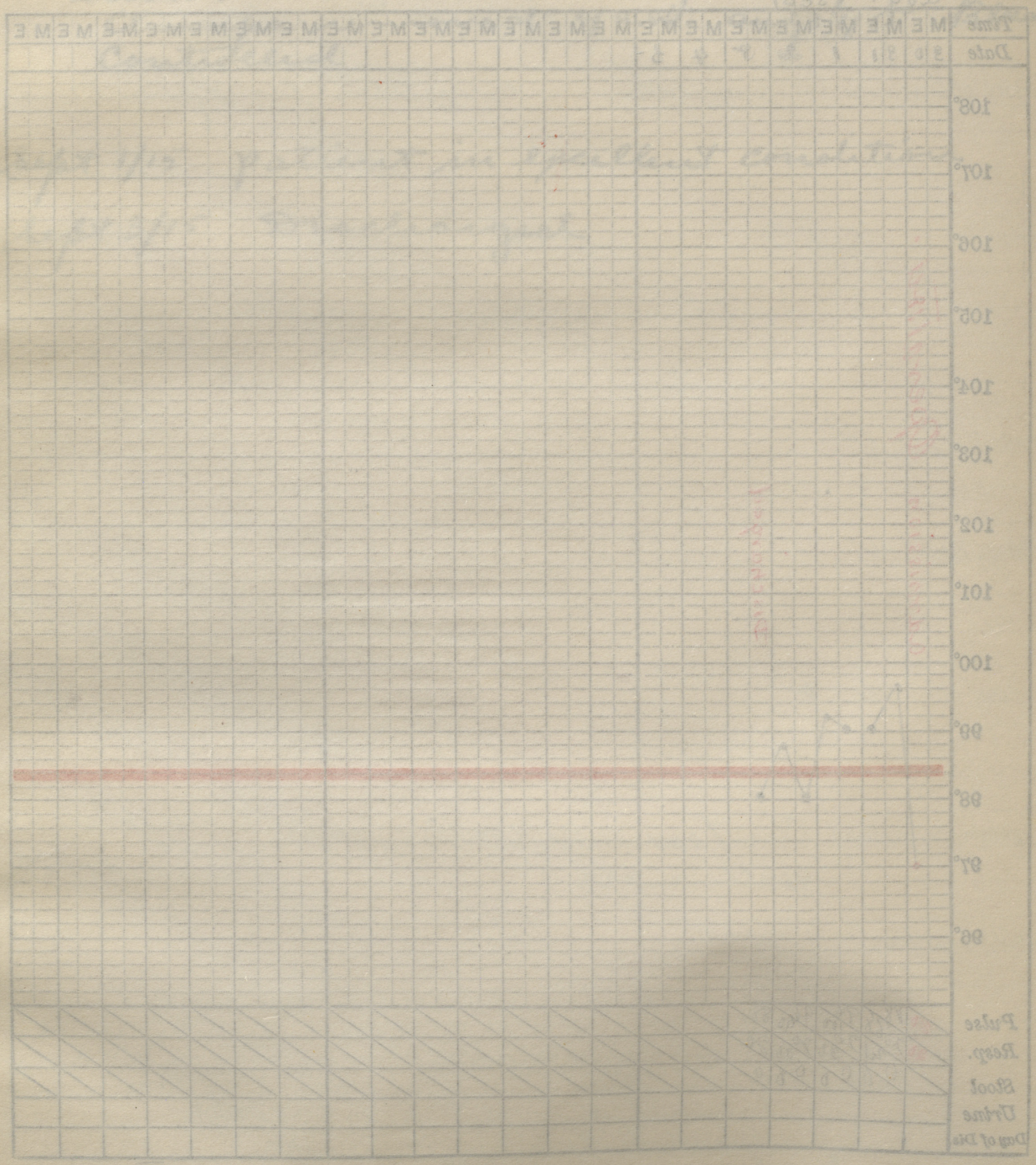
Time
Date
M E M E M E

Physical Examination :

Heart Lungs & abd neg

6M-Form 164-2-15.

DEPARTMENT Oto Laryn **Royal Victoria Hospital**

Case No. 6091 Hospital No. Date of Admission, Aug 30 1915

Name (in full) Baker Sam

Address 1222 Clarke St

Occupation School Age 12 Single, ~~Married, Widowed~~

Birthplace Can Religion Heb

In service Dr. Jamieson Recommended by O. D.

Complains of the following : Adenoids & Tonsils

History of Development of Present Condition : admitted for operation

Family History : ✓

Previous Health : ✓

Previous Admissions : ✓

Diagnosis for Indexing : Chr. Tonsillitis Adenoids Operation or Treatment : Tonsillectomy Adenoidectomy

Detailed Diagnosis :

Result Cured ✓
Improved
Not Improved
Not Treated
Died

Date of Discharge : Sept 1 1915 Clinical Clerk. g.c.a.

Treatment & Diary:

Aug 30 Adenonodectomy } Dr Jamieson Et
Tonsillectomy }

Sept 1/15 Discharged

Form 7

Physical Examination

Heart, Lungs + abd reg

Saunders Dr

ROYAL VICTORIA HOSPITAL

Name Sam Baker Date Aug. 30th 1913

Aug Sept

Time	M	E	M	E	M	E	M	E	M	E	M	E	M	E	M	E	M	E	M	E	M	E	M	E	M	E	M	E	M	E	M	E
Date	30		31		1		2		3rd		4																					

108° 107° 106° 105° 104° 103° 102° 101° 100° 99° 98° 97° 96°

42° 41° 40° 39° 38° 37° 36° 35°

Admitted

Discharged

Pulse	78		86		88		90																									
Resp.	20		20		20		20																									
Stool					0		0																									
Urine																																
Day of Dis.																																

Treatment & Diary.

ROYAL VICTORIA HOSPITAL

Name _____ Date _____

Time	M	E	M	E	M	E	M	E	M	E	M	E	M	E	M	E	M	E	M	E	M	E	M	E	M	E	M	E	M	E	M	E	M	E	M	E
Date																																				

108°
107°
106°
105°
104°
103°
102°
101°
100°
99°
98°
97°
96°
95°

Pulse
Resp.
Blood
Urine
Dose of Dia.

Physical Examination :

Heart Lungs + abd neg

6M-Form 164-2-15.

DEPARTMENT Oto Laryn **Royal Victoria Hospital**

Case No. 6092 Hospital No. Date of Admission, Aug 30 1915

Name (in full) Roy Jeanne

Address 307 Valois St

Occupation School Age 15 Single, ~~Married, Widowed~~

Birthplace Can Religion R.C.

In service Dr. Jamieson Recommended by O.D.

Complains of the following : Adenoids & Tonsils

History of Development of Present Condition : admitted for operation

Family History : ✓

Previous Health : ✓

Previous Admissions : ✓

Diagnosis for Indexing : Chr. Tonsilitis Adenoids

Operation or Treatment : Tonsillectomy Adenoidectomy

Detailed Diagnosis :

Result Cured ✓
Improved
Not Improved
Not Treated
Died

Date of Discharge : Aug 31/15 Clinical Clerk. g.c.a.

Treatment & Diary:

aug 30/15 Tonsillectomy
Adenoidectomy } Dr Jamieson

aug 31/15 Discharged

Form 7

Physical Examination. Heart lungs rectal

Dr. Anderson.

ROYAL VICTORIA HOSPITAL

Name Jeanne Roy Date Aug 30 1913

Aug. Sept.

Time	M	E	M	E	M	E	M	E	M	E	M	E	M	E	M	E	M	E	M	E	M	E	M	E	M	E	M	E	M	E	M	E
Date	30	31	1	2	3	4	5	6	7	8	9	10	11	12																		

108° 107° 106° 105° 104° 103° 102° 101° 100° 99° 98° 97° 96°

42° 41° 40° 39° 38° 37° 36° 35°

Operated Wednesday Discharged

Pulse	108	92																														
Resp.	24	20																														
Stool		0																														
Urine																																
Day of Dis.																																

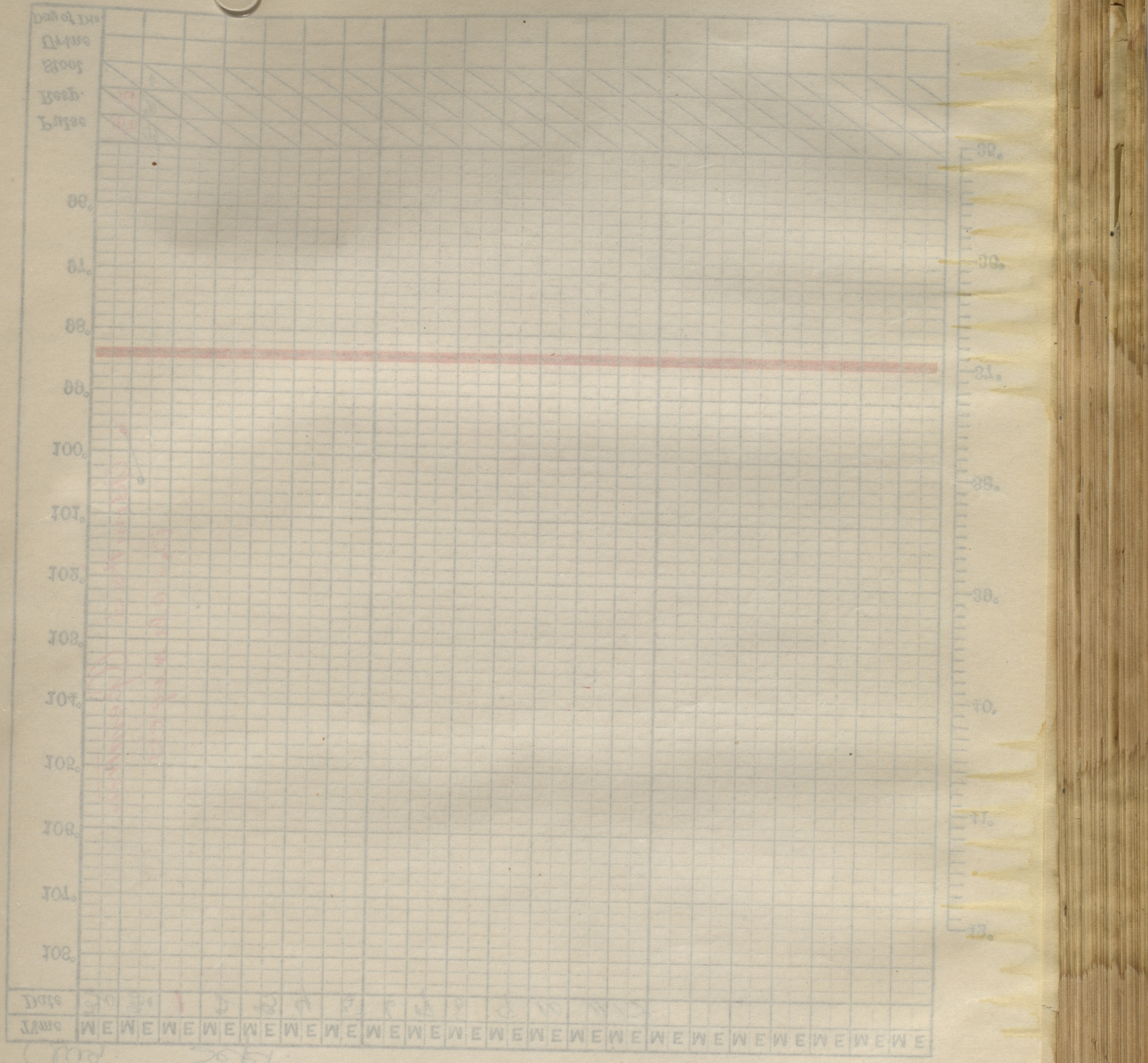

ROYAL VICTORIA HOSPITAL

Physical Examination :

Heart Lungs + abd neg

6M-Form 164-2-15.

DEPARTMENT Oto Laryn **Royal Victoria Hospital**

Case No. 6093 Hospital No. Date of Admission, Aug 30 1915

Name (in full) Roy maurice

Address 307 Valois St

Occupation School Age 11 Single, ~~Married, Widowed~~

Birthplace Can Religion R.C.

In service Dr. Jamieson Recommended by O.D.

Complains of the following: Adenoids + Tonsils

History of Development of Present Condition: Admitted for operation

Family History: ✓

Previous Health: ✓

Previous Admissions: ✓

Diagnosis for Indexing: Chr. Tonsillitis Adenoids

Operation or Treatment: Tonsillectomy Adenoidectomy

Detailed Diagnosis:

Result Cured ✓
Improved
Not Improved
Not Treated
Died

Date of Discharge: Aug 31/15 Clinical Clerk. g.c.a.

Treatment & Diary:

Aug 30/15 Adenoidectomy } Dr Jamieson E
Tonsillectomy }

Aug 31/15 Discharged

Form 7

Physical Examination

Dr. Anderson

ROYAL VICTORIA HOSPITAL

Name Maurice Roy Date Aug 30th 1915.

Aug. Sept.

Time	M	E	M	E	M	E	M	E	M	E	M	E	M	E	M	E	M	E	M	E	M	E	M	E	M	E	M	E	M	E
Date	30	31	1	2	3	4	5	6	7	8	9	10	11	12																

108° 107° 106° 105° 104° 103° 102° 101° 100° 99° 98° 97° 96°

42° 41° 40° 39° 38° 37° 36° 35°

Admitted Operation Discharged

Pulse	12	11																												
Resp.	24	24																												
Stool		0																												
Urine																														
Day of Dis.																														

Aug 30/15 adenoidectomy
Tonsillectomy } Dr Jamieson

ROYAL VICTORIA HOSPITAL

Name Mamie Roy Date Aug 31 1915

Age 8yrs

Time	M	E	M	E	M	E	M	E	M	E	M	E	M	E	M	E	M	E	M	E	M	E	M	E	M	E	M	E	M	E	M	E
Date	30		31		1		2		3		4		5		6		7		8		9		10		11		12		13		14	

108°
107°
106°
105°
104°
103°
102°
101°
100°
99°
98°
97°
96°

42°
41°
40°
39°
38°
37°
36°
35°

Pulse
Resp.
Blood
Urine
Day of Dis

Physical Examination :

Heart Lungs + abd - neg

6M-Form 164-2-15.

DEPARTMENT Oto Laryn **Royal Victoria Hospital**

Case No. 6094 Hospital No. Date of Admission, Aug 30 1915

Name (in full) Blass Robert

Address 1945 Chateau Brunel

Occupation Confectioner Age 7 Single, ~~Married, Widowed~~

Birthplace Greece ? Religion R.C.

In service Dr. Jamieson Recommended by O.D.,

Complains of the following : Adenoids + Tonsils

History of Development of Present Condition : Admitted for operation.

Family History : ✓

Previous Health : ✓

Previous Admissions : ✓

Diagnosis for Indexing : Chr. Tonsillitis Adenoids

Operation or Treatment : Tonsillectomy Adenoids

Detailed Diagnosis :

Result Cured ✓
Improved
Not Improved
Not Treated
Died

Date of Discharge : Sept. 1, 1915 Clinical Clerk. g.c.a.

Treatment & Diary:

aug 30/15 Adenoridectomy } Dr Anderson E & C
Tonsillectomy }

Form 7

Physical Examination

Dr. Anderson

Heart Lungs + abd neg

ROYAL VICTORIA HOSPITAL

Name Robert Blass. Date Aug. 30th 1915.

Aug. Sept.

Time	M	E	M	E	M	E	M	E	M	E	M	E	M	E	M	E	M	E	M	E	M	E	M	E	M	E	M	E	M	E
Date	30	31	1	2	3		4	5	6	7	8	9	10	11	12															

108° 107° 106° 105° 104° 103° 102° 101° 100° 99° 98° 97° 96°

42° 41° 40° 39° 38° 37° 36° 35°

Pulse 80 92 80

Resp. 20 20 20

Stool 0 0 0

Urine

Day of Dis.

Admitted

Discharged

Readmitted

Died

Treatment & Diary:

sig 29th Laparotomy & Drainage
Appendicectomy

ROYAL VICTORIA HOSPITAL

Name _____ Date _____

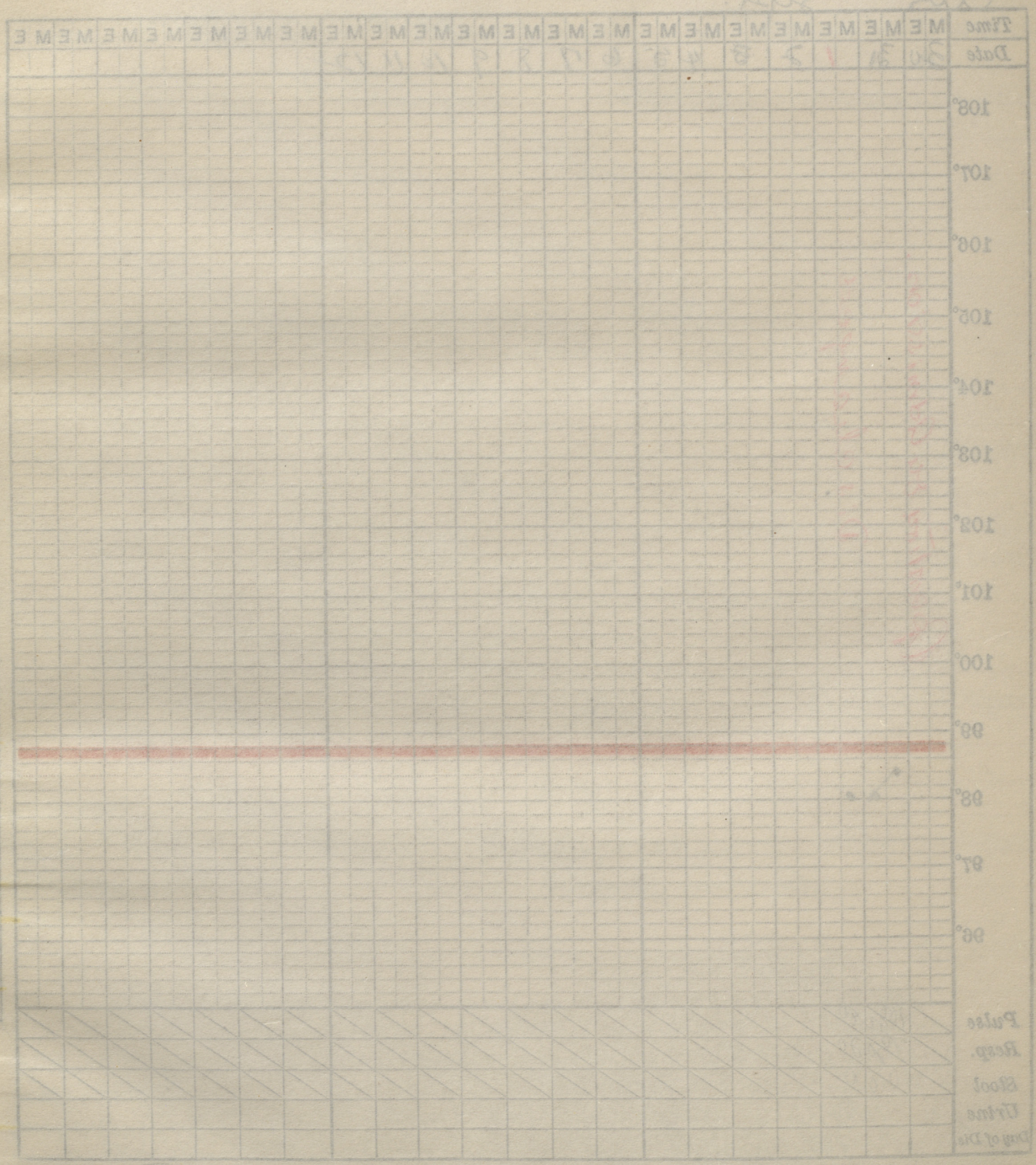

Physical Examination :

Heart Lungs + abd neg

6M-Form 164-2-15.

DEPARTMENT Oto Laryn **Royal Victoria Hospital**

Case No. 6095 Hospital No. Date of Admission, Aug 30 1915

Name (in full) Dignault Adelbert

Address 2618 Chateau Briona

Occupation School Age 11 Single, ~~Married, Widowed~~

Birthplace Can Religion R.C.

In service Dr. Jamieson Recommended by O.D.

Complains of the following : adenoids + Tonsils

History of Development of Present Condition : admitted for operation

Family History : ✓

Previous Health : ✓

Previous Admissions : ✓

Diagnosis for Indexing : Chr. Tonsillitis Adenoids

Operation or Treatment : Tonsillectomy Adenoidectomy

Detailed Diagnosis :

Result Cured ✓
Improved
Not Improved
Not Treated
Died

Date of Discharge : Sept. 3, 1915 Clinical Clerk. g.c.a.

Treatment & Diary:

Aug 30/15 Adenoidectomy } Dr Jamieson & Co
Tonsillectomy }

Aug 31/15 Patients pulse very weak and rather rapid - no bleeding.

Sept 3/15 Discharged

Form 7

Dr. Anderson

Medical Examination

Heart Lungs + abdomen

139934
6093

ROYAL VICTORIA HOSPITAL

Name Adelard Dignard. Date Aug. 30 1915.

Aug. Sept.

Time	M	E	M	E	M	E	M	E	M	E	M	E	M	E	M	E	M	E	M	E	M	E	M	E	M	E	M	E	M	E	M	E
Date	30		31		1		2		3		4		5		6		7		8		9		10		11		12					

108° 107° 106° 105° 104° 103° 102° 101° 100° 99° 98° 97° 96°

42° 41° 40° 39° 38° 37° 36° 35°

Operation Hernia

Discharged

Pulse	100		100		90		96		90		92																			
Resp.	20		20		20		20		22		20																			
Stool	0		0		0		1		0																					
Urine																														
Day of Dis.																														

Form 7

Treatment & Diet

Aug 30/15 Admitted Isolation Hosp. } Diagnosis Enteric
Transferred to Isolation Hosp.

ROYAL VICTORIA HOSPITAL.

Name Edward Ingram Date Dec. 30 1915

Ward Sept.

Time	M	E	M	E	M	E	M	E	M	E	M	E	M	E	M	E	M	E	M	E	M	E	M	E	M	E	M	E	M	E	M	E	M	E	M	E	M	E
Date	28		29		30		31		1		2		3		4		5		6		7		8		9		10		11		12		13		14		15		16	

104° 103° 102° 101° 100° 99° 98° 97° 96°

Pulse
Resp.
Stool
Urine
Day of Dis

Temperature 104° 103° 102° 101° 100° 99° 98° 97° 96°

Physical Examination :

Heart Lungs & abd neg

6M-Form 164-2-15.

DEPARTMENT Oto Laryn **Royal Victoria Hospital**

Case No. 6096 Hospital No. 73939 Date of Admission,

Name (in full) Bessie Margaret

Address 31 Holton Ave Westmt

Occupation School Age 13 Single, ~~Married, Widowed~~

Birthplace Can Religion Prot

In service Dr. White Recommended by Dr White

Complains of the following : Recurring attacks of Tonsillitis
Frequent Colds

History of Development of Present Condition : Admitted for operation

Family History : good

Previous Health : good

Previous Admissions : none

Diagnosis for Indexing : Chr. Tonsillitis Operation or Treatment : Tonsillectomy
Adenoids Adenoidectomy

Detailed Diagnosis :

Result Cured ✓
Improved
Not Improved
Not Treated
Died

Date of Discharge : Sept 3/15 Clinical Clerk. g.c.a.

Treatment & Diary:

Aug 31/15 Tonsillectomy } Dr White
Adenoidectomy }

Ether Dr Nagle

Tonsils markedly enlarged and show signs of much past inflammatory trouble

Sept 1/15 Patient has been slightly nauseated and vomited rather lumpy - otherwise go

Sept 3/15 Discharged

Form 7.

Dr. Anderson

6096
73939

ROYAL VICTORIA HOSPITAL

Name Miss Margaret Benvie Date Aug 30th 1915.

Aug. Sept

Time	M	E	M	E	M	E	M	E	M	E	M	E	M	E	M	E	M	E	M	E	M	E	M	E	M	E	M	E	M	E
Date	30		31		1		2		3		4		5		6		7		8		9		10		11		12		13	
Pulse	100	72	80	100	100	72	80	80																						
Resp.	20	22	24	20	24	20	20	20																						
Stool		3	1	0	1	0	1	0																						
Urine																														
Day of Dis.																														

108° 107° 106° 105° 104° 103° 102° 101° 100° 99° 98° 97° 96°

42° 41° 40° 39° 38° 37° 36° 35°

Catheterized

Catheterized

Discharged

ROYAL VICTORIA HOSPITAL

Name _____ Date _____

Time	M	E	M	E	M	E	M	E	M	E	M	E	M	E	M	E	M	E	M	E	M	E	M	E	M	E	M	E	M	E	M	E
Date																																

105°
107°
106°
105°
104°
103°
102°
101°
100°
99°
98°
97°
96°

42°
41°
40°
39°
38°
37°
36°
35°

Pulse
Resp.
Blood
Urine
Day of Dis.

Form 80. 10m-5-14

ROYAL VICTORIA HOSPITAL

DOCTOR'S ORDERS

Name Miss Margaret Benvie Date of Admission Aug 30th 191 5

DATE	DIET	MEDICINE	SPECIAL TREATMENTS
Aug 30th			Admission
" 31st	Cold Fluids		Operation
			Tee Collars.
Sept 2nd.			
			Vapor T Night & morning.

Form 80. 10m-5-14

ROYAL VICTORIA HOSPITAL

DOCTOR'S ORDERS

Name Miss Dharpar et Dennis Date of Admission Aug 25th 191 5

DATE	DIET	MEDICINE	SPECIAL TREATMENTS
1 30 PM	Cold fluids		Admission Operation Tee Cubes
26th 2nd			Upper & Right + Morning

Physical Examination :

Heart Lungs & abd neg

6M-Form 164-2-15.

DEPARTMENT Oto Laryn **Royal Victoria Hospital**

Case No. 6097 Hospital No. Date of Admission, Sept. 1, 1915.

Name (in full) Caron Lillian

Address 2184 Clarke st

Occupation School Age 14 Single, ~~Married, Widowed~~

Birthplace Can Religion Prot

In service Dr. Jamieson Recommended by Dr Jamieson

Complains of the following : Adenoids & Tonsils

History of Development of Present Condition : Admitted for operation

Family History : ✓

Previous Health : ✓

Previous Admissions : ✓

Diagnosis for Indexing : Chr. Tonsillitis Adenoids

Operation or Treatment : Tonsillectomy Adenoidectomy

Detailed Diagnosis :

Result Cured ✓
Improved
Not Improved
Not Treated
Died

Date of Discharge : Sept 4/15

Clinical Clerk. g.c.a.

Treatment & Diary:

Sept 1/15 Tonsillectomy
Adenoidectomy } Dr. Jamieson Etc

Form 7

Physical Examination

Dr Anderson

ROYAL VICTORIA HOSPITAL

Name Lillian Conroy Date Sept: 1st: 1915:

Sept.

Time	M	E	M	E	M	E	M	E	M	E	M	E	M	E	M	E	M	E	M	E	M	E	M	E	M	E	M	E	M	E	M	E
Date	1		2		3		4		5		6		7		8		9		10		11		12		13		14					

108° 107° 106° 105° 104° 103° 102° 101° 100° 99° 98° 97° 96°

42° 41° 40° 39° 38° 37° 36° 35°

Operation Appendicitis acute

Discharged

Pulse	76		92	78	76	108	ext																							
Resp.	20		20	20	20	20	20																							
Stool			0	1	0	1	0																							
Urine																														
Day of Dis.			1		2		3		4		5		6		7		8													

Treatment & Charts

Sept 1/15 Tonsillectomy } Dr Jamieson
Adenoidectomy }

ROYAL VICTORIA HOSPITAL

Name Gilmour Connor Date Sept 1st 1915

Sept 2nd

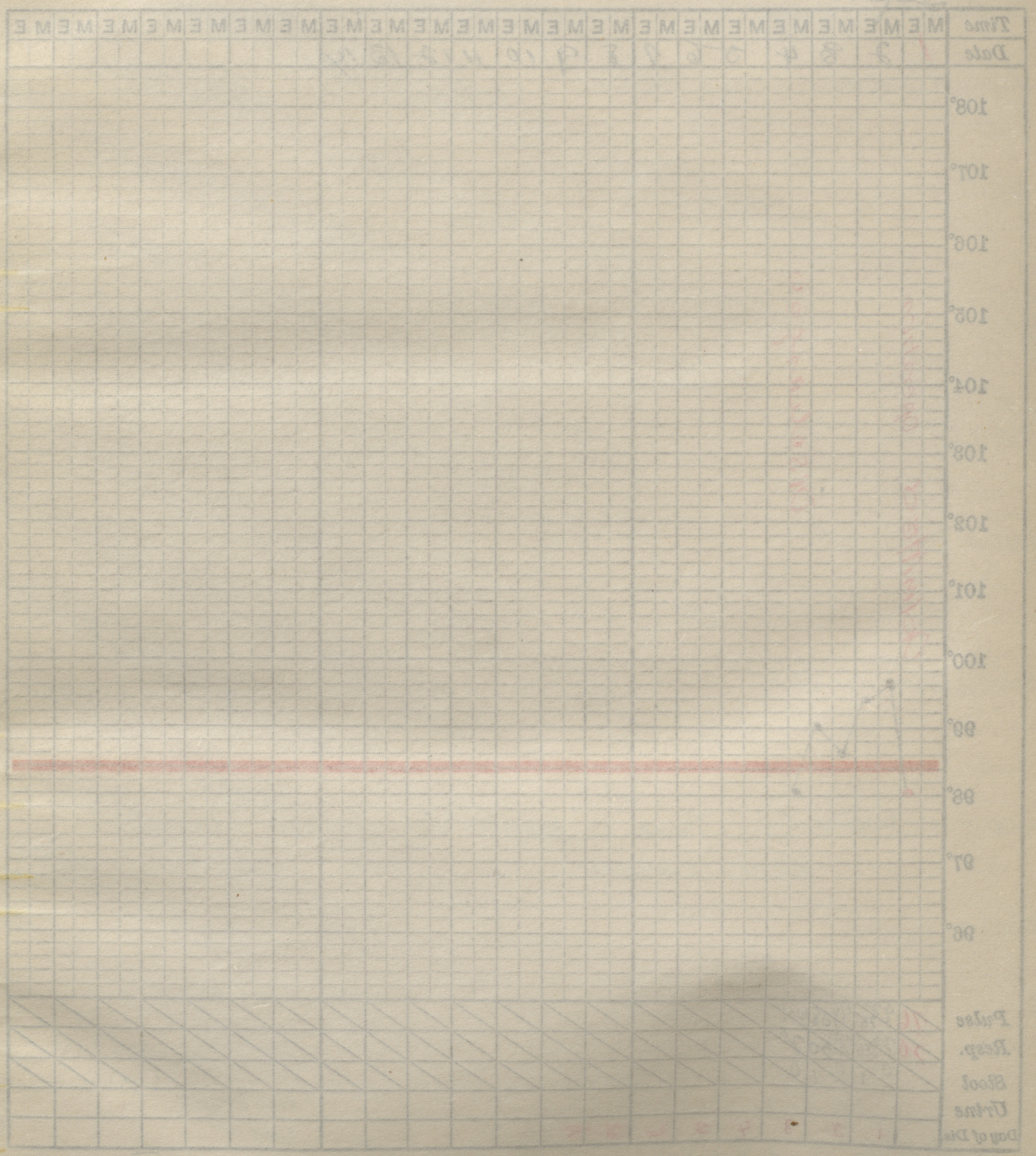
Time
Date
M E M E M E

Physical Examination :

Heart
Lungs } normal
Abd

6M-Form 164-2-15.

DEPARTMENT Oto Laryn **Royal Victoria Hospital**

Case No. 6098 Hospital No. Date of Admission, Sept. 1, 1915

Name (in full) Topping Elizabeth Address Belœil Station

Occupation School Age 12 Single, ~~Married, Widowed~~

Birthplace Ireland Religion Prot

In service Dr. Jamieson Recommended by Dr Jamieson

Complains of the following : adenoids + Tonsils

History of Development of Present Condition : Admitted for operation

Family History : ✓

Previous Health : ✓

Previous Admissions : ✓

Diagnosis for Indexing : Chr. Tonsillitis Adenoids

Operation or Treatment : Tonsillectomy Adenoidectomy

Detailed Diagnosis :

Result Cured ✓
Improved
Not Improved
Not Treated
Died

Date of Discharge : Sept 4/15

Clinical Clerk. g.c.a.

Treatment & Diary:

Sept 1/15 Adenoidectomy } Dr. Jamieson Etc
Tonsillectomy }

Sept

Form 7

Dr. Anderson.

ROYAL VICTORIA HOSPITAL

Name Elizabeth Topping Date Sept. 1st. 1915.

Sept.

Time	M	E	M	E	M	E	M	E	M	E	M	E	M	E	M	E	M	E	M	E	M	E	M	E	M	E	M	E	M	E	M	E
Date	1		2		3		4		5		6		7		8		9		10		11		12		13		14						

108° 107° 106° 105° 104° 103° 102° 101° 100° 99° 98° 97° 96°

42° 41° 40° 39° 38° 37° 36° 35°

Operation

Admitted

Discharged

Pulse	68	120 98	100 96	96			
Resp.	20	20 20	20 20	20			
Stool		0 0	0 1	0			
Urine							
Day of Dis.		1	2	3	4	5	6

Treatment & Diary

Sept 11/15 Adenoidectomy } Dr Jamieson
Tonsillectomy }

ROYAL VICTORIA HOSPITAL

Name Elizabeth Topping Date Sept 13th 1915

Sept.

Time	M	E	M	E	M	E	M	E	M	E	M	E	M	E	M	E	M	E	M	E	M	E	M	E	M	E	M	E	M	E
Date	7		8		9		10		11		12		13		14		15		16		17		18		19		20		21	

108°
107°
106°
105°
104°
103°
102°
101°
100°
99°
98°
97°
96°

Pulse
Resp.
Stool
Urine
Day of Dis

Physical Examination :

~~Heart~~ Lungs Abd normal

Heart $\frac{IV}{3/4 \mid 4\div}$ pulse Reg, tension good, vol fair
Rate +

Cardiac dulness enlarged to left
slight systolic rough murmur very slight transmitted
no loss of compensation

6M-Form 164-2-15.

DEPARTMENT Oto Laryn **Royal Victoria Hospital**

Case No. 6099 Hospital No. 73950 Date of Admission, Aug 31, 1915

Name (in full) Glicksman Tessie

Address 320 Elm Ave Westmt

Occupation School Age 11 Single, ~~Married, Widowed~~

Birthplace Can Religion Heb

In service Dr. Ballon- Recommended by Dr Ballon

Complains of the following : Tonsils & Adenoids

History of Development of Present Condition : Admitted for operation

Family History : ✓

Previous Health : ✓

Previous Admissions : ✓

Diagnosis for Indexing : Chr. Tonsillitis Adenoids Operation or Treatment : Tonsillectomy Adenoidectomy

Detailed Diagnosis :

Result Cured ✓
Improved
Not Improved
Not Treated
Died

Date of Discharge : Sept 1/15 Clinical Clerk. G.C.A.

Treatment & Diary:

Aug 31/15 Adenondectomy } Dr Ballon
Tonsillectomy }

Ether Dr. Bourne
Tonsils enlarged and showed signs of past inflammation

Form 7.

Dr. Anderson

ROYAL VICTORIA HOSPITAL

Name Miss Jessie Glickman Date Aug 31st 1915 "L"

Aug. Sept.

Time	M	E	M	E	M	E	M	E	M	E	M	E	M	E	M	E	M	E	M	E	M	E	M	E	M	E	M	E	M	E	M	E	M	E
Date	31		1		2		3		4		5		6		7		8		9		10		11		12		13		14		15		16		17		18		19		20	

108° 107° 106° 105° 104° 103° 102° 101° 100° 99° 98° 97° 96°

42° 41° 40° 39° 38° 37° 36° 35°

Admission + operation

Discharged

Pulse	88	96	90																															
Resp.	22	20	20																															
Stool			1																															
Urine																																		
Day of Dis.																																		

Treatment & Diary

Aug 31/15 Antemortem
Postmortem

ROYAL VICTORIA HOSPITAL

Name Miss Jessie Glickman Date Aug 31st 1915

Aug 31st

Time	M	E	M	E	M	E	M	E	M	E	M	E	M	E	M	E	M	E	M	E	M	E	M	E	M	E	M	E	M	E	M	E	M	E
Date	31	1	2	3	4	5	6	7	8	9	10	11	12	13	14	15	16	17	18	19	20	21	22	23	24	25	26	27	28	29	30	31	1	2

108°
107°
106°
105
104°
103°
102°
101°
100°
99°
98°
97°
96°

41°
40°
39°
38°
37°
36°
35°

Pulse
Resp.
Blood
Urine
Day of Dis.

Form 80. 10m-5-14

ROYAL VICTORIA HOSPITAL

DOCTOR'S ORDERS

Name Miss Jessie Glickman Date of Admission Aug. 31st 1915

DATE	DIET	MEDICINE	SPECIAL TREATMENTS
Aug. 31st			Admission
" "			Operation
Sept. 1st			Discharged

Form 80. 10m-5-11

ROYAL VICTORIA HOSPITAL

DOCTOR'S ORDERS

Name Miss Jessie Chisholm Date of Admission Aug 31 st 1915

DATE	DIET	MEDICINE	SPECIAL TREATMENTS
Aug 31st			Dressing
Sept 1st			Operation
			Discharged

Physical Examination :

Heart Lungs & abd neg .