

Notes on *Cubropicus*
Burachanus

Found in trees decimated
in 1893 in the section
of the South Yggus,
Nova Scotia.

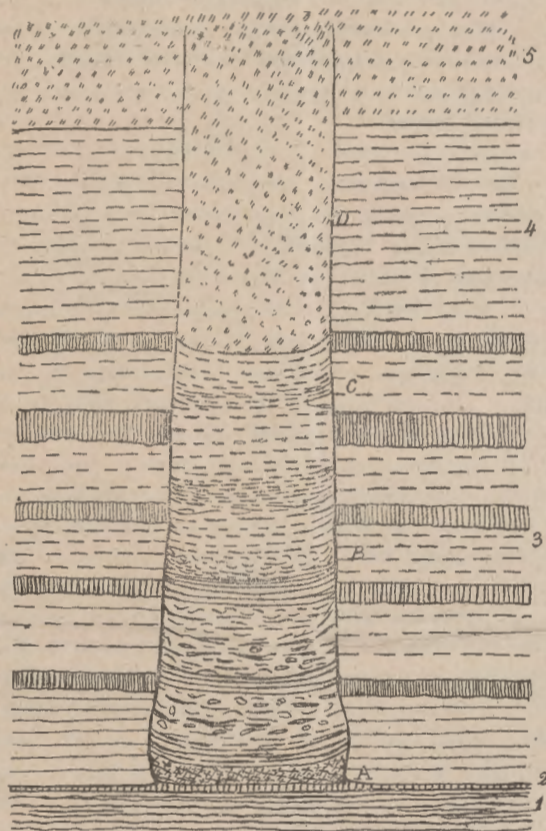


FIG. 1.—Section of tree No. 1, Division 4, Section XII., Coal-group 26, of South Joggins section; as observed *in situ* by Mr. P. W. McNaughton. (Scale 2 feet to an inch.)

Enclosing Beds.—(1) Underclay; (2) coaly layer; (3) alternations of shale and sandstone, 5 feet 2 inches; (4) shale, 2 feet 6 inches; (5) sandstone, 12 feet.

Filling of Trunk.—(A) Mineral charcoal and thin carbonaceous laminae. (B) Arenaceous and argillaceous matter, irregularly bedded and with many vegetable fragments. (C) Sandy layers, depressed in centre, with occasional shaly bands and vegetable fragments; remains of land animals up to top of C. (D) Barren sandstone, same with overlying bed.

tinet layers, and rich in phosphate of calcium. Under the lens it is seen to contain fragments of bones of small reptiles and of chitinous matter of millipedes or insects. It is in short in some places a very fine bone-breccia and in others an indurated guano.

The whole of the material of this tree was carefully taken out by Mr. McNaughton, with the aid of Mr. J. Devine, and packed in boxes, keeping separate the lower, middle and upper portions, and is now in process of being split up and examined—a work requiring much time and labour. So far as yet observed, the species represented are *Dendrerpeton Acadianum* and *D. Oweni* and *Hylonomus Lyelli*, which, as in all trees hitherto examined, predominate in numbers. *Hylerpeton Dawsoni* and *H. longidentatum* also occur, and there are bones which probably indicate two new species. *Pupa vetusta* also occurs, though rarely, and there are numerous fragmentary specimens of millipedes of the genera *Xylobias* and *Archiulus*. This tree is remarkable above all others hitherto found for the great thickness of the productive layers and the abundance of coprolitic matter, which probably indicate that it remained open a long time, and that some of the animals continued to live and subsist on their feebler companions for some time after they fell into it. It results, however, from this that the bones of the smaller species are much scattered. The devourers of these smaller animals would seem to have been the species of *Dendrerpeton* whose bones are least scattered, and in some cases associated with carbonised cuticle. One specimen of *Dendrerpeton Acadianum* is the largest yet found, the skull being 4 inches in length. It may have been nearly 3 feet long, and could not therefore extend itself within its prison.

The second tree found by Mr. McNaughton is in Division 4, Section XIII, Group 20, of the Section. It is thus 203 feet 7 inches below the original bed at Coal Mine Point, and is about half way between this and the new tree in Group 26. It is remarkable as standing on a bituminous shale, one of the few beds of this kind which have been elevated

"Reprinted from the Canadian Record of Science, January, 1894."

**Preliminary Note on Recent Discoveries of
Batrachians and other Air-breathers in
the Coal-Formation of Nova Scotia.**

By Sir J. WILLIAM DAWSON.

This note is intended to record the fact of the discovery, in 1893, of erect trees containing remains of land animals at two horizons in the coal-formation of the South Joggins, in addition to that in which such remains were found by Sir C. Lyell and the writer in 1851, and from which so many additional trees of this character have been extracted in subsequent years. Details as to the species in the recently discovered trees will be published when their contents have been worked out and studied.

The remarkable section of coal-formation rocks at the South Joggins, in Cumberland County, Nova Scotia, has long been known as one of the most instructive in the world; exhibiting as it does a thickness of 5,000 feet of strata of the coal-formation in a cliff of considerable height, kept clean by the tides and waves, and in the reefs extending from this to the shore, which at low tide expose the beds very perfectly. It was first described in detail by the

late Sir W. E. Logan,¹ and afterwards the middle portion of it was examined in greater detail by the author, more especially in connection with the fossil remains characteristic of the several beds, and the vegetable constituents and accompaniments of the numerous seams of coal.² It was on occasion of a visit of the author, in company with Sir Chas. Lyell, and in the pursuit of these investigations, that one of the most remarkable features of the section was disclosed in 1851. This is the occurrence, in the trunks of certain trees imbedded in an erect position in the sandstones of Coal-mine Point, of remains of small reptiles, which, with one exception, a specimen from the Pictou coal-field, were the first ever discovered in the Carboniferous rocks of the American continent, and are still the most perfect examples known of a most interesting family of coal-formation animals, intermediate in some respects between reptiles proper and batrachians, and known as *Microsauria*. With these were found the first known Carboniferous land-snails and millipedes. Very complete collections of these remains have been placed by the author with his other specimens in the Peter Redpath Museum of McGill University. The manner in which these remains were entombed may be stated as follows:

A forest or grove of the large ribbed trees known as *Sigillariæ* was either submerged by subsidence, or, growing on low ground, was invaded with the muddy waters of an inundation, or successive inundations, so that the trunks were buried to the depth of several feet. The projecting tops having been removed by subaerial decay, the buried stumps became hollow, while their hard outer bark remained intact. They thus became hollow cylinders in a vertical position and open at top. The surface having then become dry land, covered with vegetation, was haunted by small quadrupeds and other land animals, which from time to time fell into the open holes, in some cases nine feet deep,

¹ "Report Geol. Survey of Canada," 1844.

² "Journal London Geological Society," vol. x., pp. 1 et seq., 1853; "Acadian Geology," pp. 156 et seq.

and could not extricate themselves. On their death, and the decomposition of their soft parts, their bones and other hard portions remained in the bottom of the tree, intermixed with any vegetable *débris* or soil washed in by rain, and which formed thin layers separating successive animal deposits from each other. Finally the area was again submerged, or overflowed with water bearing sand and mud. The hollow trees were filled to the top and their animal contents thus sealed up. At length the material filling the trees was by pressure and the access of cementing matter hardened into stone, not infrequently harder than that of the containing beds, and the whole being tilted to an angle of 20°, and elevated into land exposed to the action of the tides and waves, these singular coffins present themselves as stony cylinders projecting from the cliff or reef, and can be extracted and their contents studied.

The singular combination of accidents above detailed was, of course, of very rare occurrence, and in point of fact until the year 1893 these conditions were known to occur in only one set of beds: under the thick-bedded sandstone in Division 4, Section XV. Coal-group 15, of my section of the South Joggins.¹

In the spring of 1893, however, Mr. P. W. McNaughton, of the Joggins Coal Mine, who had been so kind as to watch the exposures of trees in the cliff at my request, was so fortunate as to find two productive trees in beds considerably below that which had afforded the previous discoveries. According to Mr. McNaughton's observations, the lowest of these trees is in Division 4, Section XII., Coal-group 26, of my section, or 414 feet lower in the series than the original bed, and about 1,617 feet distant from it along the shore. The intervening beds, besides sandstones, shales and underclays, include fifteen small seams of coal, and five beds of bituminous limestone and calcareo-bituminous shale, so that they must represent a considerable lapse of time. The tree was rooted in a shaly underclay, with coaly streaks and

¹ "Acadian Geology."

stigmara roots. It was one 1 foot 11 inches in diameter near the base. Below this, as is often the case with erect sigillariæ, there was a slight swelling or bulb. The lower part is imbedded in gray sandstone and shale for 5 feet 2 inches. Above this are 2 feet 6 inches of gray shale. Above this is a sandstone 12 feet thick, but the tree penetrates this only about 8 inches, when it is broken off. Thus the total remaining height is 8 feet 4 inches. The tree was probably a ribbed *Sigillaria*, and the bark at the base is unusually thick and rugged for trees of this kind. The remains of woody matter contained in it have not yet been examined microscopically. In the figure the tree is represented in its original vertical position, without reference to the dip (Fig. 1.)

Five feet of the lower part of this tree are filled with matter which must have been introduced into it while it remained an open pit, accessible to land animals. This material, while all probably introduced by rain-wash or accidental falling from the surface, is of varied character. At the bottom there is a layer of mineral charcoal about an inch in thickness, and immediately above this is a black shaly layer, with bones of small batrachians, remains of millipedes and coprolitic matter. Above this is a hard material, composed partly of indurated calcareous clay and partly of vegetable fragments arranged in very irregular layers, which have usually a shallow basin shape, being hollowed toward the centre. This is partly an effect of compression of the vegetable matter, and is partly caused by the greater thickness of the earthy beds toward the sides, a consequence of rain-wash from the surface. Here and there, throughout this part of the stem, there are thin, black, coaly or shaly bands marking surfaces of some duration. Toward the upper part of the productive five feet, sandstone predominates, but there are still occasional dark beds. Throughout all these layers there are animal remains, which are, however, more abundant in the dark and laminated beds. There is, more especially in the lower part of the tree, much coprolitic matter, sometimes in dis-

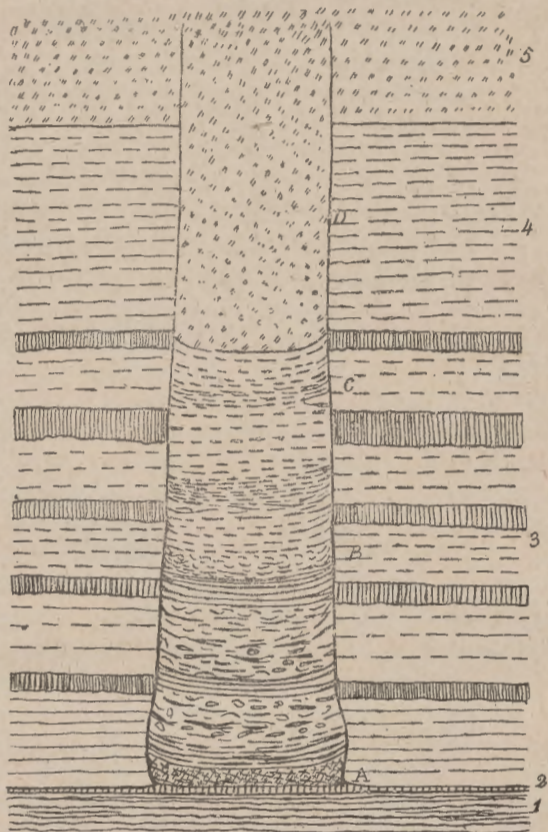


FIG. 1.—Section of tree No. 1, Division 4, Section XII., Coal-group 26, of South Joggins section; as observed *in situ* by Mr. P. W. McNaughton. (Scale 2 feet to an inch.)

Enclosing Beds.—(1) Underclay; (2) coaly layer; (3) alternations of shale and sandstone, 5 feet 2 inches; (4) shale, 2 feet 6 inches; (5) sandstone, 12 feet.

Filling of Trunk.—(A) Mineral charcoal and thin carbonaceous laminae. (B) Arenaceous and argillaceous matter, irregularly bedded and with many vegetable fragments. (C) Sandy layers, depressed in centre, with occasional shaly bands and vegetable fragments; remains of land animals up to top of C. (D) Barren sandstone, same with overlying bed.

tinet layers, and rich in phosphate of calcium. Under the lens it is seen to contain fragments of bones of small reptiles and of chitinous matter of millipedes or insects. It is in short in some places a very fine bone-breccia and in others an indurated guano.

The whole of the material of this tree was carefully taken out by Mr. McNaughton, with the aid of Mr. J. Devine, and packed in boxes, keeping separate the lower, middle and upper portions, and is now in process of being split up and examined—a work requiring much time and labour. So far as yet observed, the species represented are *Dendrerpeton Acadianum* and *D. Oweni* and *Hylonomus Lyelli*, which, as in all trees hitherto examined, predominate in numbers. *Hylerpeton Dawsoni* and *H. longidentatum* also occur, and there are bones which probably indicate two new species. *Pupa vetusta* also occurs, though rarely, and there are numerous fragmentary specimens of millipedes of the genera *Xylobias* and *Archiulus*. This tree is remarkable above all others hitherto found for the great thickness of the productive layers and the abundance of coprolitic matter, which probably indicate that it remained open a long time, and that some of the animals continued to live and subsist on their feebler companions for some time after they fell into it. It results, however, from this that the bones of the smaller species are much scattered. The devourers of these smaller animals would seem to have been the species of *Dendrerpeton* whose bones are least scattered, and in some cases associated with carbonised cuticle. One specimen of *Dendrerpeton Acadianum* is the largest yet found, the skull being 4 inches in length. It may have been nearly 3 feet long, and could not therefore extend itself within its prison.

The second tree found by Mr. McNaughton is in Division 4, Section XIII, Group 20, of the Section. It is thus 203 feet 7 inches below the original bed at Coal-Mine Point, and is about half way between this and the new tree in Group 26. It is remarkable as standing on a bituminous shale, one of the few beds of this kind which have been elevated

to constitute forest soils. It is 22 inches in diameter, and is about seven in height; but only about 18 inches of the lower part are productive, and are largely composed of a dark-coloured laminated material, much damaged by the percolation of ferruginous water. The enclosing beds are, in ascending order, coarse shale and sandstone 3 feet, sandstone 4 feet, and beds of coal with shaly partings 2 feet. The contents of this tree have as yet been only cursorily examined, and though it contains many small bones, these are for the most part not in so good preservation as in the other tree. They include specimens of *Dendrerpeton* and *Hylonomus*.

It is probable that at least twenty batrachians found a grave in the first mentioned tree. Among the vegetable matter mixed with the bones, I have noticed fragments of *Lepidodendron* and *Calamites*, and leaves of *Cordaites* and ferns, and stems with numbers of aerial roots of the type of *Psaronius*; but most are mere scraps of bark and decayed wood, such as might drop in, or be washed in from the surface by rain.

On the whole the preliminary examination of these trees does not indicate material change of fauna during the deposition of fifteen successive coal-beds and their accompaniments. It would also seem to show that the trees previously extracted, about thirty in number, have nearly exhausted the terrestrial vertebrate fauna of the locality.

For descriptions of the species hitherto discovered in these singular repositories; reference may be made to the author's "Geology of Nova Scotia, New Brunswick and Prince Edward Island," chapter xviii., to his "Air-breathers of the Coal Period," and to his paper on "Erect Trees containing Animal Remains" in the Transactions of the Royal Society of London, Part II., 1882, and for a summary of the facts to "Salient Points in the Science of the Earth," chapter x. More detailed notices of the fossils found in the trees recently discovered will appear in the future.

Platygepis

- Skull Broad & Short
- Snout as Deep as head
- Teeth small, pleated large curved
- ~~of~~ flattened at point in mandible
- Small teeth numerous on palate
- Subtace well ossified
- Limbs stout short
- Abdomen with dome away of
- Scales by scales with thickened
- Margins in transverse rows
- Large thoracic plate
- Prof. musculature by 9 rows
- Gills as in *Thamnotus* *Fisch*

Genus, PLATYSTEGOS, Dawson.

Head broad and short; orbits very large; cranial bones deeply sculptured; teeth strongly plicated and curved, with sharp edges at apices, especially the inner palatal teeth, which are very large; many minute teeth on the vomerine bones; vertebrae ossified, biconcave; limb bones imperfectly ossified, short; lower surface protected with a thoracic plate and thick, densely imbricated bony scales in transverse rows; body above with thin, rounded scales, concentrically marked.

16. PLATYSTEGOS LORICATUS, s. n.

Characters as above. Head about 8 centimetres long when flattened, 9 c.m. broad across parietal foramen: ~~synsphenoidal~~ and temporal bones projecting backward in points much behind the condyles; parietal foramen small; orbits large; length of longest tooth seen 7 m.m.; cranial bones closely and deeply fitted; humerus with very thin bony walls, cartilaginous within 3.5 c.m. long.

Erect tree South Joggins, Coal Formation, col. P. W. McNaughton:

fo

②
m broad
fo
pi
② i

8. HYLERPETON INTERMEDIUM, s. n.

This species is known as yet only by the mandibles and portions of the skull, which are rather shorter than those of adult individuals of the other species. The extremity of the mandible and the cranial bones have the same slightly waved surface as in the other species. Mandibles three centimeters long and the teeth which are about fifteen in each range of the lower jaw are simple, with large flat cavities. Those of the maxillary bone slightly enlarging upwards, and intermediate in form between the long slender teeth of *H. longidentatum* and the thick obtuse teeth of *H. Dawsoni*.

Coal Formation, S. Joggins, N. Scotia, in erect tree, discovered by P. W. McNaughton, 1893.

last
u

Hyleterpeton longidentatum - See as to
Teeth

In Miscellaneous Box
Horn like *Leaterpeton*

Genus, PLATYSTEGOS, Dawson.

Head broad and short; orbits very large; cranial bones deeply sculptured; teeth strongly plicated and curved, with sharp edges at apices, especially the inner palatal teeth, which are very large; many minute teeth on the vomerine bones; vertebrae ossified, biconcave; limb bones imperfectly ossified, short; lower surface protected with a thoracic plate and thick, densely imbricated bony scales in transverse rows; body above with thin, rounded scales, concentrically marked.

16. PLATYSTEGOS LORICATUS, s. n.

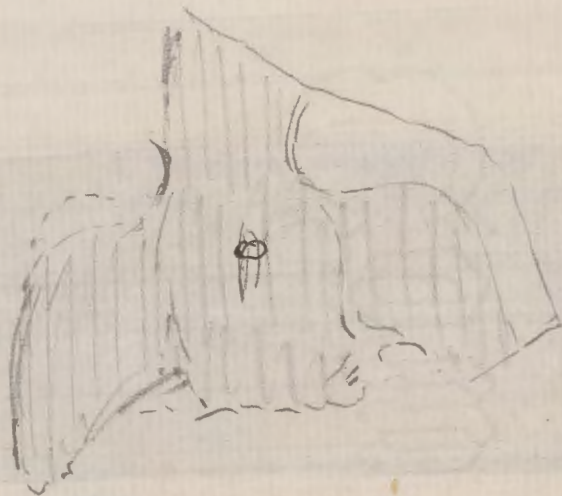
Characters as above. Head about 8 centimetres long, when flattened, 9 c.m. ~~hood~~ across parietal ~~framen~~; ~~synsacral~~ and temporal bones projecting backward in points much behind the ~~indyles~~; parietal ~~framen~~ small; orbits large; length of longest tooth seen 7 m.m.; cranial bones closely and deeply ~~fitted~~; humerus with very thin bony walls, cartilaginous within 3.5 c.m. long.

Erect tree South Joggins, Coal Formation, col. P. W. McNaughton.

②
m broad
fo
pi
② i

fo

Platy Stegos



The
rather sh
mandible
Mandible
lower jaw
ing upw
and the
Coa
1893.

last
u

Measurements 8 cm long for
Caudles
When flattened 9 c.m. broad
at frame
Longest tooth 7 m.m.
Humerus 3.5 c.m.

with

23. HYLOPUS ~~MINOR~~, s. n. m

On a slab of sandstone in the Museum of the Geological Survey of Ottawa, collected by Mr. Weston, is a series of small footprints about two cm. in diameter, with five toes, the fore foot being a little smaller than the hind. The length of the stride of the hind foot is eight cm. The distance transversely from the outside of the tracks is about six cm. There is a central tail-mark, and at the sides, when the animal has turned, it has left a few slight striæ probably representing the ends of the lateral lappets. These tracks are probably those of a Microsauria. I have some small slabs with similar but less perfect impressions collected by Mr. Devine at the Joggins, a few years ago.

24. *Hylopus*, Sp.

Mr. Weston has also placed in the Survey collection a small slab with some footprints of a different character from the above. They are merely marks of five toes, about three centimetres broad, and somewhat close together longitudinally, the ~~creatures~~ being less than five centimetres. There is no tail-mark. They may be footprints of a species of *Dendroperon* walking over a firm surface.

25. *Hylopus*? trifidus S. M. S, N

Footprints small, trifid; in some, traces of a fourth toe projecting outward; footprints uniform in size and close together in two rows three-fourths of an inch apart—footprints an inch. It is just possible that this creature may have been biped. Smith Joggins, collected by Mr. Devine.

26. *Hylopus*? Sp.

Trifid, or occasionally quadrifid, tracks, with slender toes about a quarter of an inch in length resembling those of modern sandpipers, but with occasional smaller tracks as if of smaller fore feet. They probably indicate some creature as yet unknown, otherwise than by its footprints. South Joggins, collected by Mr. Devine.

~~South Joggins, collected by Mr. Devine.~~

On the slabs containing these footprints, there are trails of small invertebrate animals, showing many punctate impressions. They may have been produced by worms, millipedes or insects or small crustaceans.

There are in our collections numerous indeterminate and imperfect footprints which have not been named or catalogued. They indicate the presence of land vertebrates from the base of the Lower Carboniferous up to the summit of the Upper coal formation; and it is highly probable that several of them belong to creatures not otherwise known. It is hoped that eventually means will be found to publish these, as well as many characteristic bones of batrachians in the above list, which have not been adequately figured.

ARTHROPODA.

n

distance

(g)

apart

ifi

2

2

Hal

on

(g)

(g) Caps

blank

Notes Reptiles 1893 ~~two~~

Dendroica ~~peru~~ Acadia ~~peru~~

Swiss ~~peru~~

Head

Humerus

Bread plate

Toe of the foot

DEPARTMENT OF THE INTERIOR
UNITED STATES GEOLOGICAL SURVEY
DIVISION OF FOSSIL INSECTS

CAMBRIDGE, MASS.,

Jan 19

1895

Dear Sir William

At least I have accomplished the somewhat painful task of going over the material from the sigillarum stamps which you entrusted to me and I return the specimens to-day - I did not find anything new or specially worthy of observation in them, so that there is nothing to report on them in print. There is possibly a new species of *Archivulus* in those I have marked "*Archivulus* sp." - I have marked in pencil on the labels what I could make out - excepting in a few cases as follows: 40 & 40a are perhaps *Magonia*. 10 is an *Archivulus* perhaps *lyelli*; 41 & 42 are probably *Archivulus euphrosinoides*; 22 is *Xystus dawsoni*; 37 X. probably *sinuatus*; 38 X. *sigillarum*; 39 X. *fractus*.

I am sorry I could not find anything specially interesting, but I have named most of the specimens.

It was with great pleasure that I heard yesterday that Dr Dawson had been appointed Chief of the Geological Survey. Surely it could not be in better hands.

Please present my regards to Lady Dawson & believe me

Very sincerely yours

Sam. Henshaw

Described in article read at meeting
of Royal Society in May 1894 -

Canadian fossil millipedes
from the Little River Group

order
Protosyng-
natha

Calceocampa (?) obscura

placed here to avoid giving a new
generic name. It is flattened like a
Chilopod; not like a Diplopod ^{sidewise}, as is
the species of meek & Worthen -

order
Archi-
poly-poda

Euphoberia atava

a characteristic form of this genus

Euphoberia sp?

only a few joints preserved -

Cilaticus (?) antiquus

the parts are not sufficiently
well preserved to make it sure
that it belongs to this genus. { Compare
Lithobius

Dyodes (?) attenuata

doubtfully if of this genus, because
the row of spines cannot be seen.

Among modern ~~species~~ genera
~~Dediplata~~ Scopelus seems to come
near.

a cheilopod not named, has only one pair
of feet to each joint, but it is flattened
sidewise like a Diplopod or Archi-
poly-pod -

I cannot pretend to give families to which
these Insecta belong, but you can
judge from the above remarks

E. F. M.

Movable cheeks of Paradoxides..... i, 271
 Murray, Alexander, on Newfoundland..... vii, 136

N

Nathorst, A. G., on tracks in Cambrian sandstone..... viii, 139, 149
 Nautilus pompilius..... iii, 46
 Neobolus, Trematobolus compared to..... xi, 77
 Newfoundland, Cambrian fossils in..... iv, 147

O

Obolella, genus..... ix, 39
 O. — ambigua..... ix, 41
 O. — chromatica..... ix, 39
 O. — crassa..... ix, 39
 O. — desiderata..... ix, 40
 O. — gemma..... ix, 40, 42
 O. — gemmula..... ix, 42
 O. — Ida..... ix, 40
 O. (Linnarssonina) misera..... iii, 36, iv, 150
 O. — nitida..... ix, 40
 O. — polita..... ix, 39, 41
 O. (Linnarssonina) pretiosa..... ix, 40
 O. (L.) sagittalis..... iii, 35
 O. (Linnarssonina) transversa..... iii, 35
 Obolus..... ix, 43
 O. — Apollonis..... ix, 41, 63, xi, 90
 O. ? — favosa..... vii, 141
 O. ? — major..... vii, 155
 O. (Mickwitzia) monilifera..... vii, 138, 141
 O. (Botsfordia) pulchra..... vii, 151, ix, 62, xi, 90
 O. — refulgens..... ix, 44, 63
 O. — Quenstedti..... xi, 91

var. atrypoides..... ix, 48
 var. lyncoioides..... ix, 49
 var. strophomenoides..... ix, 49
 O. — Menapiae..... x, 101
 O. — orthambonites..... x, 101
 O. — primordealis..... viii, 131
 O. (Protorthis) Quacoensis..... iii, 43
 Orthisina Billingsi..... viii, 131
 O. — Quacoensis..... viii, 131
 O. ? — Johannensis..... ix, 49
 O. ? — Orientalis..... ix, 50
 O. ? — pepina..... ix, 50

P

Palæacmea..... iii, 59
 P. (Parmophorella) Acadica..... iii, 59, viii, 132
 Palæochorda setacea..... vii, 145
 Paradoxides, their history..... i, 87, 271
 P. — appendages of..... ii, 101
 P. — pygidia..... i, 273
 P. — hypostomes..... i, 278
 P. — movable cheeks..... i, 271
 Paradoxidea of the St. John Group..... v, 163
 Paradoxides-Olenellus, distribution of their genera..... x, 9
 Paradoxides Abenacus..... iii, 78, v, 147
 P. — Acadicus..... i, 103, 107, ii, 121
 movable cheek ?..... i, 272
 pygidium and young..... i, 274, ii, 99
 var. suricus..... iii, 77
 P. — aurora..... ii, 122
 P. — Bennetti..... iv, 117, 121, 122
 P. — Bohemicus..... v, 155

90

Handwritten:
 Olenellus
 from multiple papers
 papers in paper, 1888

Two collectors
 are named for
 the two insect wings
 of Bed No 2. If
 G. F. Hartt collec-
 ted *Xenoneura*
antiquorum J. W. Hartt
 collected *Scirpomyia*
simplex; or vice
versa.

? Collector of *Scirpomyia* *simplex*
 No collector named by
 Seader.

 Collector of *Archaeoselex*
 Collector W. J. Wilson *Cernuus* Hartt

Names, authors, & collectors
 of Devonian *Mullipedes*
 discovered or described by
 Mr. Matthew

Order _____
Family _____
Genus _____
Species _____

Name Credited *Strophia* (*strophella*)
Grandavia to J. F. Matthews
 Is this correct?
 I collected it.

Memo for Mr Mattheus

collected by G.F.M. } distantly allied to *Architarbus* } Not an *Architarbus*,
but a new genus not published
} *Anthracomartus*

Collected by W.J. Wilson } *Palaeophonus arcticus* } not published - the article was not printed in last years Trans. R.S.C.

Collected by W.J. Wilson } *Liripterella ornata* } Trans. R.S.C. Vol VI. Sec IV p. 60. 1888 Montreal

Amphipeltis paradensis, Salter
Pubd (as Crustacean) Journal
Geol. Surv of London July 1863. *Academy
Geology 2d Edn p. 523*

Kindly give specific names, who published,
and by whom collected - J.W.D.

Four species of chasmodons
are recorded by Matthew from
St John and are referred to
the following genera:—

- 3 Archuleta
- 4 Palaeophonus
- 5 Euryptera
- 6 Cheloniceras

They are all from the "Little River
Series, Devonian of St John,
New Brunswick.

St John N.B. 11 June 1894

Dear Sir William

I owe an apology for delaying so long a reply to your letter. I found it awaiting me on my return to St. John, but could not take it up at once.

After some search I was enabled to answer your question re the collector of *Graphemera simplex* (J.W. Hartt?)

The following were the collectors of the insect wings described by Dr. Scudder.

Xenopneura
Platyphemera antiquum C.F. Hartt?

Platyphemera antiqua J.W. Hartt and C.F. Hartt

Dyscritus vetustus

Lithentomum Harttii

Homotheus fossilis

} Two discovered by C.F. Hartt, one by J.B. Hegam

Two of my articles were crowded out of the volume of Transactions last year so I cannot give reference to printed page except for *Eurypterella ornata* (of the list you send)

Since the contents of the Plant Bed were originally described, various points, lithological and stratigraphical have turned up indicating a greater age for these beds than has been supposed. If it were not for your opinion as regard the plants, I should say that ^{Little River Group} they were probably Silurian. But the crucial test of marine organisms is so far, wanting. It is ^{in account of this doubt} ~~for this reason~~ ^{for this reason} that I have gone back to the use of Little River Group. I am describing a number of new species, and I am loathe to have them appear as Devonian, when to me they seem doubtfully such. In my two articles on these Air-breathers I have stated

the evidence bearing upon the age of the Little
Rivers Group and the contiguous terranes, but
it would take too much time to ~~state~~ ^{repeat} it here.
Still if you publish the new names I would
like to have my view as given above stated
in connection with them, otherwise they would
go into literature as Devonian without any
proviso.

Hoping you will find the notes of
value
I remain

yours very truly

G. F. Matthews

Memoranda
G. F. Matthews
A. M. S. P. S.

Inventory Dec 1

<i>Dendropetala</i> dead	6	St. ...	H?
<i>D. Oweni</i>	65	—	H
<i>Platypterus</i>	4	—	H
<i>Hylep. ...</i>	2	—	
<i>... Inydeat</i>	4		
<i>Melobora</i>	1		
<i>Smulpetus</i>	1		
<i>Hylomimus</i> ^{Luteolus}	2	84	
<i>Hylomimus</i> ^{gelli}	8	4	
<i>Hylep. Dawsoni</i>	1		
	<u>37</u>		
			31

Dec 2

<i>D. ...</i>	2	
<i>D. Oweni</i>	1	
<i>Hylep. ...</i>	1	
<i>Hylomimus</i>	1	9
	<u>1</u>	3

Carlsbad

Bathtub

Price of

1893

Mrs
W & P

11
=

11
=

11
=

11
=

11
=

11
=