


*Fibrous interbank*

*Scrupp  
Ligne*

*Scrupp  
Ligne*

IV


21



*tissues*

Fig 20

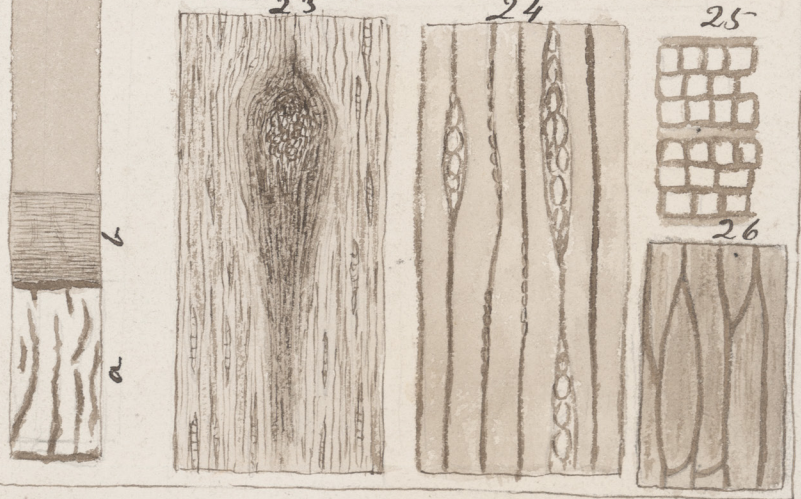
22 \*



23

24

25



26

(\* This figure is inverted)  
JMS