PARKINS & GOTTO,
MANUFACTURING
STATIONERS,
24 & 25, OXFORD ST.

MEDICAL LIBRARY
McGILL UNIVERSITY
O.L. MS. Acc. 429 v.3.
ACC. NO. 64622 REC'D 1948

610.8 G437 v.3



Sir George Duncan Gibb. Bar.t

M.D. L.L.D. M.A. F.G.S.

DAMAGE TO BOOKS

Readers are reminded that under the provisions of the Canadian Criminal Code any wilful damage to property constitutes a criminal offence for which severe penalties can be inflicted.

Minor damages render the offender liable to a fine of $20.00, and he is also bound to compensate the owner up to a limit of $20.00. Refusal to pay these sums is punished with imprisonment up to two months. (Sections 539-540).

More serious damage can be visited with a term of imprisonment up to two years. (Section 510-E).

3/9

Purchased 18th March 1863
G. D. Gibb M.D.

e. 361

Medical

Case Book

Volume 3.

of

George Duncan Gibb M.D

LIBRARY
MEDICAL FACULTY
McGILL
UNIVERSITY

2

64622

4

Examination of a dozen females, variously affected with Laryngeal disease, in the Marylebone Infirmary - including an attempt to do so on 2 Idiots -

March 21st 1883. I went by appointment to the Marylebone Infirmary at ¼ past 3 pm, to meet Dr Randall, and examined about a dozen cases of laryngeal disease, chiefly mild -

Case of aphonia 14 months standing, in a woman of 40, who has had it off & on for 14 years - Has chest disease as well - Larynx & epiglottis red & congested, cords normal, trachea inflamed, & subglottic swelling -

General Paralysis with paraplegia in many ways - elderly woman - was so nervous, agitated & excited, could only see the epiglottis - Tongue spasmodically retracted -

Dumb idiotic girls about 13 & 14 - No intelligence - could not get the tongues out, & when the Mirror was introduced into 1, she nearly bit the handle in 2 -

3 or 4 cases of mild Syphilitic laryngitis, well seen, but nothing out of the way -

One patient, an intelligent person of 19 or 20, trembled most violently, but I had a capital view of the larynx & could have seen the bifurcation with a good light -

Dr Randall & his assistant have the cases well -

An elderly woman with partial aphasia, pernicious laryngitis, had swelling of the membrane beneath the left vocal cord, which projected beneath it, as if a third cord was present, thus:

Mrs Thomas Abraham aged about 60 of Hampstead Heath (Squires Mount) came to me March 23. 1863 with Mrs Harrisson, wife of the Surgeon of 6 Upper Montague St, W. & recommended to me by him. Ill with sore throat since 14 Dec 1861 caught at Hampstead, have badly drained, diphtheria then prevalent. Under Yearsley sometime, who applied Sol 50 times (every 2nd day) & she says certainly did good to back of the throat. In swallowing has pain at the root of the neck, top of sternum, which she thinks is the disease & has driven downwards. Slightest cold flies to the throat; has suffocation feel at night, always, as if going to be choked. & as if each night was to be her last. Is nervous & excited & anything affects her, has had much trouble. Has soreness 1st on one side & then on the other. Health low & weak, taking guinea lately & using gargles of Iron, tongue quite black. The fauces looked well.

Laryngoscopy. showed Chronic congestion of Trachea & sub glottic muc. mem with great irritability and spasm of all the muscles of the larynx. Latter much manifested during exam^n. Cords natural & small thus

C. mag. bis. die.

Gets very low spirited at times.

℞ Am Bromidi ʒ ss
Spt Am aromat
Tr Nucis Vom an ʒ iss
Syr Croci ʒ ss
Aquae ad ℥ viij.

25th The med made her throat feel raw, & she had a curious sensation

Calcareo - atheromatous expression -

in the left arm, & she therefore stopped it; & she feels a desire to swallow more or less constantly - Lad - Sol Nit arg wh brush to larynx - omit med for print -

℞ Am Bromid ℥ß
Aluminis gr x
Glycerin ℥ß
Aquae ad ℥vj.
gargle m & e -

only Sister of Mr Quilter of the City & heiße of Mr Abraham, Surgeon, City -

30th Is really better, altho desponding -

℞ Am Iodidi ℈j
Tinct Sanguin
Spt am aromat aa ℥ij
Syrupi Simp ℥ß
Aquae ad ℥viij. m

C. mag his die -

applied Trachea syringe wh Sol Nit arg. } Pt. Gargle - Pain is chiefly thyro-hyoid -

April 6th Wonderfully improved, has eaten tremendly she says, up to the 5th when pn returned in left neck, where there is a swelling early to the thyro-hyoid ligament. The pain remains stably & does not shift about. Face is fatter & look more tranquil - Trachea less injected, threw in a little shower of Nit arg.

℞ Ext Bellad gr 12
Zinci Acet gr v
Ung Simp ℈j.
To be rubbed into neck at night -

Pt Mist et gargaris.

Throat feels warmer & better since last occasion for the medicine

Shower to day produced no mucous secretion as it did last day, but the heat was felt in the trachea nearly as far as ye sternum -

April 7th Mrs Harrison called, to speak about the fees -

11th Going on very well - neck better - pt Med t.d.

18th Has been quite well, & can hardly realise it, after such long suffering - rt eye little sore - Pt -

8 May - Little cold - Trachea injected - Used Sol Nit arg wh syringe -

11th Better. L.E. sep of ½ to bottom of neck - ditto - 15th Pt.

8 18th Shower Nit ary & Sol Iod Silver to fauces — Pt gargle — ℞ Am Iod ʒj Spl Am aromat ℥ij Cord Co āā ʒij Syr ʒss Ag ℥viij — c. mag b. d m

20th Larynx & trachea almost normal — Pt. 25th ditto —

June 2 Sol Iod am in Glyc Art fauces — In a month will buy Miss Wilkes —

4th Slight Cold. Sol Nit ary with brush — ℞ Pot Bicarb ʒiss Ag ad ℥viij Spl am aromat ʒiij ℥ Cord Co ʒij Syrupi ʒss c. mag. t. d m

5th Shower Nit ary, &

9th do do — Better. 15th Pretty well added ʒj ℥ Kram to gargle

18th do do — Shower Nit ary to larynx, Iod ary to fauces —

20th do do — 23rd do do — 27th & 29th do do

July 1. do do — ℞ same as 4 June c Am Iod ʒss — To drink claret —

3rd do 4th very low spirited — Sol Tannin only —

Mr Alex Strachan, act 36 - Came to me March 23. 1863 with Dr H. H. Adam of 57 Cannon St Road E.C.
Had sore throat since age of 16, but more frequent for last 6 & especially last 2 weeks. Has constant hemming as if anxious to clear the throat - General health good; has been much in warm climates - No dysphagia nor dyspnoea - No pain at all - 3 or 4 times ill with fevers of the countries he visited - Voice never affected, no hoarseness nor other trouble - Lar^y showed general vivid redness of epiglottis, larynx, trachea & subglottic region, with some tumefaction of M. M. in anterior part of the latter - edges of epiglottis thin & irregular not the plump appearance of health -

Applied sol nit arg twice with a brush without the mirror as there was great irr^y of the fauces. & with the Mirror I showed Dr Day the whitened membrane for this in the larynx after -

℞ Iod pot ʒß
Tr Iod ℳxvj
Tr Ctaus Vom ʒiß
Sp Hemid ℥ß
Aquae ad ℥viij. M
C. mag his die -

℞ Ann Bromid ʒj
Chloroformis ℈ij
Glycerine ℥ß
Aquae ad ℥vj.
gargle M & e -

I made him use a gargle of Br am, which lessened the irrity somewhat. Dr Day had examd him with the Lar^e but not satisfactorily -

Chronic laryngitis, with hoarseness, and then aphonia, (associated with) phlebectasis laryngea.

John Hitchins aged 33, from Cornwall, March 28th 1863 - sent me by Dr Symes Thompson, under whom had been at Hosp for Consumption. Attack of Bronchitis 6 years ago, and 3 years ago hoarseness commenced, and has gradually got worse, until his voice became extinguished. Six months ago he spoke in whisper. Coughs in the mornings & spits much phlegm - no pain, nor dysph nor dyspnoea; breath rather short. Has resided in England all his life, although a sailor. His hoarseness came on in hot weather; is a stout man - & has passed 6 mos without advice - When the voice went away 6 mos ago, it did suddenly, but it came & went for a short time in doors, but not out of doors. Now it is a constrained hoarse whisper. 12 mos ago could not swallow fluids without pain -

Lar. Throat very irritable - M.M. very red & inflamed - saw no cords, or if seen they were red; trachea & larynx also red & inflamed.

Applied sol Nit arg to larynx -

Gargle Am Bromid ℥j
Aluminis ℈ij
t. d. Glycerin ℥ß
Aquae ad ℥vj. M

3 Princes St, Stamford St, Lambeth.

30th Irritability quite gone, & feels better - Lar. - showed left cord white, right red & inflamed. The 2 false cords inflamed & projecting an enlarged vein crosses the left epiglottic fold & false vocal cord

Larynx genᵗ chronically inflamed - Felt as if disposed to speak - Applied Sol Nit Ary - Prognosis good -

℞ Pot Bicarb ℥ij
Pot Iodidi ʒß
Tr Nucis Vom ʒiß
Syrupi ℥ß
Aquae ad ℥viij. M

C. mag his die

Lungs apparently sound - Neurohead & syphilis - has 4 children -

April 2 His wife thought his voice was a little stronger -

Larᵗ was well done, wh both artifl & seen light - Made out left cord perfect, & right inflamed wh membrane swollen & reddish. Materials of the voice are present - Applied Sol Nit Ary wh brush -

He coughs much phlegm in mornings & I made an alteration in Med - Am Iodid ʒi for Iod pot & added Tr Sanguin ʒij -

4th Applied Sol Nit Ary wh brush & syringe, appearance of glottis like this - Somewhat improved further - expectⁿ less - To stop smoking -

red — white

7th Cough & irrtⁿ at night, which distresses him much - Redness &c better. Applied Nit Ary wh brush & syringe - & Tannin to fauces -

C. Mag his die.

Am Bromid ℥iiß
Tr Nucis Vom
Tr Sanguin aa ʒij
Syrupi ℥ß
Aquae ad ℥viij.

9th Voice was louder & hoarser this morning. A little swelling or pimple seen on ant part of right V. C. Applied Sol Nit Ary wh syringe - Doing well - Has extensive varices of left leg. Enlarged vein of larynx nearly gone -

11th The lost substance is filling up by Muc. mem fr the sub glottic region - Voice stronger still - Elect Galv & Shower to larynx -

13th With sun light saw a portion of the true white cord of right side - Galvⁿ already doing good, for his wife said

Cast Saturday was the best she had heard him speak - applied Shower of Mt Arg his. & Elect Galv satisfactorily -

15th applied Sol of Arg Mt Hyd to larynx & pharynx - & Elect Galv - Pt - no further change -

17th Lady wh sun light - Shower S. Cup & Elect Galv. Pt.

20th Voice strong on 18th. but has a cold now - applied Sol Mt Arg. & Galvanism -

22nd Examd Chest, little rough breathing at left apex - { Elect Galvan & Shower Cup Sulp

24th The deficient space, in right cord is filled up by Muc Mem & false cord, fig 1. & during sounds the glottis closes as in fig 2. well seen with sun light

1.



2.

27th To day the glottis closed thus on quiet breathing, but on forcible expiration with the head thrown backwards, the closure was complete as in fig 3 - the left cord appeared to be the false whilst the right seemed the true vid representatives -

3

Am Brom gr ℥ XIV
Tr Nucis Vom
Spt Am Arom aa ℥ij
Syrupi ℥ß
Aquae ad ℥viij. M

Am Brom ℥ß
Alum ℥ij
Glycerin ℥ß
Aquae ad ℥vi. M
Gargle m & e -

Ci may his die -

18th He wrote to say his voice was weaker than ever it was since his return to Cornwall, but cough troublesome -

omit omnia - Pt Pectoral mix in my answer of 26th

Sept 9th - He came up at my suggestion, to have local galvanm to the cords - Health better, gained 6 lbs since last visit. Cords red wh fissure in right; muc mem: genly red wh some fallic disease of fauces & irritably - ℞ Uran Nit ʒß Glycerine ʒß Aqua ad ℥vj. gargle m & e.

Elect Galv 5 times direct -

11th With sun light saw portions of the cords, & rings of the trachea - Elect Galv direct to cords & arytenoids wh aid of mirror, several times, & also thro the neck - found the gargle very good, the tongue remaining rough a short time after.

14th Can forcibly utter a low guttural sound - Elect Galv as before to cords & neck - Shower Zn Sulp -

16th Inhalation of Tannin & Elect Galv to outside of neck - Examn wh sun-light convinced me that the true cords are all gone, & it is the muc mem only that projects & meets thus - Prognosis is therefore bad -

18th Elect Galv to cords & neck - Sol Tannin to larynx -

21st Do - Examd chest. Some thickening of tubes in left upper -

23rd Examn only - no application - whisper stronger -

25th Do wh sun light. Sieveling wrote me he had found the "Vocal cords much thickened, very red, and at their anterior portions, extensively eroded by ulceration." Told him his recovery of speech would be one of time -

26th Shower Nit arg - 28th Shower Sulp Zn & Rg of Pectoral mixture -

29th He leaves for home c. m. & I advised him to remain

quiet for some months without any special treatment beyond the Red Mix - & to exercise the utterance of sounds -

Treated in Ecd 2

16 Case of supposed Tumour of the Larynx, where there was inflammation of the Larynx & trachea, and thickening of the membrane below the left vocal cord.

On 30 March 1862 Mr James R. Lane brought 2 medical gentlemen from ~~Bath~~ Leamington, one Mr T. Ebbage with a female aged about 34, who they said had a growth in the Larynx which they had seen, & my opinion was wanted. She had been ill with sore throat a few months only, voice never gone away, & she was not hoarse. — in fact beautifully so — Larynx was easy, and the cords were clear & white & unaffected. No growth was visible whatever, as I showed them all, there was a little prominent thickening of the M. M. below the left vocal cord, which in some views was on a level with the edge of the cord itself. There was intense inflam[n] of the Larynx & trachea, & parts of the fauces. I applied a Sol of Tannin & showed them the brush onto the Larynx with the mirror, followed by no spasm whatever, which they were struck with. I suggested a gargle of Borax, Al, Gly & H2O. & a mixture containing a little of the Ist.

Not being familiar with the use of the Laryngoscope, a mistake had been made in taking some prominence of the throat itself for a tumour; but the view was unobstructed right far down the trachea. I showed them my own Vocal cords —

A cluster of small growths (warty) at the posterior part of the subglottis, not interfering with the action of the cords, with occasional afponia, & constant unconscious catch of the breath - Removal with the ecraseur -

Lydia Crouch aged 16, 2 Marshars Road North Blythe Lane - 31 March 1863

brought to me by her mother from Hammersmith. She speaks as if she had a cold, with a sort of catch in the voice & thickness, which induced me to examine her - a sort of dyspnoeic sound -

Six years ago had a swelling of the stomach as if dropsical; this went away; health is generally delicate, looks pale & anxious & is short small & thin for her age, never feels well at her work - Bowels generally relaxed, has pain in her side - Motions dreadful odour & an odd mixture of all sorts & colours, never solid - No menstruation as yet - Subject to great deal of wind which is belched with loud noises, sighs a good deal - Ironer & much over the fire. Neck very thin - Fine child up to 6 years old - Lady well home - A cluster of small growths, greyish white, were easily seen, at posterior part of the subglottic region, below the cords, as seen in the 2 figures - Her voice is at times reduced to a whisper, of which they are the cause - Never subject to sore throat - Larynx was otherwise normal - Removed them with the assistance of Dr Logan & Mr Sturges.

7 April Showed her to Dr Wm Tindall Robertson of Nottingham - The growth was not so projecting - On 6th I ordered her at

18
the Hospital –

℞ am Brom gr ij
Tr Fer Mur ℥ x ex aq Menth ℥ ß
ter die –

29th Speaks plainer & more distinct, without nasal tone – head clearer – & breathing clear – a good deal of phlegm still – Pallor of face gone. Lady showed clear surface, and not a trace of the growths; muc. mem: natural. Health becoming good, though the Bromide of Iron –

Quoted in Ed 2

Enlargement of submaxillary glands, right, giving rise to hoarseness on much talking -

Amelia Pain has had a lump in the neck on the right side 12 months, on coming to me October 7th 1863, and if she talks much "she goes quite hoarse" Is 23 years old - Has used Iodine & other things - Was subject to enlarged glands when young & has had them lanced in the neck.

Inspection - An enlarged gland is present in the right submaxillary space, perhaps several, & sometimes larger and smaller, sometimes very painful, causing hoarseness in talking. Sister died of phthisis at 25 - Clara ad 17 the youngest sister living -

Sometimes has dyspnoea, but no cough -

℞ Am Bromidi ℈iss C. Mag. his die -
Tr Card Co ℥ij
Syr Zingib ℥ss
Aquae ad ℥viij. M

14th Poorly since taking the med wh was not properly made up at some inferior chemists - To get rid of the symptoms I ℞
Sig Am Acet ℥iij Tr Genl Co ℥iss Ag ad ℥viij. C. mag. t. d
Spt Am Aromat ℥ij Syr Simp ℥ss

Chronic follicular inflammation of larynx & trachea; general relaxation of entire Muc: Mem:; elongation of uvula -

Mr Hensby, a wealthy farmer of Suffolk, 31 March 1863 came to me from Mr F. H. Harris, Surgeon of Mildenhall, Suffolk - under whom he had been for laryngeal disease for sometime. Has been also under Dr Ranking of Norwich & Mr Image of Bury in conjunction with him, without relief to the symptoms, which he wrote mainly consisted of loss of Voice - General health very good - No syphilitic history & habits regular -

History from patient. Voice altered for a year & a half, commencing with cold; health good before & so now - Cannot sing nor read aloud; out of doors can't be heard - Voice is thick & hoarse, with an occasional fine tone, like the double voice - Throat very dry in mornings on waking - Voice never a whisper. No dysphagia nor dyspnoea - No pain whatever. Lungs sound - Is stout & well developed -

Larynx well borne - General relaxn of entire facial Muc. Mem - with streaks of depression & elongation of uvula & gelatinous, thick deposit in pharynx back of velum - Larynx & trachea much congested. Cords normal in size & ~~colour~~ partly congested, acted well, closed firmly - Subglottic folds on each side looser than natural - No growth in the larynx of any kind - Applied brush wt Tannin to larynx & also to pharynx -

22 ℞ Am Bromid ʒß
Alumen ℈ij
Glycerin ℥ß
Aquae ad ℥vj
Gargle m & e.

℞ Am Bromidi gr xxxij
c. Tinct Nucis Vom
mag Fr Card Comp ana ʒiß
his Syrupi Aurantii ℥ß
dic. Aquae ad ℥viij. m

wrote in accordance with above to Mr Harris on 1st April —

~~April 2nd His wife Mrs~~

Hemorrhage from the larynx, from syphilitic dyscrasia.
Inflammation of larynx –

Mrs Marshall, aet 36, a tradesman's wife, on April 2. 1863 was brought to me by Dr Ballard 10 Southwick Pl, Hyde Park. In Nov 62, husband had an Hunterian Chancre, treated by calomel baths, &c. At X was his wife had neuralgia capitis, agonizing pain; Quin, Fer &c no benefit – After well marked lichen appeared – She had calomel baths (16) & it went away – Throat then became sore – Today, AM, in brushing her teeth, the mouth filled with blood 3 times, & about 3 teaspoon fuls of florid colour were spit out. No cough at all – little dysphagia – Voice at first illness, at times aphonic – not now, tis good & clear – hot & cold drinks hurt throat. Lar7 showed general vivid redness of larynx, cords fairly, & trachea; in the mucous mem above the left vocal cord was some breach of surface, very red, & no doubt the spot where the blood had come from. It corresponded too, to pain on left side of Thyroid Cartilage externally. Besides Dr Ballards own treatment of blue pill &c I prescribed a gargle of Br Am ℥ß Al ℈j
Glg ℥ß Ag° ℥vj – bis ter ne die

Tongue spotted from the eruption – & advised a sol Nit ag to fauces –

Quoted in Ed 2

24 Split Uvula, congenital -

Mrs Gardner act 53, came to me Nov 2. 1863
from Dr Wright with a note -
She has had sore throat 3 weeks & was under him
at the Samaritan. She is nearly
well, but the sketch shows her
bifid uvula - with enlarged
tonsils - I found the larynx to
be quite normal -

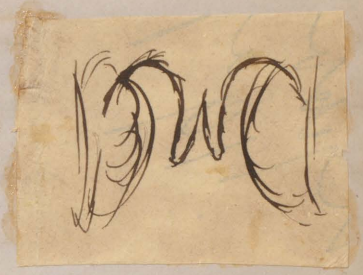

Referred to in Ed 2

Examination of Paralytic patients.

April 1st 1862. At the Hosp for the Paralysed I examined a woman, who was recovery from an attack of Hemiplegia of left side, & found the left aryteno-epiglottic fold partially affected as well as the left cord, although speech was tolerably fair - Dr Jacksons patient.
A Boy wh Amaurosis, had his epiglottis partly pendent, & twisted towards the right side - ditto -

Ossification of the larynx, gouty inflammation, tracheotomy, etc

Continued from page 453.

Rev Ed. R. Nares - I visited him at Wittersham on June 11th 1864 and he went to church, as well as on the previous Sunday. He was better in every way, and on examination, the glottis was found to be more expanded and if holes are made in the cannulae, I think speech will gradually return -

July 2 ℞ Sodii Iodidi ℈iss
Pot Bicarb ʒi
Spt Am Aram ʒij
Syr Hemid ʒss
Inf Calumbae ad ℥viij.

c. mag. his die -

℞ Pot Bromid ʒss
Aluminis gr x
Glycerinae ʒss
Aquae ad ℥vj.

g. m & e

12th In addition for soreness of throat

~~August~~ 30th I visited him again at Wittersham & had a good view of the larynx. The glottis was open, but little air passed from below upwards, & I suggested holes being made in the tubes to obviate this. His voice was not strong, but he was much stouter -

I wrote him on August 3rd about various matters -

25th The new perfd gilt tube to be sent C. M - Had not been so well - Appetite failing, breathing bad, weaker &c -

Aug 28. He wrote that the new tube, larger than the other was got in by Mr Terry, & he could breath a little thro the mouth.

Oct 5. He writes what he has to say, for his finger on the tube to speak, causes soreness & occasional bleeding. The fact is he does

Mrs Urry
27 Shaftesbury Terrace
Pimlico Station

not manage it properly, as I wrote to him on the 6th - & I suggested what he must do, in using the left hand. He was depressed, weak & pained -

Novem 19 Arrived in Town yesterday & is staying wh Lady Churchill Looks well & has been free from gout. The wound is sore because the hole in cannulae is stopped up by granulas or cartilage, so that but little air passes upwards. They bleed freely on touching wh a probe.

Lary revealed a narrow fissure, with some swelling of left side of Larynx in view of it, epiglottis & V.C. of a pale pink - glottis thus The obstruction is clearly in the subglottis probably a growth.

20th was easier & no bleeding, to day I freely passed but any upwards & no bleeding - Laryngoscope better borne -

22nd gush of blood ensued, wh impediment in speech, which was loud at times - wound looked cleaner in the hole of the tube above.

24th was low spirited but otherwise well. Shown Acid Zn - passed a wax & after a solid curved flexible metal bougie upwards - followed by bleeding - & afterwards used the caustic - impeding. Shown Acid Zn -

26th Discharge more acrid & excavated skin of neck - Fauces little congested - Is better on the whole - Voice is better & opening clear - Ang Zinci Zss to neck. Sol Iod any to fauces & epiglottis -

28th Still much soreness outside, eyethe matous. but voice is stronger - Took out the main tube & found the opening leading upwards very small, thus thus, it ought to be so I commenced to destroy a dried up granulation in front.

℞ am Iodidi ℈ij
Pot Bicarb ℈ij
Mr Card Co ℈ij
Spr Aur Zss Aqad ℥viij
C. mag
ter die

30th Voice is nearly as strong as when I last saw him in the country. Is better on the whole. Piece of flesh he says he expected 2 hours after he saw me, like . Much tissue is destroyed & I passed a larger bougie, of wax, upwards, & no bleeding fr it. Sol Iod any to fauces.

Dec 2 Depressed & gouty to day, altho otherwise very much better. Fauces sore. opening in cannula seen clear - reapplied nit any, & Sol Iod any to Fauces. added to mix Spt Am Aut ℥iss To go on wh his mixture -

5th He spoke better & longer thro the mouth than I had heard him & wh less inconvenience on putting finger to tube - Yet he was very gouty but better than last day - but any solid as before. & Sol Iod any to F.

8th about the same. Pt omnia -

12th Last day passed another little fragment of assified ring - The opening was clear to day & I repeated the same trial. but as he had

28 had some diarrhœa, I stopped his meat. & put him on Liq Ammon Zi to Zi ex aquæ as he had no appetite.

℞ Lotion Cup Camph Zij
Glycer Zij
Aquæ Zvi. M
To touch the opening with a brush —

16th Is certainly better - opening is clear. Has rose, ordered a Lotion of Pot Br Zij Tr Cinch gtxvj ad Zij Glyc Zij Aq ℂ Zvj. Lemon to be doubled his die - & Zij his die -

20th Has been pretty well - Affected cornua sound but cavities must freely opened. This was followed by free bleeding. I had all the tubes out, & found that the opening had become laryngotomy -

23rd A portion of ossified ring came away this day [redacted], which has cleared the opening above considerably. He can speak louder & clearer & as he is free from irritation & cough & is decidedly better. He occasionally expectorates upwards from the larynx - Ft caustic & sides -

28th Much bleeding since, but voice very distinct when wound is cleared, retched, bowels confined - ℞ Magnes Camph Zvi Ac Sulph dil ℥xx Tr Zing Zij Tr Rh Co Zij Aq Zvi. ℞ Pot Bicarb Zij Syr aurant Zfs ad Zvj. c. mag. t. d. ad am ar

30th He said he had a teacupful of bleeding this morning - Still much oozing. To put the tannin lotion & keep quiet -

January 2. 1866 at Lady Lucy Churchill's

10th Visit - Recovering attack of Influenza - a little gouty -

19th Visit - Bleeding all stopped - wound a little sore. Sol Nit Arg - ordered a fresh Mixt of Pot Bicarb Zij Sp Am ar Zj Tr Card Co Zij Infus Serp Zfs Syr Zfs Aq ad 8 - c. t. d. He was very much better in every way -

24th Better ℞ of Mixt cialis Pot Iod gr 32 Tr Card Co Zivss c. mag. q. 4. h. Pot Bicarb Zij Spr Hemid Zyss Aq ad viij

26th For some days has had most severe pain in his ears & throat, & no sleep last 2 nights. Pain gets worse towards evening - Lapd the throat inflamed & applied Sol Nit Arg with benefit. & Looked upon it as gout in the throat, for one of his fingers was inflamed - ℞ Pot Iod gr 48 Aurant Cold Zij Sal Mag Mur Zfs Tr Serpent Zij Lic Arsen Mur ℥xx at bed time - & C. mag. q. 4. h. Syr aurant Zfs Aquæ ad 8 Zv

27th Pain dissipated as if by magic, gouty symptoms gone. Gargle not to be repeated unless necessary & to have Sol Iod Pot ℥x viij - & ℞ Mixt - had natural sleep last night with no pain - throat better.

28th Pretty well ℞ Mixt for 2 or 3 days —

℞ Vin Ipecac Aurant Zij Pot Bicarb gr 160 Sp Am Aurant Zij Tr Card Co aa Zij Sp Ether Nit Zfs Aquæ ad viij M C. mag. bis

Feb 1 Only so so - Some symptoms of dyspepsia -

℞ Acid Ac Cl dil Zij. C. mag Tr Gent Co Zij Infus Gent ad Zvj. bis

℞ Cal Sulph ℥v Conf Lemon Zij Cinnamon ad Zfs M

Continued at page 30

Anaemia of the larynx, associated with a growth at its posterior part, above the cords, in an anaemic young man –

Mr Conne, a very anaemic & thin young man, aet 22, I examined on April 4th at Mr Walter Coulsons house, 26 St James Place, St James Square, S.W. He lives in Portland St, & had been ill 6 months – White the dark eyebrows & hair & the thin pale & delicate features, he looked like a wax model – Has much improved under Mr Coulson – Has a little catch in the breath, but no actual sore throat, altho he has been a little hoarse at times, but not aphonic –

Larynx showed a little growth passing from right to left across the back of the larynx, above the cords, so ▭, like the back of a small comb. The epiglottis was very much pendent & looked warm & curved, and it was only by sudden inspiration that the interior of the larynx could be seen. The cords were normal, rather narrow, & the surrounding mucous mem in larynx & trachea, perfectly blanced, nearly as white as the cords. The absence of redness was quite remarkable – The growth is small & narrow & is not prominent; in some views it is a little more irregular, thus 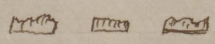 . I advised the use of the Bromide of Iron in 3 gr doses – never had syphilis nor other malady –

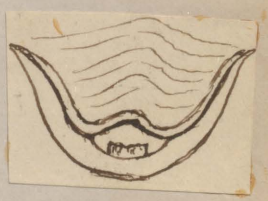

30 **The Revd E. R Sales** continued from p 28

1865
Feb 3 much better in every way, ordered to omit the tonic. Sol Cannin
6 fauces - Uvula relaxed - stronger & looks better —
6th Took out both tubes & found a sore spot only under ponum, from which probably some more cartilage may escape - To swallow my usual draughts, few drops at a time - ordered air to T & L.
7th Exhibited fragments of ossified rings before Path. Soc.
10th Mr Balthouse saw him & agreed with me as to their being some necrosed cartilage to come away for the front beneath the ponum - Applied Solid Nit Arg, to the part opening & free bleeding followed —
13th Salivated for 2 min & 2 od pot - Omit Om. & use Mint tea - Applied Nit Arg to opening as before - & he was measured for a new tube -
16th Heartburn & retching were so severe that I had to prescribe Hydrocyanic & Soda Mixt, & to regulate his diet, stoops arrow, carrol jelly & bare, cheese &c. & I found him better on 17th - A wash of Myr & Tr of Cinchona formerly was also beneficial -
19th altho better, I added Nit Bismuth to his mixt - in 10 gr doses -
21st much pain in neck & around tube & persisted Sol warm Water —
examd Miss Nares throat
23rd Monday fine March - Put in new Silver tube, & applied Nit Arg to side of wound.
25th 1½ grs Pil Opii in Mane & n. P. Nit Arg to sides of wound -
27th Generally much improved but soreness around the tube —
March 1 Better in every way, but irritable - 3i ad 3vj.
3rd offensive odour of dead cartilage & some pelt expelled - Sol Pot Permanganate
5th Some swelling of trachea at end of tube, which prevents it being pushed home. It obstructs the breathing - Probably from the irritation of retching —
7th Some streaks, from excretion in trachea, chiefly tinged blood & mucus. This I removed on taking out the tube - but there is clear & probable exposure of the ossified cartilages, for I felt them rough with a curved wire.
9th Breathing much, but still much accretion & soreness - p 80 rather weak - Sol Nit Arg.
10th Much better, less obstruction, shower Nit Arg, with no discomfort - Took Mixt last night & P. pulse stronger.
11th Slept well & much better - repeated argental shower to trachea, & mucus felt
13th Bad night, no sleep, but well otherwise., Anoint of myr ×× Blk drop -
15th Dad had much pain - Trachea contracting & healing, but rings denuded - Ordered
16th Saw him with Mr Terry & explained the nature of his case - Has hard pain in right side, corresponding to right bronchus -
17th Much better but there has been severe retching —

Continued at page 57.

Miss S Aylward, act about 44, came to me 13 April 1863 with Dr Tilbury Fox. She resides at Andover. Her voice has been gone for 2 years & more, and has been a whisper; at first the whisper was inaudible. Commenced with a violent cough. Latterly had hae=moptysis after violent coughing, but it has within a few days appeared without cough. Yet she has a little cough now. No dyspnoea nor dysphagia. Has pain in the right side of the neck.

Larg showed swelling of the mucc. mem. above the right vocal cord. but the examination was not satisfactory, on account of her resistance from nervousness.

Rx Am Bromidi ℈iiss
Tr Nucis Vom
Tr Card Co aa ℥ij
Syr Croci ℥ss
Aquae ad ℥viij.
C. mag. bis die.

applied Sal Nitr ay to larynx, shower.

May 12. About the same, but did not get her medicine for a week. Is stronger, but voice same. Hems frequently from depressed epiglottis. Not near so much irritability. There is a distinct swelling of the right false vocal cord, & pendency of epiglottis, in contact in right side, where there is pain

Feb 25th
1865

Miss Naris

Ammon Bromidi 64 grs.
Tinct ~~Gent Co~~ Calumbae 3 ~~iij~~ ij
Spt Am Aromat 3 ss
Syr ~~Aurant~~ violae ℥ ss
~~Aquae~~
Inf Calumbae ad 8

C. mag his terve die

Much 1st very much better –
5th headache on right side of head –

Dr. Gibb

1 Bryanston St.

Portman Sq.

Has a very foul breath

in the past part of the right wing - The cords were widely separated - The larynx could be seen by deep inspiration & low position of the observer -

℞ Am Iodidi ℈ij ss
Tr Nucis Vom
Spl am aromat āā ʒij
Syn Hemid ℥ss
Aquae ad ℥viij. M

c. mag
bis die

℞ Am Bromidi ʒss
Aluminis ʒi
Glycerinae ℥ss
Aquae ad ℥vi.
Gargle m & e -

13th Right cord seen easier than the left - the swelling is much diminished of false right cord, but there is total inaction of the 2 cords, from some paralytic condition -

To regulate diet - 16th wrote to Dr Fox about her & sd she was curable - advised Faradaisation, & occasional use of sol of Nit ag & cap Sulf to the interior of larynx

October 7 Voice still absent, altho it has been a little stronger at times - No med now for some time - Genl health much better, stouter, appetite good, no foul breath -

Laryng - Interior of larynx seen on coughing, epiglottis becoming raised - Both cords seen white but little or no action -

Galvn 3 times to cords & also to the neck -

℞ Am Bromidi ℈iv
Tinct Nucis Vom ʒiij
Spl am aromat ʒij
Syrupi Hemidis ℥ss
Aquae ad ℥viij. M
c. mag. bis die -

℞ Ac HCl dil ʒi
Pot Chlorates ℈iss
Glycerin ʒvi
Aquae ad ℥vi.
S. m & e M

Novem 17 - General health improved, is much stouter, & whisper somewhat stronger - Lady easier than heretofore - The right vocal card natural & white, left red & not acting - Constantly hemming, a sort of half cough - epiglottis still a little pendant.

℞ Vi Camp Co ℥iv
Vi Sanguin ℥ij
Acid Sellin ℥ij
Syr Hemid ℥ß
Aquae ad ℥viij. m
c. mag. t. d.

℞ am Bromid ℥j
Vi Kramer ℥ij
Aluminis ℥j
Glycerin ℥vj
Aquae ad ℥vj. m
f. m & e

Shower Nit Arg to larynx & tannin to fauces -

Feb 9. 1864. Whisper is rough & stronger, but the hem is constant. This is explained by the pendent position of the epiglottis & I could hardly get a view of the larynx. The right card was seen white. Sol Nit Uran to larynx & as well as Shower Nit. Arg.

℞ am Bromid ℥viij
Vi Cinch Co ℥vj
Spf am Aromt ℥ij
Syr Hemid ℥ß
Aquae ad ℥viij. m
c. mag. ter die.

℞ Uran Nit ℥j
NO_5 dil ℥ß
Glycerin ℥ß
Aquae ad ℥vj. m
f. ter die -

℞ Hyd Iod Rub gr iij
Adipis ℥j.
for pomum nightly -

10th Mint letter - Shower of Zinc & Elect Galv to Cards & Neck.
11th Voice stronger yesterday. Pt omnia & Vap. of Ammonia.
12th Shower Zinc - Galv - & Vap of Chlorine -
13th Throat not at all sensitive & had a good view of the larynx right V.C. quite normal, left not so distinct - Elect Galv well

well borne - & Zn shower well applied lies - Vap of Ammon.

15th To day left V.C quite distinct & normal - Epiglottis more elevated - all normal - Galv - Vap of Am - Shower Cupri -

In Mix - made W Cinch Co ℥iv & added Tr Nuc Vom ℥iij. -

16th Both V.C. seen together - Epigl more elevated still -

Eled Galv - Shower Strichnine - & Vap ammonia -

17th Eled Galv - Shower Zinci & Vap Am -

18th do do Acet Zinci & Vap Am -

19th do & Shower Strich - Pt Mist el Gay - for 3 weeks & use Galv in the country - Throat is cured -

1865 August 21 She wrote her voice had quite returned, except on first awakening in the morning - Sept 1 Heard her voice good & clear, general health good, occasional indigestion - Whisper on getting up, & advised a gargle my usual one of Pol Br, al ℥ij, Gg & H O -

1869 June 9 Aphonia 2 mos following a cold in 10 days - Felt very stiff across the chest. Lady. Congestion of interior of the larynx, results of a cold - Lives at St Ives, Huntingdon. Used spray of Zn wh Clinke -

℞ Am Iod gr vj
Am Bromi ℥ij
Sp Am Aut
W Cinch Co aa ℥ij
Syr Aurt ℥ß
Aqua ad ℥vj m

C. mag
t. d

℞ Pol Bromi ℥ß
Alum ℥j
W Kramer ℥j
G. m & c Gg ℥ij
Aqua ad ℥vj m

25th Voice not yet returned, although she wrote she was not weaker - To use also cold bathing to neck & shoulders.

℞ Acid Hyd Chlor dil ℥ij
Am Bromid ℥j
W Cinch Co ℥ij
Syr Aurt ℥ß
Aqua ad ℥vj m

(c. mag t. d.)

Continued at 322

Laryngismus Stridulus and cough in a girl with Hysteria.

Frances Baring act 23, Single, came to me 13 April 1863 from Mr John Sharman of Lower Norwood, Surgeon. She lives at Clerkenwell. Always in weak & delicate health. 6 years ago the throat became affected with dry irritation & cough after sleeping in a damp room. Has been hoarse at times but never lost her voice. Cough has been sometimes very bad, no expectoration. 15 mos ago, a peculiar noise commenced on inspiration accompanied with dyspnoea, which has been constant ever since; has to blow frequently to get relief. Catamenia regular. Become very thin latterly, a needlewoman & has not had everything she could wish. No cause for complaint she is aware of. Throat sometimes sore but never any dysphagia with fluids or solids. Has constant pain all over the front of the neck, shooting through the throat in different directions; sometimes earache, but never deaf; is quiet when asleep, sometimes starts at night from the pain. Has been under various treatment for 6 years. E. L. frequently. Under Mr Sharman since 14 Oct 62.

Present symptoms. A dry semi-stridulous inspiratory

sound, with almost constant hemming; noise is a peculiar hoarse squeak - Can speak perfectly well, but is sometimes very hoarse - The stridor has a peculiar croning sound; is very nervous & low spirited; feels all the time as if she should be choked, day & night, & as if there was something in the throat. Breathing worse indoors than out. Has a difficulty in filling the chest with air -

Larg easy. Arytenoid cartilages small & round, Mue Mem of larynx red & inflamed, but everything nearly normal; cords white on glottis by open, but streaked with longitudinal red lines during the utterance of sounds, with small triangular space behind, as in fig 2 - A little, prominence seemed to be at posterior surface of larynx between 2 cords above, but would not say positively it was a growth - Yet the voice was good with all this - Saw trachea down for some distance -

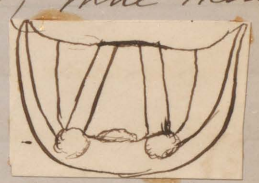

℞ Am Bromid ℈iss
Spt am aut ʒij
Syrupi ℥ss
Aquam ad ℥viij -
C. mag. t. d. -

Applied Sol Tannin to the larynx -

18th Came wh her mother, who says she is at times very hysterical - The stridor is less, & she has none in her sleep usually -

Larg showed nothing. Shower Nit arg. pt Twist.

23rd - Admitted ~~on 23rd~~ with the West London Hospital, & she seemed better. I prescribed -

Sol Br Am gr in
Glycerine to the cords locally -

Am Bromid gr iv
Spt Am aromat m xx
Aq Menthae ℥ß t. d.

27th Last night she had one of her dreadful suffocative attacks, that almost called for Tracheotomy - E L was used to reach. To day the breathing is much quieter - Bromide to be gr vi

4th May. Breathing is better & the noise much diminished altho she had had many suffocative attacks at night. The hem is less frequent, but the hiccuss of this day much remained several days very bad, & so loud at night that they were heard all over the house - Sleeps a little in the mornings -

Bromide to be gr viij. Tr Gent m xv & aq Menth t. Sits up a little & has been moved to a warmer room.

11th Was free from stridor & hemming altogether.

18th Sleeps free from noise & is well of the laryngismus, but has an erisipelatous swelling of left side of face from cold

Omit Med & Rx Tr Fer Mur m xv Liq Quin m x 21st xv ex Aq Menth t.

21st Face better, but sickness & vomiting of food is persistent now & then - ordered Tr Iconite (Flemys) to be painted along the course of the pneumogastric - Sleeps quite quiet now & is free from laryngismus during the day. Pt mix -

Sore throat after Diphtheria -
continued from page 320

Faithful
Miss Tweed -

℞ Sod Bibarat ℈j
Glycerin ℥ß
Aqua ad ℥vj
g. m & e -

℞ Lin Bellad
Lin Sap aa ℥j
for the neck

℞ Sod Iod ℥ß
Sod Bicarb ℥j
Tr Cinch Co ℥ß
Syr Matico ℥ß
Aquae ad ℥viij
C. Mag his die m

Applied Sol Iod arg about larynx & fauces -

1866
May 1. Throat is perpetually ulcerated & in doors all the winter, constant pain in front of chest, & head too as of pressure at temples - General discomfort in swallowing without pain - Is constantly expectorating in mornings especially, wh difficulty too, & caught at same time, for the throat - No appetite, esp'ly for breakfast - Chilly & perspires in day, not at night - excitement overcomes her - Got much thinner this winter - Chest no apparent disease, but walls thin & heart heard all over, irritably of muscles of neck & chest. Larly congested & irritable fauces but no ulcers now. Vessels large & very red especially on pharynx - No dis of epiglot or larynx -

℞ Tr Quin Co ℥iv
C. min. 2. semel
vel his die ex aq.
Spray of Zn wh Clouber
wh relief -

℞ Am Iod gr 6
Am Bromid gr 48
Tr Camp Co aa ℥ij
Tr Sang
Vin Ipecac ℥j
Syr Sang ℥ß
Aqua ad ℥viij m
C. Mag. his die vel t.

℞ Pot Brom ℥ß
Alum ℈ij
Tr Sulph gr x
Glycerin ℥ß
Aqua ad ℥vj m
g. m & e.

Has had much rheum^m for 2 years in hands, shoulders, &c -

24 Got better but is bad again, no med for 4 days & finds it does her much good. Is still a constant little irritating short cough

has some difficulty of breathing. Looks better about the face but is thinner. Pain across the Chest – to use Lin Chloroform ℥j
Larg fauces look much better, good colour, not congested.
Octob 9. 1868. The dry warm summer has agreed wonderfully with her, in town a short time; has a little dysphagia & is always swallowing more so at night. Chest is weak & very sore to the touch on right side in front especially. Has a little dry hack like a suppressed cough –
Lar. disquam of Mucc Memb of pharynx, & a little congestion of epiglottis – larynx otherwise normal. Applied Sol Iod dry to fauces –
She lives well, has a good colour & is not a good deal –

Ug Am Iod 8r 8
Am Bromid 8r 36
Spl Am Aut
Vr Cond Co aa ℥ß
Spr Aut ℥ß Aq ad ℥vj m

C. mag
bis die

Ug Pot Bromid ℥ß
Alum ℈j
Glyc ℥iij
Aq ad ℥vj
f. m & e m

Lin Chlorof ℥ij to chest at n
Says she owes her life to me. & always uses my gargles –
1869
January 7. Her marriage on 5th to Mr John Faithful Fortescue was in The Times of to day –
1869
Febry 6. Has had ulceration of the throat, & seen to day on right side of velum & pillars. Has been free from cough, but has a little hem to day & yesterday, & pain constantly in throat since she

Ug Am Iod 8r vj
Vin Ipecac ℥j
Am Bromid 8r 24
Vr Hyos ℥iß
Spr Aether ℥ß
Aq ad ℥vj m

Ug Pot Bromid ℥ß
Alum ℈j
Glyc ℥iij
Aq ad ℥vj m
f. m & e

Ug Lin Chlorof ℥j to neck

C. mag. t. d.

saw me in October last; now tis over hyaid bone & front of middle of chest. Touched throat with Sol Nit Arg.

Feb 10 — ℞ Am Iod gr 24, Am Bromid ʒj, Vin Ipecac ʒiss, Tinct Hyos ʒij, Spt Am Aut ʒij, Syr Aurt ℥ss, Aqua ad ℥vj m. — C. may t. d.

℞ Pot Bicl ʒss, Alum gr x, Zn Sulp gr vj, Gly ʒiv, Aqua ad ℥vj m. — g. m & e.

Sol Nit Arg daily with brush to fauces

The pain in the throat seems to be constant, with ulceration.

16th Throat feels hot & dry. Cough had a part of the night. expectorates much. Ulcers on right side of velum, quite distinct, applied Sol Iod Arg. Gargle agrees well, may use oftener. Pt Sol Nit.

℞ Am Bromid ʒj, Eth Chlor ʒij, Syr Scillae ʒiss, Vin Ipecac ʒj, Syr Alth ʒss, Aqua ad ℥vj m. — C. may t. or oftener

18th Cough is much better, but throat terribly sore, with deep ulcers on both right pillars & behind velum, affecting right ear, & also on the middle of back of tongue, causing extreme dysphagia. They begin as vesicles, burst, & leave ulcers. Applied freely Sol Nit Arg ʒij strong. & afterwards used spray of Zn to cool mouth. Diet to be regulated. Omit. Wine.

℞ Hyd Bicl gr iss, Ac H Cl dil m x, Gly ʒij, Syr Sinf ℥ss, Aqua ad ℥vj m. — g. his die.

℞ Zn Sulp gr 18, Eau de Col ʒj, Aqua ℥iij m. — Spray 1 ce a day wh clarke.

Continued at Volume 10. page 277.

Impaired nervous power of the muscles of the larynx and tongue, with imperfect thoracic expansion -

Master Fredk Webb aged 5, brought to me April 24th 1863 by his parents from Henley on Thames, with the card of Mr A. D'Ogley Brooks, surgeon, of that place. Never strong, 3 years old had a convulsion, preceded by Eczema - Had impediment in his speech before this, but it was worse afterward. Is otherwise very intelligent - Never had Scarlatina, Rubeola or Pertussis. His brothers & sisters are well in every respect & speak well. Many of the consonants he can pronounce, but not the terminations of syllables - his talking therefore is like a young child learning to speak - vowels can say - b. m. d can say - but bun he calls bau, shaw for saw, dood for good; if in bad health he is worse - not tongue tied -

Lady, well borne - The cards approximate, but sluggishly, as if the chest was exhausted beforehand - The arytenoid muscles probably have much to do with this - & therefore Elect Galv would be good, & also Bram & Tr nuc Vom. Epiglottis is a little pendant & care worn

Prognosis given hopeful, in course of time, much depending upon moral influence at home, in learning him

to fill the chest before speaking & especially in pronouncing particular words -

c. med — Am Bromid gr viij
Nr Nuces Vom ʒss
ter die — Syr Aur ʒij
Aqua ad ℥iv. M

1865
July 17. Has grown a fine boy & much improved in every way. As he had had convulsions 3 or 4 times, Mr Brooks told me he used no galvanism. Nor did he take any Nux Vom - very excitable & nervous & then his voice stops or he stutters. Goes to School Gen'l health excellent. Lar'y showed the larynx quite normal, & action of the muscles stronger & better. No Med is necessary - In time he will quite recover all his vocal powers if his hearing is not forced - Speaks pretty well now - is 7 yrs of age -

1871
January 20 She (the mother) wrote me she wd bring him up, as time had not done for his speech what we had hoped, & I saw both to day. He had now grown a boy of 14 in Aug last, was quite well & much improved. Chest well formed, laryngeal muscles quiet, & larynx normal. Yet his eyelids are sore, for the least thing causes crying, & he is therefore still backward. He can pronounce all the consonants, but has still to be taught like a child how to use his tongue in the articulation of sounds. He had severe eczema when young, which caused the eyes to become 1st sore - At School he does not fare well, though other boys, & indeed he requires a teacher all to himself. He can swim well, yet cannot scarcely read, & pronounce, though he knows the words -

℞ Cit Ferri ʒ ß
Am Bromid gr 24
Aquam ℥ vj m
C. mag. his die.

still a nervous boy - I therefore prescribed this, and enjoined special teaching through a sister or a female at the school, & still had no doubt eventually of the result -

30th His mother & eldest sister came to day, & I gave the latter instructions how to teach her brother the sounds of the consonants, especially g & r - & she seemed quite to understand my views in the matter -

44 Extensive Follicular Disease of the Fauces and Soft Palate; dysphagia; sloughing of left tonsil; with great general prostration & debility -

Mr W, Harris, act 36, Conservative Club, St James, came to me April 26th 1863, recom^d by Mr Birkett -
3 months ago was attended by - ~~where~~ he caught cold at the Illuminations 7 weeks ago, altho only an hour out - had sore throat, applied bran poultices which brought out a good deal of rash on the skin, & then finding it did no good he consulted a gentleman & he touched the ulcers with solid nit ary, & since then he has used a caustic wash & sponge every other day. It is very little better now than it was 5 weeks ago -
For the last 6 yrs has had, he says, something flying about him, his ankle & knee joint were sore, & the remains of old sores are visible about the legs, he thought he had better health when they were open -
No dyspnoea - Has taken 100 ds of Iod pills & bucketfuls of Sarsaparilla - Thinks his malady constitutional - about 6 yrs ago, had such an attack as the present came on without any cold -

Present Symptoms Great difficulty in swallowing solids of any kind, fluid he can get down - Can't eat meat. Chiefly living on beef tea & arrow root - before this he has meat for breakfast, lunch & dinner & ate hearty - night perspirations especially about the head - speech is thick, pains in ears awful, extending to the throat; had night perspirations before present illness, but none except when an invalid - In drinking tea, even with rusks, has dreadful pain. even his own saliva - Has not been out for days, except in carriage - At time, irritability of throat produces cough, & for that he has been swelling Chloref & creosote, but it gives him a headache - Sunlight runs down the nose sometimes. holds up his hands to swallow - Expect generally frothy, but little, he considers he has no cough to speak of - Never has thirst -

Laryngoscopy. &c - Fearful throat - Clean Impn & genl swelling of the entire fauces & soft palate, not involving the larynx - Mucous Men of latter much relaxed & pale - a large brown slough, the size of an oblong 6 covered the left tonsil - Frothy mucous exuding from the follicles in every direction, they are enlarged, granular,

in the fossae

& ulcerated, even at the base of the tongue, in front of the epiglottis; the last was blanched - Mucous mem of both nostrils tumefied & secreting - Tongue black from caustic applications - Case was one of severe follicular disease of fauces & entire pharynx -

Applied Sal Tannin twice with great relief -

℞ Am Brom ℈ij
Sp Am Aust ʒij
Tr Nucis Vom ʒiss
Sp Aurantii ℥ss
Aqua ad ℥viij. M
C. mag. bis die.

Am Brom ʒj
Alum ℈ij
Glycerin ℥ss
Aqua ad ℥vj.
Gargle - ℥ ab day -

Gave good prognosis of speedy cure -

28th Already much improvement, & the throat has become cleaner & more pink - Numerous ulcers & jaggers are seen in the pharynx, & the secretion of frothy mucus is abundant - Ears are better - Slough separating - Applied Sal Tannin freely wh brush & syringe - & in Gargle added Tr Kram ʒij - It caused some pain at first & burning -

29th A large white membranous patch covers a consid portion of pharynx back of soft palate, extending round to uvula & left tonsil - as shown in sketch - otherwise the throat is pinker & better - Slept better last night & perspired less - Much troubled with fluid coming thro the nose - Applied Sal

℞ Ferri Citratis ʒiss Aq ad ℥vj.
Tr Card Co ℥ij
Syr Simp ℥ss
C. med bis die
alter int other med.

Tannin freely to fauces wt brush & syringe — & ℞ —
Looks better & has eaten more, & walked 2 miles to day.

30th Is Better still — Applied Solutions of Tannin, Iod Sil, & Arg Nit mercury — much left thyro-hyoid soreness. Throat better —

for cough — Tr Camp Co ℥i
Vin Ant
Sect Scil aa ʒiss
Nitpot ℈ij
Aq ad ℥viij
Symp ℥ss —

1 May. Dysphonia fr the Cit Fer Mix — omit it.
Better in other respects, sloughs separated, mucous clean, not so much general swelling — much pain near left ear — eats better — sleeps well —

℞ Ext Bellad gr xij
Zinci Acet gr v
Ung Simp ℥i. M
To be smeared below the ear —

Applied Iod Arg 1st &
Sol Tann freely after —
Pt other Mix & Gargle — The Epiglottis more natural still —

3rd Still much dysphagia & passage of fluids thro nose —
Back of pharynx much ulcer downwards, & behind left pillar of fauces, & also anteriorly, with fear of perforation — Dark grey exudat in pharynx — Applied freely Sol Per Nit Hyd —

℞ Am Iod ℈iss
Tr Cinch
Spt Am Ar aa ʒij
Syr Hemid ℥ss
Aqua ad ℥viij
C. mag. bis die

℞ Tannin ℈ij
Bism ʒss
Aqua ℥vj. M
Gargle alternately —
2 a 3 times a day —

℞ Hyd Bi Cl gr ij
Acid HC dil ♏xx
Syr Rosae ℥vj
Aqua ad ℥vj. M

℞ Padop
Sept aa gr ij
Ex Hyos gr iv.
M div in pil iv
1. p. r. n —

The applicn produced great heat & burning for some minutes —

5th Altho better, his friends were uneasy; & a consultation was held with Mr Birkett, who approved of my doings — Applied Sal Cup Sulf wh brushes & syringe —.

Pot Ch ʒi
Ac Hy Cl dil ʒß
Am Hyd Cl ℈i
Aq Ros ad ℥vj —
gargle often —

7th To day the change is greater — can swallow better & pain is less — looked better about face — applied Sal Cup Sulf — { in mix made Ind Am ʒi & added Hyd Biel grß

The thrust was better, & the left side ter his die — Ulcer diminished one half — Leaves C. M for Brighton

June 10 or 11 His brother called on me to say his brother was very ill in France & asked my opinion of his case. He told me that their family were consumptive —

Edward Gibson act 44, sent home on 27 April 1883 by Dr Symes Thompson - married & has 4 healthy children - Four months ago was attacked with Bronchitis - In 10 weeks he recovered & it was then followed by noisy breathing & dysphagia of solids, excepting a biscuit which he can swallow without assistance - Health always good before this - Four years ago had a slight attack of Diphtheria - Never had haemoptysis, has had rheumatic pains when young, no palpitation - Has the atheromatous expression, pulse hard with a peculiar firm thrill, suspicion of aneurism from his peculiar voice & dyspnoea in going up stairs or undergoing any exertion - There is a noisy sound produced on inspiration, has a nasty shrill cough; no expectoration in day but much at night - Head has frequently a feeling of suffocation & he is then obliged to rise immediately when the cough comes on - No pain nor any true dyspnoea excepting during the cough - Has a feeling as if something was sticking in the throat, & in eating solids they seem to remain in a level with the Thyroid cartilage -

until washed down with fluids.

Laryngoscopy. Epiglottis although pendant is not flat on the glottis, & during sudden & deep inspiration it rises & shows the larynx.

Muc. Mem of both false cords slightly swelled, with an ulcer at posterior part of the right one, size of sweet pea, extending on to the right true cord — see Fig.

Muc. Mem of thrust is much relaxed, & congested, & uvula elongated —

No 3 Hindmans Place
Hindman St, Old Kent Road.

Follicular disease of air passages for many years, with pendancy of Epiglottis, and a deep hollow ulcer at the right side of its base

Revd G. H. Whitaker, Garforth, Leeds. 28th April 1863
all his life affected with sore throat, never apponic. In June 1862 had acute laryngitis. When young he was told he had asthma. Health never robust. Typhus had 16 yrs ago, never been himself since. Attacks have been more frequent of sore throat since. No dyspnoea. When ill voice is husky, rough &c. Complexion dark & congested. When ill he cannot do duty & all his strength is gone.
Laryngoscopy. Showed follicular disease of larynx & trachea & extra faeces, with relaxn & partial congestion.
He asked if he would have to go to Italy, I said no, & that he would be cured. Applied Sol Tannin to all.

℞ Am Bromid ℥ij grs 64 — Am Bromid ʒss ℈ij
Tinct Sang ʒiss — Aluminis ℥ij ʒj
Nucis Vom ʒiss ʒij — Glycerin ℥ss
Syrup aur ℥ss — Aqua ad ℥viij. M — Aqua ad ℥vj.
c. mag his die — Gargle M & e.

He came to me thro his son at Cantab, for whom I left my book.
May 12th Throat much better, but his general health not good from the prevalence of N & E winds while in Essex. Constant head aches for years. Bowels generally constipated; low spirited

His head is sure in the headaches - p 80 - regular but weak - at times. His throat feels stronger or he could not have gone out in the bad weather he had met with -
The fauces were already improved - Lady showed the epiglottis less pendent, & the mucous mem less congested & much firmer - a deep hollow ulcer lay at the right side of the base of the epiglottis -

This was touched wh sol of Iod Silver - & Tannin to fauces -
Uvula rather long -

By Pod. Sept aa gr ij
Ext Conii gr iv -
div in pil iv. 1. p. r. n.

altered Rf as marked in Red -
Prescribed for his medical relative in the country,
the long Acanit as in my book 11 gr to i ℥.

July 14 He wrote that his health was much improved, the throat much stronger, soreness gone except when he feels a dryness at the top. The unpleasant feeling down the throat into chest gone - Uvula more elevated - Is stronger & able to do more work than for some time. He feels assured that my treatment has been of benefit. He finds the whisky & water to dinner & 3 or 4 glasses of Claret after ague with him. I wrote on the 16th to continue the treatment -

Oct 29. Cold & damp weather lately threw him back, but he had continued Med & gayle to date, which was wrong -

By Am Iod ℈i
Tr Cinch Co ℥vi
Sp Hemid ℥ß
Aqua ad ℥viij. M

c. may
his die

By Uran Nit ℥ß
Glycer ℥vj,
Aqua ℥vj M
g. m. &c

Quoted in Ed 2

To use warm HO gargles when the cold is present too.

Mr Bailey of Surbiton. Came to me 30 April 1863 -
20 years ago was treated for stricture of oesoph by Mr Scott
passed probably upwards of 100 times, small at 1st & larger
after & he was cured - Mother 78, father never a days
illness for 40 years - He is juvenile of 10 children -
Has had more or less of throat affected for 20 years, whenever
he catches a cold, generally yields to treat, but not this
time. 3 mos ago, fresh attack sore throat, dysphagia
pain in tolling; sinapismus 14 consecutive nights - E. L.
after, open 4 or 5 days - Lin of Cl, Ac, &c. liquid Belladonna
& ol Sec - Iod pot. Fer & Quin internally -
3 weeks ago had spontaneous urethritis - pain in chest in
front & spine - no cough - voice weak -
Laryngoscopy - Showed true follicular disease of larynx,
redness of larynx, cords & trachea - larynx capacious -
follicles enlarged & studding pharynx -

℞ Am Iod ʒß
W Nucis Vom ʒij
Syrup Aurat ʒß
Aquae ad ℥iiij.

℞ Am Bromid ʒß
Alumen ʒi
Glycerinae ʒß
Aquae ad ℥vj,
Gargle m &c -

c. mag. bis die
applied nothing as he was going to Dr Gull for ye chest.

— Continued at page 74 —

1865 The Rev E. R. Nares continued from page 30 57

March 20 Had an attack of cold on 18th p E. winds & dyspnoea from contraction of trachea at bottom of the tube. Mr Halthouse saw him last night - Better to day, but contraction is still considerable - Taking Cl Ether & Blk drop aa ♏xx at night & I prescribed a pectoral mixture as well -

21st Very much better, passed a good night & breathing quite easy. Pt as before. Not acy to fauces - & alone to thrust -

22nd Feels very miserable, breathing about the same, and the contraction is evidently going on within the trachea.

23rd Snipped off end of uvula, so relaxed was it & the thrust generally - Rather out of sorts to day. Some dyspnoea in night

24th Visit at 3 am. Swallowing fluid, it passes, or some of it, out of the cannula. This began at 11½, & is followed by violent coughing. This I found to depend upon the passage at the sides? of the epiglottis, and he could drink well on his back, flat; or on his right side, and swallowed a tumbler of soda water & brandy well in the latter.

25th 3 pm. About the same, but cd swallow erect, with a very little passing thro tube. End of uvula like an ulcer, applied Sol. Nit acy salivation a little less - A little pudding passed thro tube.

26th Swallowing still with the same inconvenience - Thought I detected a fistulous opening at back of larynx thro the opening in front of the neck - does not take so much food - The post-~~xxx~~ erior or pharyngeal surface of cricoid cartilage, on right side is a foul ulcer, seen for first time, during retching with a large mirror in the mouth, & am satisfied that the food passes thro the fistula suspected. Is already thinner & feeling hungry, & refrains from eating even recumbent from its passing into larynx & causing coughing - Even his dry sandwiches now come thro - & all last night some of the saliva - Sunday - Yet his pulse is good

27th Since 4 am it has not oozed thro so much. Takes Chocolate Blanche Mange naturally sitting up well - Consult wh Mr Halthouse who agreed wh me on the nature of the case - Malig ulcn of throat penetrating the larynx -

28th A shade better, ulcer is better looking. Nit acy as before to fistula.

29th Certainly less comes through the tube & is somewhat better - do

30th About the same - 31st Still less comes through the tube -

April 1st Had had a good night, but he looked very bad & was weak & fretful. Much mucous discharge mixed with blood from the trachea, as if from a cold - Had taken Indian meal porridge pretty well -

2nd wrote me at 6 am, that fluids pour out of the tube in the neck as quickly as swallowed & that he is worse, & very thirsty - Throat feels thick as if a lot of phlegm there, which he would give the world to remove -
3 pm very pale & wretched looking as yesterday - Has recov^d power of swallowing without its passing through again - p. weak -
3rd Great dyspnoea during the night & secretion from the trachea - Contraction increasing - p quick & irritable - Pert Mix & inhale few (5 or 6) drops Chlorof if this persists to night - Better when I saw him at 3 pm -
4th. Altogether better, had sleept well. But the ends of the exposed rings grated against the end of the silver tube - last night the breathing was quiet & free from any noise - To day it is noisy again -
5th Not so well again, much bloody discharge passes down the larynx with his food - p 104 - Breathing hurried - Some dyspnoea -
6th Better again to day, sleept well - Still much oozing of blood from below - Throat is better - Sol alum -
7th A good day, but drowsy, & the food did not come nearly so much through, but there was wheezing occasionally
8th Not any worse, about the same -
9th Rather irritable, and much wheezing -
10th A Bougie wd not pass thro the contraction in the trachea. Had severe retching & straining to day - Much pain generally, had passed a bad night, for he took no drought. Saw Capt Nares to day -
11th Wonderfully better & easier - Sleept 12 hours at a stretch & is much composed to day - Breathing pretty easy -
12th Bad night again with extreme dyspnoea, inspiration at times, like whooping cough. This prevented his sleeping at all last night - & he coughed more. expect^n occasy gurmous - Contraction of the trachea is evidently increasing.
13th A better night again, wh much sleep - but dyspnoea during the day - Used Inhal^n of Zn Spray wh Weiss' Inhaler -
14th Pretty fairly - Inhal^n as before - Dyspnoea great at times.
15th Dyspnoea several times in night threatened suffoc^n, only relieved by chlorof - ordered Sulf Eth as well - Inhal^n of water only - Curiously enough when asleep breathes as quiet as a lamb, with no stridor -
16th Was drowsy, fair night, but at times dyspnoea - Inh^n of HO
17th At 4 am I was roused to see him as the dyspnoea was most severe, but relieved when I got to him. The contraction is evidently increasing - Eth & chlorof had been used - At 3 pm, the dyspnoea

Saccharine Throat, with follicular disease and sweet taste in the mouth.

Dr Emmott of Egham Hill 30 April 1863

relaxed throat & larynx some years, like Mr Pearson - watery gelatinous, follicular throat - Same kind of expression as him - Epiglottis very dependent and striped with red vessels anteriorly - follicles enlarged -

Am Bromid ℥ß	Am Bromid ℥ß
Tr Nucis Vom ℥ij	Alumin ℈ij
Syr Simp ℥ß	Glycerin ℥ß
Aqua ad ℥viij. m	Aqua ad ℥vj.

C. May his die - Gayle m &c.

Quoted in Ed 2

---

was again very bad & he seemed gasping for breath, and at times felt as if the blood was rushing to his head. A metallic bougie would not enter the constriction of the trachea.

18th Under expect mix, there was more secretion & freer breathing. Saw him wh Mr Holthouse at 3½ pm

19th 3 pm - Tried to introduce Bougies thro the stretched part but in vain, and the stretch was made worse always by the passage of drops of fluid into the trachea whenever drinking, for although a portion passed out of the cannula, yet some was drawn in at the same time. 11½ pm. I was more fortunate, & passed a fine gum elastic very flexible bougie & then a fair sized wax one with great relief to the breathing. He was taking at same time expect aranty every 2 hours. Yet now more fluid passes into the upper larynx, because the ulceration of the larynx & swelling of it in the throat is seen with the Laryngoscope to have increased the

 last 36 hours. He is getting thinner & weaker, & takes now less than his oz milk in 24 hours.

20th Sent for at 6 am to relieve the dyspnoea & gain passed in a layer wax bougie still, twice, right through the structure with immediate relief and ease. He is getting feebler too.

3 pm relief had been variable but the breath was now fair - I passed in a layer wax bougie than at 6 am. Had slept some - & took food better — 10 pm. Breath still bad, passed in the large blunt end of wax bougie, at intervals, twice, but the contraction was pretty firm. Staid with him till 2 am -

21st 4 am. Sent for, as he was worse & I found him quite cold, & covered with sweat, pulse feeble, breath bad, shirt ringing wet. This last I changed, and an attempt wh the bougie failed & produced bleeding. After milk & brandy, he fell off into a sleep and slept well & easy until 7½ when I left. He was then better, but for a time only, the flicker of light before darkness -

1 pm Sleeping quietly, breathing very easy, so for several hours.

8 pm Actually sitting up & quite active - took milk, soda water &c - & his anodyne draught - p 92, rather weak - Breathing easy, but coughing a little - I staid till 1/4 to 11 -

22nd 1 pm. Sitting up, fretful, but breath fair & pulse not bad, and he was about the same at 8 pm, but perhaps breath not so good

23rd 10 am - & 9 pm. The swallowing is not so good, as more comes through the cannula & is occasionally sick, but it is now regurgitation & not retching. Breathing variable, relieved by chloroform in the evening - pulse 100 soft - very thirsty -

24th 3 pm. There is much difficulty with the stomach, from acidity &c, & the ejecta frequently resemble cocoa, & so last 2 or 3 days. Has taken chiefly soda water since yesterday. Breathing good & bad, had to introduce a wax bougie through the trachea, with not inconvenience. p 84 -

9½ pm. easier but drowsy - breath fair - Has looked bad to day -

25th Quiet all night, & slept a good deal this morning & even up to time of my visit at 3 pm. He was too feeble & weak to sit up especially after an action of the bowels from an enema & had to be put to bed again, when he fell asleep from exhaustion. Difficulty of breathing has quite ceased - not half as strong as yesterday -

26th Exhaustion has increased, for he can scarcely raise himself in bed without assistance - yet pulse is a little better -

Continued at page 67 -

Mr John Hanson, from Ireland, came May 13th 1863
to the agent for the Estates of the Greig, a landed proprie-
tor. Mr Hill called upon me about him on 21st March,
to know whether his case was curable, & I said I thought
it was from the account he gave - he was then aphonic.
Is aged 40 - healthy looking, with a reddish tinge on
each cheek, & partial adhesions expansion, but
perhaps due to exposure - 18 months ago, was convers-
ing very loudly with a deaf person gentleman, when his
voice broke down and suddenly went away. There
was no cold or other cause to account for this. He caused
not sing nor read the end of October, and the voice
broke down & was reduced to the merest & almost
inaudible whisper. In January 1863, he underwent
water cure with advantage, in Ireland, under a
gentleman at Belfast. At the end of March the
voice gradually returned & is now gradually getting
stronger; for the last 3 days is feeble, but for a month
has been better - general health much improved now.
Changes in weather affect the voice - He says he is

never subject to sore throat, never muffles, & seldom has a cold - Not subject to cough either. He had pain in the Thyroid Cartilage for about 2 months.

Lar. - Epiglottis partly pendant. Slight congestion of the larynx, but vocal cords now natural - There was some congestion in subglottic space, & upper trachea -

Shower hit arg.

℞ ana Bromid ℈ß
alumen ℈ij gargle
Glycerin ℥ß m & e
Aqua ad ℥vj.

℞ ana Bromid ℈ij
Nuc Vom
N Carb Co ana ℥ij
Syrup ad ℥ß
Aqua ad ℥viij. m
C. mag. bis die -

I told him he would get quite well - but he must be cautious about himself for sometime - I told him he might take a glass of Wine, which had been stopped -

11th Voice already stronger & he feels better - Came with Mr Hill - Used Shower again with advantage pt -

Trachea showing lessening of congestion.

Growth on the right Vocal Cord.

Rev Dr Williamson continued from page 361

July 4. 64 Sol Alum & SO_3 to growth - Herpes circinatus
Ung Zinci ʒij
Ext Bellad gr vj. m q. n. to eruption -

7th applied same solution - the growth looked thus ⊗, a sort of lip like margin around a central projection -

11th Glycerate of Iodine - & Pt gargle - Growth less prominent.

18th Examd in presence of Dr Burrows, when the cords were seen whiter, and the growth flatter & less prominent -

Aug 17 About the same, Voice in a whisper, the growth seemed a little more forward, & the outline of both cords was well seen. Much general congestion, of larynx, removd by 2 showers Sol Mt ary, & excessive irritably removed by sucking ice. Suggested quiet & 2 mos at Scarborough - This was approved of, Dr W did not like instrumental interference.

May 27. 1865. Since last visit symptoms have been progressing, has now difficulty of breathing, little cough, occasionally spasm, more irritability and discomfort about the throat; snores loudly in his sleep - Dr Burrows found his lungs sound, but the breathing tubular from the difficulty of entrance of air above - Larly in his presence at 2½ pm. Showed general pulpy redness, & diffused swelling of right side of the larynx, extending beyond the middle line to left side, and absorbing in it as it were the former growth, the apex or top of which with a depression was distinctly visible -

64 The right true Vocal card was concealed, but a small portion of the left was seen, white; the aperture of the larynx was however much contracted & fully explained the dyspnoea at times - Dr B & myself agreed in the propriety of not interfering with the Larynx itself - & prescribed Tr Iod externally to the neck as a counter irritant, and the use of Iodides & Quinine internally, Chloroform to inhale when the spasms are present or obstinate coughing - Dr B was to write to Mr Cardon, Surgeon of Worcester to be prepared on any emergency to perform Tracheotomy, if it should become necessary at any time.

Inhalr of Zn Spray wh Weiss.

July 12. Accompanied by Mr H. S. Webb Surgeon of Welwyn he called on me. The entire Thyroid Cartilage had considerably swollen in every direction within the last 3 or 4 days & was producing dysphagia - The Breathing had been getting gradually worse since he was last here & now it has a stridor of obstruction. Has had more frequent attacks of spasm but not since the Thyd Cartg has enlarged. Some bloody expectoration last few days. Larg now is extension of the disease to the opposite false card & posterior part of the larynx, no true Vocal card to be seen, & the aperture of larynx is very small as in fig above. The laryngeal surface of the epiglottis is distinctly seen & not covering up the swelling behind it as before. All the parts intensely congested, including the epiglottis. Yet the examination was easy. The extension of the swelling externally is extraordinary & ominous, & is no dbt about malignant nature of the disease - I learnt 2 of his relatives died of Cancer, one of epithelioma & one of Scirrhus, as Mr Webb told me - I advised Tracheotomy at the earliest possible moment & my opinion of the nature of the disease, I learnt from Mr W was that of Dr Burrows who was not able to be present. His friends took him to mackenzie the last time from me, who sd it was phthisis of the larynx. An opinion which Dr Burrows did not at all confirm -

Continued at page 82.

Rev Wm Culpeffer, of St Kitts, W. I. came May 15th 1863 with Dr Ogle of Upper Brook St. But he had been recommended to me by Dr Nicolson of Antigua. aged 33.
about 12 months sore throat suddenly commenced with much dysphagia & dyspnoea at first, hoarseness but no pain. but has had more or less pain in the throat ever since at right of the root of the neck, sometimes shifting to the left. never had aphonia, voice very good & strong, but weary after preaching. Is exceedingly nervous (pulse varies & feeble, 16 & 20 per quarter minute) suffered from headache (heartburn) & indigestion all his life. Suffered from old Bronchitis, pains down right side of the chest in 3 directions, thus Blistered frequently. Pickering used frequently. Larg showed much chronic congestion of the trachea, as far as could be seen, & right up to the subglottis. Cords normal. larynx congested slightly. epiglottis a little pendant.
Dr Ogle told me there was indistinct breathing in right side of chest.

By Am Bromed ℥ß	By Am Bromed ℥iß
Aluminis ℥ij	Tr Nucis Vom
Glycerin ℥ß	Tr Card Co aa ℥ij
Aqua ad ℥vj. M	Syrup Sinap ℥ß
gayle M & e.	Aqua ad ℥viij.
	C. mag. his dir. M

His father drop't down dead from disease of heart.

Seems less nervous - pain in chest the same -

19th Applied Sol arg nit wb brush to the larynx - pt.

21st Pain in chest gone, but it comes & goes - Redness in larynx & trachea very much less, not near so nervous -

Applied Shower nit arg to trachea - Bromide made ℥i -

23rd repeated this, with some spasm p contact of bulb with the epiglottis - used sun light - pain not returned in chest.

27th feels little languid, tried family prayers, & got hoarse at the end -

Pyrosis &c Bism ℥ss P. Specac gr IX P. aromat ℥ij. m div in ch vi - 1 his die - Pt mist -

Rx Pot Bicarb ℥iij
Tr Card Co
Tr Gent Co aa ℥ij
Syr ℥ss Aq ℥ad ℥viij.
C. mag. b. d. m

June 3 - Free from all pains in chest, but soreness remains at right root of neck, probably rheumatic. To have nim Rx & to Pt gargle - going to the country for a few weeks -

Larynx & trachea perfectly normal -

The Rev E. L Nares continued from page 60.

1865

April 27. A little stronger & swallows a little better, but had much cough in the night, from window being open in the day.
28th Better still, but unable to sit up. On waking he says he feels as if he was to be suffocated -
29th About the same, but feels easy, but is weak, p 72. very yellow - swallows better & less vomiting - expectoration increasing - slept well from his 3 to 7 of Battley - 30th very cachectic looking. In swallowing some milk I saw a little come thro the nose; has a sense of dead weight in front of chest. p 72 weak. Rather weaker to day.
May 1. Restless in night, but free from cough or pain. Chest better - pulse 84 and weak - bowels open last night from enema of soap & water
2nd. Quiet night, but coughs when sitting up in bed. made him put on his internal merino vest - Draught to be 35 minims -
3rd Retched violently last night, & an hour after, the mouth filled several times in rapid succession with bright scarlet blood. and there was much blood mixed with the expectn from below. To day I find the ulcerated part of the throat near the right side of the epiglottis enlarging, as well as the back part of the top of the larynx and cartilages projecting backwards.
4th Drowsy & sleepy from substitution of Sol Mur Mang for B battley.
5th Much cough last night from no draught - Is now getting decidedly thinner, & the cancer of the throat is seen to be increasing -
6th Had passed an excellent night & was quite comfortable to day, from 40 m Sol Mur Mang - no cough & had swallowed well.
7th Quiet night, but some dysphagia, the epiglottis is more elevated being pushed up by the growing surrounding epithelial mass. Most fluid therefore passes through the cannula - p 84 -
8th Visit 6 am. Much dyspnoea this morning & feeling of suffocation obliged to pass a wax bougie through the trachea - weaker but pulse slow & regular
3 pm. had rallied, but weak, p 65. Administ brandy - but little fluid entered stomach
9th Better, p 65, felt stronger but faint occasionally. Throat seen about the same, & a great deal of fluid passed thro tube.
10th. Had taken oij milk in night. Passed blood & pus by stool -
11th Vomited large quantities of fluid all night with coffee grounds, like, & part of this morning. Bleeding from trachea & throat as well, looks quite blanched & exhausted -
12th Passed a quiet night without any more sickness. Is weak - Bowels open twice in afternoon, followed by most extreme exhaustion.

68 the second stool, seemed as greenish pus and light bile -
13th Bowels rather relaxed & had been sick again in the night - altogether uncomfortable, altho not so much bleeding. Enormous quantities passed from bowels & stomach, apparently more than eaten.
14th Boiled Milk pound of service & he was quiet, but weak. The growth in the throat was seen steadily enlarging. He had not ~~taken~~ much nutriment since yesterday -
15th On the whole weaker, parts around the tube ulcerating & discharging freely - Bowels quiet - Cannot move in bed without assistance - p 84 weak -
16th Is starving, for a great part of his drink passes down the cannula & he coughs & chokes & frequently vomits. The breathing therefore is bad now & then & I had to pass the blunt end of a large wax bougie into the trachea. Odour is purulent, & all the parts are becoming ulcerated, & the swelling around the epiglottis is increasing -
17th Chloroform rel^d his breathing, & it was used almost all night - but it became very bad in the morning, and urgent during the afternoon - at 5 pm he was almost moribund, but rallied a little after passing a Bougie wax down twice. His hands were cold & clammy and he was dying - p 100 & very very feeble -
At 8 pm He still beckoned for chloroform which stim^d & relieved him, but he was now too low to rally, the heart began to flag, got weaker & weaker, breathing harder, & died quietly at 11 o'clock to the minute, without secretion of mucus in the larger air tubes.
Autopsy on 19th at 3 pm, 40 hours after death -
The whole of the posterior & lower part of the cricoid cartilage & extreme fundus of the pharynx was destroyed by epithelial cancer, and the larynx & pharynx communicated or rather formed one large passage, so that everything went down to it, part coming out of the tube & part going down the oesophagus - The epiglottis was surrounded with hard scirrhous deposit & seen during life with the L - The rest of the oesophagus downwards, with the stomach were quite normal, & also all the viscera, except the liver which resembled the fatty organ of phthisis - all the structures & tissues were gorged with fat - Lungs & heart perfectly normal; a few old pleuritic adhesions in left chest - P.M. made wh assistance of Mr Holthouse & Dr Temple -
The larynx was nearly quite blocked up with hard scirrhous masses & the glottis & subglottis were filled with them, in the last, the growths at first seen were blended with the malignant disease. The upper part of the trachea was

Continued at page 75

The Revd Francis Bacon, Rector of Spilsby, Lincoln, whose wife I am attending for miscarriage, came to me May 21st 1863 about his throat - Although not ill, he occasionally has to stop preaching when irritation of larynx comes on in the Church - but his voice in singing & speaking is very powerful indeed - Chest is weak. Lady showed the larynx normal, with very slight relaxn of muc: mem:; that in the fauces is pale, relaxed, & in places patchy as if scooped out with the nail, covered with a yellow film. Has had to be careful of his stomach all his life -

Applied sol of Tannin to the fauces wh benefit. & He uses cold H O gargles & sponging to neck & throat -

Ry Aqua Bromid ℥ß
Alumin ʒij
Glycerin ℥ß
Aqua ad ℥vj. M
p. r. n
To be used as gargle M &c.

March 18th 1864 examd throat of little boy, aged 3, who was very pale & ordered him Vin Ferri ʒj quotidie -

Ry Lithii Br gr 32
Spt am aromat
M N Carb Co aa ʒij
Syr Hem ℥ß
C. mag. his. aqua ad ℥viij

Mr B had flying pains about head &c

22nd Visit - wh rheumt of left shoulder & side of chest - Ry Liq am acet
Bicarb Pot
Syr ℥ß Aqua -
pain very slight -

Mother rheumatic -

24th Nearly well.

has used electric paths as well - wadding comfortable -

extensive ulceration between the mouldpip
and gullet, following the operation of
tracheotomy (done 22 April 1864) for
Chronic thickening & swelling of that part
of the larynx ~~called~~ known as the subglottis,
the first attack of which occurred on or about
the 20th day of April 1862

filled in certif 6th Lines
known him professl

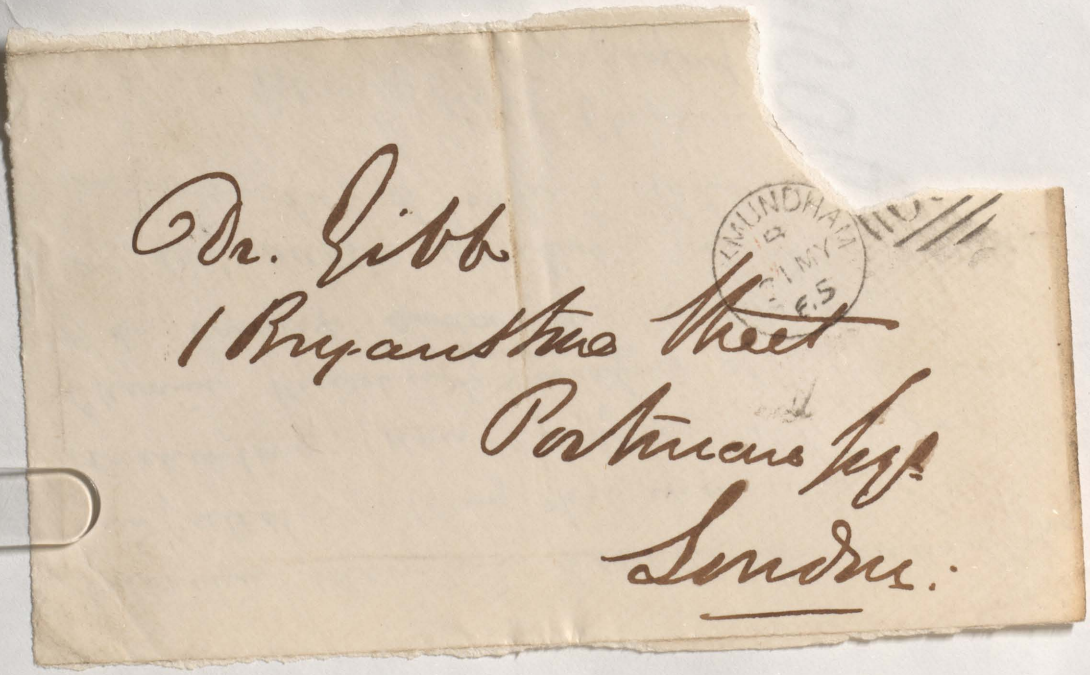

Dr. Gibb
1 Bryanstone Street
Portman Sq.
London.

MUNDHAM
19
MY
65

Miss Gregory, a young lady, aged about 20, 22 May 1863
I saw in consultation with Dr Copland in Old Burlington St, with her aunt. She was in perfect health but subject occasionally to a very offensive discharge from the nostrils which simulated diseased bone. She was free from it for long periods, & was generally brought on by colds - Good complexion - Last used with success inhalation of Creosote & p Dr C -

Rhinoscopy very well borne - showed a turnified and deep red velvetty appearance of the Muc: Mem: covering the turbinated bones of both nostrils; there was no breach of surface nor exposure of bone, & the surrounding parts were healthy - Laryng showed slight relaxation of Muc: Mem: but otherwise normal - When the discharge is present she is very weak & languid, cannot sing and scarcely disposed to speak or do anything -

℞ Am Bromid gr xxxij
Tr Mucis Van ʒj
Tr Card Co ʒij
Syr Aurt ℥ß
Aqua ad ℥viij. M
c. mag bis die

℞ Am Bromid ʒß
Alumen ℈ij
Glycerin ℥ß
Aqua ℈ ℥vj M
Gargle M &c -

72.
to omit Al Marsh or other treatment for the present.

Follicular disease and Cardiac dyspnoea, Calculus in the Kidney, &c.

Dr Riding, aet 64, came to me May 25th 1863 about his throat. 79 Kensington Gardens Square, Bayswater. W.
Voice always weak in talking much & frequently too lost. preceded by hoarseness. When overwarked or worried it has an influence on his vocal apparatus, the 8th pair he says being at once influenced. Is obliged to avoid society in consequence. Terrible attacks of dyspnoea in paroxysms at night particularly; has a feeble heart he says, breathing embarrassed in going upstairs, probably fatty degeneration of the heart. Dr Williams said there were a variety of cardiac conditions some years ago depending upon the brain. Has calculus in the Kidney, which probably causes expenditure of the urinary elements in the system. Urine often scanty when these dyspnoeic attacks come on, & irritability of the bladder & pain in the Kidney. Dr Golding Bird & Copland attended him some years ago. occasionally he loses his vision in writing his Recipes. Had one day loss of speech which passed off in a few days, thick at first & then loss of speech. Has probably too he says some emphysema of the lungs, pneumogastric no doubt, he says

much influenced. Lymphatic temperament, stout & flesh, & flabby.

Laryngoscopy – Showed general relaxation of mucc: mem: with pallor & gelatinous watery secretion of larynx & trachea & pharynx – epiglottis pale & streaked with vessels. Large tongue – Follicular disease as well –

To inhale Tannin with pulverizing fluid apparatus of Weiss –

℞ Am Bromid ℥ß
Vin nux Vom ℥iß
Vin Card Co ℥ij
Syr Sinp ℥ß
Aqua ad ℥viij.

Quoted in Ed 2 C. mag. bis die – M –

1868 Mr Bailey continued from 56

June 8. He came with Mr M. T. Coleman of Surbiton who had attended him for many years. He was aphonic, and had been so for the 5 years since he saw me, with pain also down the throat all that time; was 3 winters at Torquay & 2 at Ventnor – Dysphagia present too on & off all that time, which he 1st had 25 years ago, when Mr Scott passed a bougie 400 times, & generally a very large sized one. Sir Wm Lawrence said & I endorse it, that he never could have had a true stricture of the oesophagus, must have been spasmodic. He got over that & became a hearty man. He could not cry out loud now. Been under Dr Walshe, Williams, Grell & others, lungs are sound, no cough, & has taken almost everything in the Phar, including Iodides & Bromides, the latter

Mr Nares continued from page 68

contracted & filled in with malignant deposit, & on slitting up the tube there was no ulceration or true stricture as we had first supposed. That contraction was at the upper part, & the portions of second rings exfoliated were from the upper part of the tube also -

In Times of Feb 15. 1868, amongst the Deaths, was

— "On the 14th inst, at her residence 12 Warwick Square S.W. in her 70th year, the Lady Henry Spencer Churchill, widow of William Whateley Esq Q.C."

---

always affect his head. Their opinion & treatment were all alike. Has been lately losing flesh & appetite, though never was stout, eats 2 meals a day. Always eats a good breakfast, very bilious, Is able to swallow fluids & solids well. Nit Acq was applied by Mr Coleman without any benefit, & he was advised not to have local applications. Is much tenderness about the neck all over, back & front, glands enlarged there, particularly near hyoid bone. Larynx gaseously - very easy - fauces congested with long excoriated patch on left side of phagogeal wall as if scraped from top to bottom with the nail - meant not there so much relaxed as in the larynx & trachea. Was congested in upper larynx, & a little so on left vocal cord; both

76 were of an ashy grey, & very flabby, no tension to produce sound. No ulceration, or other disease was observed. used spray of Zn with Clarke -

Ag Am Iod gr 4	Ag Zn Sulf gr 32	Lin Chlor
Spt Am aut	Eau de Col ℥j	℥j for
Fr Card Co ana ʒß	Aqua ℥iv m	neck -
Aqua ad ℥iij m		

C. may his die - daily wt Clarke 1 m.

Mrs Biggs aetat 44 was brought home 26 May 1863
by Mr Arthur Serjeant, Surgeon of Peckham -
Is the wife of a Clergyman who is nearly blind & a very
learned man, & has been compelled to tax her strength by
studying through her eyes & Signal apparatus, frequently for
8 hours a day. Her father died of laryngeal phthisis -
Notes 4 years ago - aet 40 - Constitutional Cough of 20 years stan-
ding, worse the last 6 months, but not necessitating confine-
ment to the House until the last 3 weeks - Menstrua-
tion regular - Cough hard dry & short - Left
Lung dull on percussion throughout - Breath sounds
weak but universal throughout left lung, and in-
creased in right or sound side - Decubitus incli-
ning to the same side - Impossibility of resting
on left or diseased side - occasionally slight dys-
pnoea and dull heavy pain in left Hypochondrium
which is relieved by counter-irritation. Excretions
perfectly healthy - Tongue furred and bright red
at tip and edges, and clean - Breathing always re-
gular and ability to inspire deeply without much pain -

Pulse was always very small & soft, often 120, regular - nervous temperament -, appearance not emaciated, not wasting - cheeks often exhibiting hectic flush. Father had pulmonary disease. Brother died of Aneurism of Thoracic aorta. Sister of Puerperal fever. There are 5 or 6 Brothers & Sisters still living. Says there is nothing the matter and that she feels able to do anything. The least exertion or excitement causes exacerbation of cough. Breathes as well in horizontal as an elevated position. Vocal Fremitus not very appreciable on either side. Stethoscopic signs not affected by prone or elevated position. When in pain it is always referred to the left Hypochondrium & back. About 2 weeks since had an attack like ague, setting in with oppression of breathing & shivering, lasting a short time, followed by a hot stage which lasted a few hours. This occurred daily and after 2 or 3 times at intervals of 2 days, then 3 days and not after. June 13th has been confined to bed the last 4 days, 3 weeks from the attack of intermittent fever; has been free from it the last 8 or 9 days and altogether is better - Pulse stronger & averaging about 90 - Cough not so irritable & it is controlled by seda

atives when required. Bark and Chlorie ether & large doses of Ammonia have been regularly given, & 2 Blisters applied to the back. "

Dr Johnson saw her when the above notes finished and differed from Mr Sergeants view (which was that it was congestive pneumonia) and pronounced it Neuritic effusion. No alteration was made in treatment and recovery quickly followed, and delay other followed by better health, until the last few months when the Cough has been troublesome at times, but kept tolerably well by taking night anodyne draughts. Miss B has been weak the last 3 months and suffering from profuse and irregular menstruation and not liking to impart this additional trouble went 2 or 3 times to Dr Johnson who examined the lungs & found nothing much wrong or did I on making a partial exam: 14 days since. The mischief appears to be laryngeal & the disease peculiarly demanding the application of topical remedies. very susceptible of atmospheric changes.

The present treatment has been for the congestion of the Uterine system, sedatives at night & persistent use of Tinctura Ferri Muriatis. Contrast the

passive hemorrhage. She has been under Mr Sergiants sole care the last 6 weeks, Dr Johnsons prescriptions not proving successful.

Present symptoms - Besides the forging, I saw she was pale - had no dysphagia - nor tenderness of the larynx -

Laryngoscopy. Showed the parts natural, but the muc: mem: much relaxed and congested within the larynx - trachea normal, saw as low down as 8 or 10 rings & so did Mr Sergiant; follicles dotted with red in pharynx & a streaked ulcer near the left side. Few red points also in the larynx. Fauces otherwise pink & healthy looking - He had cured an ulcer on the left tonsil with caustic - She has had to read lately to her husband some 8 hours per day, and it no doubt brought on this commencing condition of follicular disease; & as it is taken in time is quite curable -

Has been blistered on either side of the neck alternately, this to be continued ac[illegible] - Anodynes at night arrest the cough & the steel agrees well with her -

I applied a sol of Tannin to the larynx & Lad silver to the pharynx - The throat to be kept at rest by not reading or talking much until well - Sol of Tannin to be

applied to the larynx and occasionally sal but argati -

℞ Am Bromid ʒß
Tr Nucis Vom ʒiß
Tr Sanguin ʒij
Syrupi ℥ß
Aquae ad ℥viij.

C. mag
bis die

℞ Am Bromid ʒß
Vitrinis ʒij
Glycerin ʒß
Aquae ad ℥vj.
Gargle m &c. m

This would do the uterine system good as well.
Wrote to him on 28th about rest & topl measures -

82

Revd Sr Williamson continued from page 64
In the Times I read of his death on 11th Septem at
Datchworth Rectory - Vicar of Pershore, late Head master
of Westminster School, aged 62.

84 Follicular disease and impaired Voice for 2 years, great congestion of the trachea and subglottis, perfect recovery -

Rev Thos S Nelson, ~~xxxx~~ St Peters Rectory, ~~xx~~ Lincoln, May 27th 1863
came to me with his wife - St Peters Rectory -
Two years ago his voice got weaker & weaker until he could do no duty. Never could undertake the whole of the service - About 3 weeks or 1 month ago Voice was better & all at once it became a hoarse whisper & went away - Slight exertion produces this -
Health has not been good, has been debilitated -
There was aphonia lately for several days, could not utter articulate sounds - Has always been weak about the chest; voice clear whilst he had it -
A bright bracing atmosphere suits him the best; 9 or 10 years more or less single handed the whole time, and has done overwork - every service quite unbearable if gas used &c - atmosphere stifling - [Scarcely a day's illness for 12 years she said
Voice first would thicken & then become worse -
Laryngoscopy Showed relaxation & pallor of mucc. mem of larynx & fauces, with congestion of trachea & subglottis - Cords white, but watery looking - Sloughed ulceration at back of pharynx shown to his wife - Contemplates going to

applied Sol Tannin
to larynx & pharynx –

Switzerland shortly –

℞ Am Brom ℥ß
Alumin ℈ij
Glycerin ℥ß
Aquae ad ℥vj.

gargle
m & e

℞ Am Bromid ℥ß
Tr nucis Vom ʒiß
Tr Card Co ʒij
Sympi ℥ß
Aquae ad ℥viij.

C. mag. bis die.

Mrs Nelson is a very handsome lady like person –

June 14 Is better but the Voice is weak still & he cannot read for long. The mucus Mem of throat & larynx certainly looks better. Has not felt altogether well from the mixture – Weakness & heart affn part of chest, still great –

Mr Hewson is his family Dr – well known to Paget, West, Dr & Lee

℞ Am Bromid ℥ß
Alumin ℥j
Tr Kram ʒij
Glycerin ℥ß
Aquae ad ℥vj

gargle
bis ter ne die.

16th Voice is already stronger & he feels better. The throat & larynx are less relaxed & congested – applied Shower Mt ary to larynx, & Sol Tannin to fauces – less irritability of velum & tongue –

℞ Ammon Iodide gr xxxij
Tinct Cinch Co ʒvj
Tinct Nucis Vom ʒij
Syr Hemid ℥ß
Aquae ad ℥viij in.

C. mag. bis die –

18th Voice much stronger – & condition of throat very much improved – 2/3 eds of congestion gone from trachea, a little in subglottis – applied Sol Mt ary with brush – finds the mixture not agreable, & the gargle harsh & therefore a little soreness.

Mrs Nelson had enlarged tonsils, the left especly, interfering with speaking & singing applied Sol Tan & gave a ℞ for an ℥j Solution –

alterations

Mix Tinct Cinch Co ℥ß
Tr Nucis Vom ℥iiß –

20th Much improved –
Applied Sol Tannin to larynx
& uvula, & Nitrary Sol to
some streaks on pharynx –

Gargle Tr Kram ʒi
Alumin ʒij

leaves to day for Home –

22nd p. r. n Sig am aut ʒij
Mist Acaciae ℥iv. C. mag. q. ½. h –

July 29. He wrote "You will be glad to hear that your treat=
ment of my throat has been marvellously successful.
My voice has fully returned; I have preached twice
with great ease and with a stronger voice than I
have had for years. see page 260 for daughter –

1867 Quoted in Ed 2

June 29. For 2 years he went on alone in duty & his Voice has been
as clear as a bell up to the last 3 mos – Now it is a little weak,
gets a little thickened after reading & cant get it clear & he feels
weak & feeble. Lastly a little relaxn & congestn of upper part of the
larynx & sides. The end of the uvula a little loose & rather pointed.
In other respects all normal. Spey of ℥ wh Clarke.
& repeat daily for 2 m
of 10 gr Solution –

℞ Pot Bromi
Alum aa ℥ß
Gl ℥ß
Aq ad ℥vi m
f. m & e.

A YOUTH WANTED, competent ... business. Apply at 187, Oxford ... a counting-house. No salary for the ... at No. 139, Leadenhall-street.
A YOUTH WANTED, age about ... hand, and having a knowledge of ...

r John Davids, Surgeon, Cowes, came May 28. 1863 - Isle of Wight. Short healthy looking man of 69; but not seeming more than 60 - He says; Sore throat all his life, yet with apparent good health. Good deal of relaxn of soft palate after colds - followed by relaxn of epiglottis, with violent coughing night after night in bed. Had irritative cough after influenza &c - Has a loud powerful sonorous voice. When he takes Port wine (Oj or so) cough stops at once - Always susceptible of cold -

Present cough since February, ~~constitutional~~ Continual itching of the larynx, especially right side, he could put his finger almost upon it. No pain in neck, nor dysphagia nor dyspnoea - More hoarseness this time than usual - Paryzarie quiets it a little.

Laryngoscopy - slight relaxn, not from follicular disease - Larynx a little congested - epiglottis more so, partly pendant esp. on right side where it is in contact with the fold of muc: mem: On the ant surface of the right half of the epiglottis is an

ulcer, with elevated margins, & inflamed surrounding membrane. It is deep also, & explains many of the symptoms. He had surmised something of the kind on the edge of the cartilage. The sketch shows it very well. I touched it with a sol of Nit of Silver, & the pharynx with Sol of Tannin.

℞ Am Bromid ʒß
Tr Nucis Vom ʒiß
Tr Card Co ʒij
Syrupi ℥ß
Aquae ad ℥viij.

C. mag
bis die

℞ Am Bromid ℥ß
Aluminis ℈ij
Glycerin ℥ß
Aquae ad ℥vj.
Gargle m & e –

I advised topical use occasionally of Sol Nit ag & of Tannin – He had read my book & had used the former – & quite agreed in the propriety of not using sol^s of less strength than ℈ij – He forced me to accept a fee, nonlens, volens; –

June 5th. Rev^d a letter from him. His cough is better & seldom troubles him at night now, for the gargle n & m – but had not commenced the mix – I wrote him to do so – I learnt after he took the mix for 2 weeks & got quite well –

Aug 20. In a letter he says the cough returned again more than ever 2 weeks ago, from checked perspiration, & nothing does him any good – I wrote & suggested use of Tr Op Camp, Liq Am Acet & Ant pot tart 1/6 gr to relieve cough & irritation & the appl^n of Sol Nit ag to Velum & pharynx, in addition to what

& Iodine to the neck –

he spoke of in his letter, namely Sinapism & Lin aeruginis –
And requested him to come up after 3 Septem –

June 8th 1865. Got quite well after I saw him, but now cant stand the Winters, he gets so chilly & cold. Last Aug 1864 he passed quantities of phlegm from the larynx he believed, & had uvula snipped off entirely. Now Nothing but relaxn of the muc. mem. of larynx, without any congestion, epiglottis perfectly normal, in shape, appearance, &c.

Inhaln of Zn Spray wh Weiss & advised him to continue it
Dr Budd had recomd him Sulf Fer gr i with other things – but I suggested

Ly Sol Cit Strich & Fer (Bastides) ℥j
℥ss his die ex aquae.

His voice is excellent. advised Part in place of Sherry –

March 21. 1866. wrote he had reason to speak well of the fluid Cetomejor & Zn Sol in relaxn of larynx wh hoarseness & has been quite well – up to lately, but 3 weeks ago a fresh cold ended in a laryngeal cough which comes on in paroxysms & bothers him at night. Zn Spray does now now relieve. I advised spray of Claret or port wine diluted 1/2 or 1/3 – or Sol Zn acet gr 4 to 6 ad ℥j – Gargle of gly Al & HO – & Mix Tr Camp Co – Spem & Scillae.

Alexander Pain aet 39 came to me on 29th May 1863 from my friend Mr Ernest Hart -

Two years ago Mr Hart removed a large central piece of the upper alveolus in a necrosed state, which has now left a large opening leading up into the nostrils through which can be seen the turbinated bones

When he could not speak, eat or drink without the opening being plugged up with a piece of wadding -

Last 2 or 3 mos had a cold, & felt a soreness of the throat. 2 weeks ago he had pain in swallowing as if a knife was cutting him & he could feel a little thing like a marble shifting about at the back of the roof of the mouth, as if there was something lodged there in the nose - Breathes thro both nostrils but sometimes it is stopped up in the right. General health now pretty good -

Rhinoscopy showed some swelling of the right nostril at its floor, near the corner, like a tumefaction of the mucous mem:, but not a distinct tumour -

Abnormal uvula -

Thomas Rutherford act 26. came to me Nov 10th 1883
from Dr Wright -

The Dr wrote that there was either an arrest of development of the right muscle or a mucous polypoid outgrowth from the right side. If touched with a probe it was seen hanging like a fluke - and this was quite true, 'tis shown in the sketch at A. The mans history was pleurisy of the left side phthisis of left lung, 2nd stage - right lung healthy. had been in Brompton Hospital -

Referred to
Mr Ed R

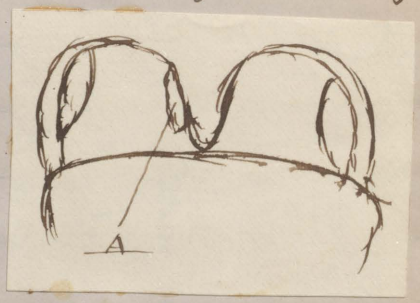

Destruction of the free portion of the epiglottis, from ulceration and disease of the throat for 4 years; together with portions of the arytenoepiglottic folds —

Mr James H Lamb of Forfar, act 27 came to me 29th May 1863 by the advice of Mr Brace of Bath, who knows me — He advised me of his visit in a letter from Sion Hill, Clifton, Bristol, where he was staying for a short time with his wife. He furnished me with the following written history: —

"Naturally of delicate constitution, has been for a number of years subject to occasional attacks of Phagedenic ulceration of the throat & fauces. He has been put through mild continued courses of different tonics and alteratives, which in their turn have cured the disease for the time — but exposure to cold even in a slight degree is apt to bring on a return of the complaint. He has often been for months quite well. Early a course of Plummers Pill with Sarsaparilla seemed to have controlled the disease; also benefit has been derived from long continued mild courses of Liquor Iodinus c̄ Hyd Potass; also Iodide of Potassium — Dunovans solution, Tinct Ferri, & Liquor Arseniatis c̄ Liquoris Potassae &c &c — all these different medicines combined with the use of Decoc Sarsae. The local applications

have been Sol Nit Arg, Sol Cup Sulp, Tinct Kino, Emul Copaiv c̄ Liquor Ammonia &c &c - latterly he has derived much benefit from the regular use of a Respirator - I need not say his diet has been regulated and general health attended to. Brechin 25 April 1863

(sd) A Guthrie."

"Present medicines - By Liq arsenicalis ʒij Liq Pot ʒvj. m

25 drops thrice a day -

By Sulp Cup ℈j Aq destil ʒj. ft Sol - to be applied with a small piece of sponge every few days -

By Dec Sarzac 2 or 3 times a day."

I made out the following additional -

Has been ill 4 years with sore throat & went to Clifton for change of air & has been going backward - Has had tremendous ulceration of the throat & great pain in swallowing - The dysphagia was such at one time that he could not swallow fluids at all, & afterwards he could only take pultaceous food - Rather nervous & uneasy about himself, cannot attend to his business - Now he can swallow very well, but he feels a little pain far down the the throat, especially during the last week - Voice is good and strong, but sometimes it goes away entirely & if he is

the least fatigued & goes away in the evening. Always expectorates quantities of phlegm, never has measured it, but probably a pint in the 24 hours. Felt better from the London air. Has no appetite for any meal but his dinner & feels very drowsy after it. Has no cough, but a feeling of irritation as if he wanted to get rid of something. Is obliged to make 2 efforts in swallowing to get the food down. Sleep irregular; throat "dried up immensely at night." Pulse 130 & weak, but he had Rheumatic fever in 1857 with a little functional Cardiac derangement, pulse always quick since; increased also by an excursion to the Highlands some years ago, when he over exerted himself. Sometimes pain in Cardiac Region.

Inspection & Laryngoscopy. Uvula partly gone, & retains much adherent to the pharynx. Right side of nose tender, & sometimes stopped up. Tongue thick & enlarged & spasmodically retracted. The epiglottis was gone, & evidence of great destruction of tissue. He had had the solid Nit Arg used, & solid Pot: fusa & I am afraid they did much mischief, an opinion which Prof Syme of Edinburgh, also hazarded. No vocal cords could be seen, but fortunately a wide artificial glottis,

which permitted of easy breathing & a view of the trachea - The left side of the glottis consisted of a thick round swelling formed by the left aryteno-epiglottic fold - The sketch shows the appearance of the parts, but I am afraid the arytenoid cartilages are gone also -

No 1 -

applied Sol Tannin

℞ Am Bromidi gr xxxij
Tr Card ℥ij
Syr Hemid ℥ß
Aquae ad ℥viij. M

c. mag. bis. die.

℞ Am Bromid ʒß
Alumis ℈ij
Glycerin ℥ß
Aquae ad ℥vj

Gargle 3 ab a day -

June 6th. Very much better, has found the gargle most comfortable - Expectoration & secretion almost wholly stopped & has felt much improved. The ulceration of the larynx &c has diminished one half, and the parts are more distinct, for sketches. Their movement is freer & readily noticed - No 2 shows the right vocal card & No 3 both cords during forced inspiration with the trachea - The remains of the left aryteno-epiglottidean fold moves inwardly from side to side by the aid of the arytenoid cartilage; that on right side I fear is gone - Back of tongue at times feels sore, & has soreness in right side of larynx in the neck.

No 2.

No 3

Ulcer of the septum nasi can be seen with the eye, this was touched with Sol Int arg - The larynx with Sol Iod arg

Came with his father to day –

and the fauces with Tannin. Expect^d a little blood the last 2 days with the mucus, which came from the throat & larynx, the mem of which is assuming a healthy pink colour.

Prognosis still good – Pt omnia –

8th Still a little soreness in right side of neck, but does not look like the same person is so much improved – Came with his wife, a very lady like person – pulse 88 to day, but it is easily excited, the Bromide is improving the heart.

applied Shower Nit Arg to cords & trachea & Sol Iod Arg to the ulcer^n above with a brush – } In Ry made Brom ℈ij & added W Nucis Vom ʒij – (Showed my larynx to them to explain about the epiglottis.) The swelling was less on left side in him, & ulcer^n much diminished.

10th Back of tongue raw & granulated. Nose better, pain gone & ulcer smaller – Touched it & throat wh Iod Arg.

& Ry Iod Bibaute ℈ij, W Kramer ʒiss, Glycerin ℥ss, Aqua ℥ad ℥vj. Gargle alt^y with the other – } Voice a little weak to day – but sleeps well –

13th Tongue very much better, but still some pain in right side, from tenderness of thyro-hyoid inflam^n – Ulcer^n almost wholly healed up about the larynx – Applied Sol Iod Arg to larynx, rt side pharynx low down, & back of left velum – & Nit Arg to the nose – Pt omnia –

16th Little husky from a cold, – leaves tomorrow for Hastings. & over exertion in speaking &c –

℞ Am Iod ℈ij
Tinct Cinch Co ℥vj
Tinct Mucus Vom ℥ij
Syr Hemides ℥ß
Aquae ad ℥viij.
C. mag. bis die –

Pulse 100 & weak, & skin perspiring – ordered him ——— and applied Sol Nit arg to larynx, right side of oesophagus & nose –

July 14 Is now quite well, & wonderfully improved by his stay at Hastings. Voice is now much stronger – On examn, all ulceration is healed & the parts have assumed a more concentrated form as in fig 4, the circular tubercle a moving to the right, to b, and covering up the glottis, the shape of which is seen. In the utterance of sounds the cords come together as in fig 5, but they have been inflamed at one time, and are irregular in surface, but not ulcerated nor any portion destroyed – All his functions are now good –

Omit other med for present & to have

℞ Am Bromidi ℥ß
Aluminis ℈ij
Glycerinae ℥ß
Aquae ad ℥vj

℞ Quin disulph gr xij
Ferri Sulph gr xvj
Acid Sulph ar ʒj
Syr aurantii ℥ß
Aquae ad ℥viij. m
C. mag. bis die.

Gargle m & e occasionally p. r. n.
Did not touch the throat, but did the nose wh sol Nit. arg. & ℞ of Nit arg ℈j ad ℥j Aq for nose occasionally –

October 22. Had an attack of Bronchitis 6 weeks ago, lasting 10 days preceded by ulcern of fauces; voice went away entirely from the onset

of the attack. Lost flesh and strength lately. Apt to choke in swallowing fluids. Right nostril sore & inflamed. Speaks in a low whisper.

Laryngoscopy showed a swelling of the false cords per Fig, & no view of the true cords at all. Much frothy mucus, & semel ulcus. Pharynx inflamed in some parts & quite sore.

℞ Am Iodidi gr 32 — c. mag
Tinct Cinch Co ℥vj — t. d.
Syr Hemid ℥ß
Aquae ad ℥viij. M

℞ Am Bromid ℥ß
Aluminis ℈j
Zinci Sulp gr x
Glycerinae ℥ß
Aquae ad ℥vj. M
f. m & e.

Applied Sol Iodary to larynx & fauces & nose.



26th Better, but has night perspirations. p 96.
The vocal cords were seen to day per Fig.
Applied shower Zinc bis.

℞ Sol Warf Mur ♏ x 4
Acid HCl dil ℥j
Aqua ℥j — M
min 2. q. n.

℞ Zinci Sulp ℈j
Tr Lav Co ℥j
Aqua ad ℥j M

For the nose with a brush

28th Much soreness in right side of pharynx & back of velum, with an ulcer in front of latter. Applied Sol of Zn there behind, & also to the larynx with good effect. & Iodary Sol to the ulcer. Goes to Bournemouth for the winter.
In Anodyne ℞ Sol Warf Mur ♏ 48
Syr papav ℥ß — M c. min. q. n.

Dec 12 Sore increased outside of the nose, health better, swelling & pain gone. Quoted in Ed 2 eats well & swallows well

100 First 3 weeks did well, after became low, & is
taking cod liver oil & steel, under Dr Falls -
Latest view of the larynx is like this -

Voice the same, no white cords -
Sol Arg Nit Hyd to nose - & Nit Uran to throat.

Ry Hyd Biel gr iv
A H C dil ♏xx
Glycerin ℥vj
Aqua ad ℥vj.

g. m & e -
♏xx Sol Morph g. n
ex ℥j Syr pap

Wrote to Dr Falls about him on 15th & recomd a Sol { Nit Arg ℈j
Per Nit Hyd. ♏xx
Aqua ℥j -

April 5. 64. Turned up quite well, with the larynx
quite or nearly normal, for the right V. Cord was beau
tiful & white, but the left could not be seen, being
covered by the false cord, so that when approxi
mation ensured the false cord was seen to meet in the
middle but above the true of the opposite side. The trachea
was quite distinct & normal. No trace of ulcern. The stump
of the epiglottis was seen. Nose healed up. The false cord
was irregular. Voice still low. He was leaving Eastbourne -

July 28. Has been quite well, sore at foot of nose healed & his ordinary
health considerably improved, since he saw me last. Within
3 mos has been much ulcern at top of same nostril, with
great pain in the brow & thro the head. Dr Guthrie treated him
with fly blisters with short relief, & Sol Nit Arg to nose -
Pain good deal neuralgic, but constant in the brow -
posty results from the nose. & much discharge p it.
His letter was dated 26th U.P. Manse. Nairn -
I prescribed for him

Continued at page 244

Oezena for 3 years, depending upon

Mrs Julia Smith, act 26, came to me 27 May 1863
with a line from my friend Dr W right of Somerset St -
with a Qy = "Is there any mischief of ethmoidal cells" -
Has had a discharge from the nose for 3 years, it does
not run down but she is obliged to blow it out, it com=
menced just before the birth of her first child. Was
in the middlesex Hosp 7 weeks. The smell went off for
12 mos & then returned again on being pregnant. She
spits as much from her mouth as comes from the nose.
No pain till lately & it is across the forehead, over
the frontal sinuses. Nose was sore 2 years but that
has quite gone away - At night has a burning sen
sation in the nose & throbbing of the frontal sinuses.
Had discharge of blood & matter 3 weeks ago.
Rhinoscopy in presence of Mr Lund of Manchester -
but there was too much sensibility.
29th Saw better, redness at extreme top of the
pharyngo nasal vault, but as there is still much
irritability, ordered a gargle of { Brom of Am ʒß
until she would come again { & Alum ʒij
{ Aqua ℥vj - m

June 4 Rhinoscopy much easier, & she feels better from the gargle the discharge is less - Made out tumefaction & redness of the Muc: mem at the top of either nostril, leading to the ethmoidal bone and each supine Turbi nated bones - Probably periostitis of all those parts - Treatment - To use the gargle by injection as well as gargle with ℥ss of Glycerine in it.

℞ Am Bromid gr ij
Tr Card Co m x
Aqua ℥ss ter die -

This congestion involves in a minor degree to the middle & lower turbd bones seen for the nostils in front -

July 1. Nose became much better, the discharge now watery & colourless. In the last few days Med: disagreed, & was omitted - 1st fortnight it affected the hearing & then went off, she could hear the noises in her head; eyesight has got better. She looks very well about the face, & is at full term of pregnancy - The nose is regularly washed out - The smell from it seems bad to her -

Oct 6. Confined on 29 July, & baby now weaned - Head has been bad, nose always full & a quantity of mucus in the throat, but no smell from it - ℞ Pulv Asari Comp gr x
Pulv Rad Iridis ℈iss. M ft pulvis
To be used as a snuff for 10 dys q. n - Quoted in Ed 2

March 18th 1864. Has been quite well from use of snuff but lost her baby & now a little discharge in the mornings - Has feeling of

pulling of both eyes, and I suspect something in frontal sinuses -
Rhinoscopy revealed nothing -

Ky Calomel gr iv
Red precip gr iiss
Sach al 3ss
Snuff 3 or 4 a day

April 12. The sinuses & headaches are better, but the snuff is too strong - reduced the Red precip to gr i - still much matter comes away - Does her much good, more so than the last - 2nd punch stopped headaches -

July 14 Has been quite well, but nose & liver had again, much cough & expect of thick plegm - By Pest Mix with Dij Bromide of amm c. mag. t.

29th Nose better, but has perversion of sense of swell now - cough severe & bronchitic -

104 Subglottic oedema, necessitating tracheotomy, good recovery, with an infantile voice, found to depend upon the remains of the oedema & absorption and cure -

James Creed aet 39 came to me June 2nd 1863 with a note from Mr J W. Nunn. Is a Border -

In august 1862 Mr Nunn performed Tracheotomy and a tube was worn for 3 months. He had been ill 18 months before the operation with laryngeal disease, with great dyspnoea & fears at times of suffocation. Cause not clear. Under Dr C J B Williams for some 9 months - & he has seen him since Mr Nunn operated on him - Previous to the operation he fell down in the street from dyspnoea & was taken to the Middlesex Hospital -

His general health is good in all respects, excepting his voice, which sometimes (when excited or anxious,) goes away & cannot get on = phonation in consequence - The voice is good although not strong, yet it is a little hoarse, tremulous & rough. He can raise it so as to be heard across the street, & could sing loud too -

Laryngoscopy easily done - Epiglottis very pendant - cuneiform very flat, but larynx could be seen by altering position &c - The sketch shows what was seen, the cords were narrow & of a dirty drab colour, below the

insertion of the left posteriorly the remains of a small warty growth could be seen, more or less distinct according to the suddenness & force of the in= spiration - Everything else was pretty normal - ordered for the purul to get up the epiglottis - Prognosis good -

℞ Am Bromid ℥ß
Alumin ℈ij
Glycerin ℥ß
Sq Cam ad ℥vi
gargle t. die -

I have no doubt that this was a case of primary subglottic oedema which increased during months & ultimately closed the glottis, requiring tracheotomy -

June 5th feels better, but hushiness persistent - little growth well seen - cords congested - applied Shower but any - voice tremulous -

℞ Am Iod gr 32
Spt am. ar, Tr Card Co aa ℥ij
Syr ℥ß Aq ad ℥viij. M
C. mag. his die -
Pt gargle -

8th applied Sul Cup Sulp to cords - goes to a place to day at Norwood as Butler -

September 7th Took his Med 5 weeks - Voice is not so tremulous & shaky now, has hallooed & shouted out without any break or inconvenience. No growth now to be seen, but the cords are a little red & epiglottis partly pendant. living 38 Lowndes Sq.
Pt Mix et Gargle - The improvement is decided -

Quoted in Ed 2

108 Dark red patches of the throat & larynx, probably syphilitic -

Mrs Frances Gridley aged 48 - came to me June 4th 1863 from Mr G. L. Cooper - 10 Children - always healthy - 13 weeks ago 1st complained of sore throat, attributed to salivation for a sore finger probably inoculated wt syphilis 2 yrs ago - Dysphagia was terrible & still continues - voice was once lost, but returned again, now it is excellent. The whole neck in front aches towards night, so that she feels as if she wanted to hold & nurse it. General health is good but she feels low because she cannot eat solid food well, especially bread - fluids can swallow easily - In swallowing solid food there is a crackling as if the food would not go down - Feels a constant dryness in the mouth and throat -

She has had the body covered with syphilitic lichen & on looking into the throat there are large dark purple red patches on the velum, inside the lips, side of the tongue &c -

Laryngoscopy showed the same deep red patches in the larynx almost proceeding to ulceration - the

dysphagia was produced by enlarged cervical glands on either side, pressing upon the pharynx & oesophagus - Some little thyrohyoid tenderness, double -

The dark shading indicates the redness, & strange to say voice was strong -

In a letter to Mr Cooper, I suggested small doses of Iodide of potassium and Tinct of Iodine for some weeks - & the use of a gargle of Bromide of ammonium & Glycerine -

Quoted in Ed 2

Mrs Francis, aet ab 35, mother of 6 children - June 5th 1863
I examined about the chest & throat - When speaking much or laughing she suddenly begins to cough - No apparent chest disease. The larynx was normal, & the tracheal rings were seen through the mucous mem of a bright breast yellow colour the same as the epiglottis, which I may call an unusual circumstance - the cords met at a sharp angle which was remarkably apparent thus -

℞ Quin Disulf	℞ am Br ʒß
Ferri Sulf aa gr vj	Al ʒj
Acid Sulf dil ♏xx	Glycer ʒß
Aq Mouth pip ℥viij m.	Aq ad ℥vj.
c. mag H. d.	Gargle m & e.

Pulse 64 -

She is pale, with sometimes a flush in the cheeks -
The right arytenoid cartilage, apex, was prominent & not uniform with the left, & came into contact wh edge of epiglottis -
Decem 21st 1864 She had a sudden mild attack of Diphtheria, which had gone thro her family - a ℞ of Fer Mur, A H Cl dil, Pot Cl &c warm H C gargles & brown poultices at once checked it & next day 22nd she was much better -

1867

Aug 12 Pg of Pet Mix for her Son Adolphus –

Follicular Disease with Extreme Irritability of the Fauces.

The Revd John Brown Paton, Indep. Minister, Sheffield - through Revd J. M. Conder of Leeds consulted me.
Whilst at College he was troubled with wheezing in breathing, an affection which the Physicians said was occasioned by enlargement of the glands of the neck pressing on the pharynx. By the use of Iodine & constant cold water this got better, & the wheezing entirely went away, & although his voice never recovered the clearness & force it had in his youth, it was fit for plentiful work. This winter he had a cough for 2 months; it became worse, and his throat was affected and blood sometimes was mixed with the mucus. The cough soon ceased under treatment & care, but the throat continued very bad. In addition, the stomach was much out of order occasioning violent flatulence which produced dull pain in different parts of the chest, occasioning chilliness in the small of the back with sometimes shivering in the night. Dr Elam of Sheffield said his heart was somewhat affected. In other words the mucous membrane seemed to be quite diseased, yet my strength did not give way

I eat well & walked well." General health is now much recovered, he looks in first rate condition, but the throat is still out of sorts though much improved, stomach & heart are getting better though not quite right yet.

Above particulars from his letter dated St Annes College Vestnor June 4th 1863 –

Laryngoscopy June 10th. Extreme redness & follicular congestion of the mucous mem of fauces, pharynx & larynx, including that of the vocal cords & trachea. Irritty of the fauces – patchy, tessellated condition of wall of the pharynx – Uvula not elongated – All bathed in a shiny watery secretion, which he every noon & then hems slightly to get up – Face flushed & red – flatulence common – Applied sol of Tannin freely to all the parts –

℞ Am Bromid gr xxxij	Am Bromid ʒß
W Cord Co ʒij	Alumin ʒj
Syrup Hemid ℥ß	Syrupi Hemidis ℥ß
Aquae ad ℥viij. m	Aquae ad ℥vj m
C. mag his die	gargle m & e –

To use Bicarb of potass occasionally for the flatulence –

22nd In reply to his letter dated Woodbank, Sheffield – Has been travelling & therefore med. irregular, & about same – answers to queries – 1. To use Cold water gargles, but if much irritn sometimes warm instead – will not interfere with other gargle. 2. Yes, rub neck with a coarse towel as heretofore – 3. Rest

of Voice most essential. 4. Respirator not necessary –
5 The mud will inspirate the heart, but if cand. irrgly continues
I will alter the Rx – 6. I enclose Rx for 2 solutions to
be used by Mr Glass, viz Aug Nit ℈ij ad ℥j & Sol Tannin
q. other day –

Quoted in Ecd 2

118 Phthisis Pulmonalis, 1st Stage, with follicular disease of the throat.

Rachel Bassett, aged 20, a native of Kent, on June 6th 1863 came to me about her throat. Is a pale, good looking girl, in service -

Has had a cough for 1 year, was better, but now it is teasing & hard & seems, she says all in the throat. No cause for it -

Catamenia regular - lost 1 sister with Phthisis - Is very hoarse sometimes & if she talks much or laughs it brings the cough on - Subject to colds - appetite good - returned from Ireland in Septem last & was home in Kent until Feb - Under Dr Druitt June 1862 for reduced throat - Throat is dry at times - Palpitation on going up stairs - No pain in the neck, no dysphagia nor dyspnoea, sleeps well at night, back aches on working or sitting much - Seen many Med men & no relief obtained - Had Iod to chest & neck - Has aching at root of neck. Ha taken Cod liver oil & steel with benefit.

Laryngoscopy - Relaxation of Mucc Mem of Larynx & Fauces genl, with redness of latter & elongation of uvula - Trachea much congested as far as cd be seen - Commencing Follicular disease - In 1st stage of Phthisis - dullness in lef chest supl, hearts beat

heard all over both lungs superly, rough inspirn, and suspicious rales at left apex anteriorly –

℞ Am Bromid ʒß
Tinct Sanguin ʒij
Tinct Nucis Vom ʒiß
Syrupe ℥ß
Aquae ad ℥viij. m

C. mag. bis die –

℞ Am Bromid ʒß
Alumnis ʒij
Glycerin ℥ß
Aquae ad ℥vij. m

Gargle m. &c

Ol Morrhuae ʒi bis die.

Swallowing one of the Bronze halfpennies of Queen Victoria by a Child -

Emily Stubbs aet 6¾ years, a pale child, with red hair was brought to me by her Mother Sept 18th 1863.
She was playing with a bronze halfpenny on Saturday 12th in her mouth when it went backwards and lodged in the pharynx for some 2 or 3 hours, instead of trying to get it out, she tried to swallow it, and it caused her much pain until it reached the stomach, apparently lodging near the Cardiac end of the oesophagus for a short time. She had not passed it up to this time by the bowels, & advised non-interference, although the bowels had not been open for 2 days -

122 Follicular disease of the throat & larynx — the Photographers sore throat — from the odour & vapour of pungent chemicals.

Mr Finlayson, Photographer 62 Piccadilly, on 9th June 1863 came to me recommended by Mr Rugg —
Has had a relaxed throat from a bronchial affection the result of a severe cold on the Princess' Procession some weeks ago (in March). Has been treated by Mr Fuller, Dr Garrett & others without relief & taken a great deal of medicine — Is a plethoric person, health otherwise good —
Laryngoscopy. The larynx, vocal cords & epiglottis, were quite red from congestion & relaxation, with some of the follicles like red dots; the fauces in the same state, very irritable, deeply red & in pharynx streaked from mucous denudation. Uvula much elongated, gelatinous & resting on the tongue. At times his throat has been very dry & his tongue at night as hard as a board — Towards afternoon & evening his voice gets weak, but he has a great amount of exertion & phonation to undergo in his harassing business —

℞ Am Bromid ℥ß
Olium ℥i
Glycerin ℥ß
Aqua ad ℥vj
Gargle m & e

℞ Am Bromid gr xxxij
Tr Card Co ʒij
Syrup Hemid ℥ß
Aquae ad ℥viij m
C. Mag. bis die —

I applied Sol of Tannin to larynx & fauces —
Gave particr directions about his diet; meat once a day only.
14th On the whole is better, but Mr Rugg writes me that he is weak & perspires much at night — he suggested adn of Tr Cinch Co —
I found the fauces less relaxed, but the uvula still so —
Vocal cords becomg a little clearer — He is much exposed to the effects of Cyd Pot in his chemical room, which no doubt weak ens the action of the heart, his pulse was feeble but 76 —
applied Sol Nitary to larynx, Tannin to fauces, & chromic acid to end of uvula — & in Mixture

Pt Gayle — cum Tr Krameriae ℥ij	substituted & added	Iod Am for Br gr xxxij Tr Cinch Co ℥j.

15th Very much better, pulse stronger from the Cinchona — applied Sol Tannin fort to end of uvula his.
22nd Has a feeling as if swallowing rags, occasionally but not constantly during the day — I saw his chemical room to day, & the manner of his exposure to the fumes of Cyanide of Potassium &c frequently — & of Ether &c — In other respects his throat is very much better — Larynx clear & healthier — Pt Mix & gayle & to use another gayle as well.

℞ Iod Bibarat ℥j	
Tinct Myrrhae ℥iss	
Glycerinae ℥j	
Aquae ad ℥vj.	
t. d.	

Advised him to leave town on Saturday every to spend Sunday away, for he does too much work without change of air —
I applied Sol Iod Am in Glycerin to pharynx —

July 7. Last week felt quite well – a little of the rag feeling remains, due to the uvula –

Lar) showed the larynx in a fine healthy condition, the right card quite white, & the left nearly so, the ventricles remarkably distinct & dark brown, a little puffing of muc: mem: below the left vocal card; trachea very distinct & quite healthy, rings remarkably clear, mem over some showing their proper colour – Applied Sol Tannin to uvula alone –

He brought me 10 Photos & 2 Vignettes, (2 coloured).

Came with Mr Rugg, who saw the larynx himself plainly –

9th Owing to the great heat & work in his studio, the velum & uvula had become of a deep crimson, latter long, & as his health was out of order, I prescribed another mixture, & applied Sol Nit Arg & Hyd to velum. Feeling of rags very marked –

℞ Pot Bicarb ℥ij
Pot Chlorate
Nit potassa āā ʒi
Tr Card Co ℥ij
Symp ℥ß
Aqua ad ℥viij.
C. mag. his die –

15th Fauces now of a good pink, uvula still long – Voice husky to day from overwork in the great heat – Pt last mix. & gargle of 9th June –

Sol Nit Uran to fauces & Tannin to larynx –

21st Fauces & larynx in very good condition, latter especially – Velum less pendant & uvula thinner & shorter – Little rough feeling still present. Sol Tannin to uvula & fauces.

℞ Pot Iod ʒi
Tr Cinch Co ℥iv
Syr ℥ß
Aqua ad ℥viij.
C. mag. b.d. m

Pt gargle.

Rec^d 4 cal^d photos of my vignette –

Pil Pad gr iij Lep ij Con ij. 4 pil. 1. p. r. n.

25th Pot gr vj Lept viij Ex Hyos viij – 4 pil. 1. ~~p. r. n.~~ g. noite.

31st Altho better in other respects the uvula is still relaxed, & fauces as well, ordered – Applied Sol Mt ag to larynx from some redness, & Tannin to fauces – Leaves for Scarborough for a fortnight –

Ly Acid H Cl dil ℥ij
Pot Chlorat ℈ij
Glycer ℥ß
Aqua ad ℥vj.
Gargle m & e –

August 1 changed the gargle to other made throat feel raw – { Am Brom, & Pot Brom aa gr xv
Ol ℈i Gly ℥ß Aq ℥vj.

4th Felt a picking of knots in swallowing, I told him not to mind it, but to intermit the Med for 2 or 3 days –

Quoted briefly in Ed 2

1864
April 21. Has been quite well; but for a few days past has been exposed to the strong vapours of Iodine, & Cyanide of Pot^m & dysphagia is pure, with great redness of velum, uvula & fauces; but not the larynx – Sol Mt ag remained it –

1865
January 31 Sudden irritat^n of throat came on to day probly from vapour of Turpentine in flatting his premises – Some little redness & excoriat^n in left side of larynx, corresp^g to a picking pain there. Shown Zn Sulf his – Uvula is now very long & mem loose at end, thus.

Ly Am Bromid gr. 32
Tr Card Co ℥iv
Tr Serpent ℥ij
Syr Hemid ℥ß
Aqua ad ℥viij m
c. mag ter die.

Ly Pot Bromid ℥ß
Almonds ℥i
Glycer ℥ß
Aqua ad ℥vj m
g. m & e

126 Feb 3. Better, but has a little soreness in right wing of Myriad cartilage. Throat looks better & V. C. quite normal. Sol Mt Ary to Larynx. & Lin of Liq am fort ℥i
Pil Hyd aa gr v n Inf Sen Co ℥iij. c. m. Sp Terebt ʒß to neck
Pil Colve Co Lin Saf Co ad ℥j -

Aphonia, severe irritation and burning of the throat constant raking of mucus; associated with a pendant epiglottis.

John Draykard aged 53, a Joiner - on 15 June 1863 came to me recom^d by Dr Greaves of Cromwell Terrace, late of Edgeware or Harrow Road. Is a native of Lincoln -
For 12 months cold after cold settled in the throat, cant get any rest night nor day, so for the 12 months. Not so bad till the last 6 months when he has been getting worse and worse. Last 3 months voice reduced to a whisper, sometimes if weather is fine he is able to utter in a low voice. Health always good before this.
Is constantly hemming & hawking to get up phlegm & irritation of throat; great pain & irritation & burning sensation in upper part of the throat; is constantly trying to expectorate & he feels as if the phlegm came from his head; nose is rather stopped up. No dysphagia & can eat well, but great dyspnoea & expectoration, least excitement upsets him - Mouth very dry at night - Onion gruel at night has caused sleep - No night sweats - P 100 weak. Ulcus deep & numerous at both sides of the tongue, & below it, also on left velum & fauces. They are regular holes in the tongue, & so for months, has

, sight & hearing affected
used alum for these. Laryngoscopy showed Velum quite flat & immovable on a glottis. By uttering a forcible and continuous hoarse expiratory sound it was raised at intervals, & permitted a view of the larynx, on the right side of which was a deep excavated ulcer involving the true & false vocal cord. The cords were a dirty white, & not very regular in outline. Applied Sol Iod Acy to larynx pharynx, & tongue.

℞ am Iodidi ℈ij
Tinct Cinch ℥i
Syrupi ℥ß
Aquam ad ℥viij.
c. mag. bis die

℞ am Bromidi ℈ß
Alumin ℈j
Tinct Kram ℈ij
Glycerinae ℥ß
Aquam ad ℥vj. m
gagle saepe.

20th Is much better, but weak about the chest as if difficult to breathe. Hemming & hawking & expectn is greatly diminished. Throat feels easier & better & the epiglottis is a little raised.
added Tr Nucis Vom ℈ij to mix & dimind Tr Cinch to ℈iv. ordered glass claret bis die.
Showed him to Dr Dickson of Kingston. Prof of Surgy there.
24th Greatly improved in every way, breathes easier & quieter. epiglottis more erect, ulcern of larynx nearly healed. tongue still sore. Iod Sil to larynx & tongue. Iod am ℈iß.
29th Had a sharp attack of Rheumn since last visit, which prostrated him, but his throat was not worse. Larynx looks better, wh sun

light, epiglottis still more erect, ulcers healed up. Voice is now stronger & pretty loud.

℞ Pot Iod ℈iv Syr ℥ß
Pot Bicarb ℈ij Aqua ℥viij m
Tr Cinch Co ℈iv C. mag. bis die.

I learnt to day that he had been a patient at the Throat Dispensary under McKenzie for 3 mos without any benefit whatever, & had been seal there by Dr Graves, a fellow pupil of McKenzie, who finding him no better recommended him to come to me.

July 5 Rheumatism, Constipn, flatulence, & cough. Tongue & throat much better & latter easy.

℞ Tr Camp Co ℈iv Int pot ℈ij
Tr Sanguin Aal pot tail gr i
Oxet Scillae aa ℈ij Aqua ℥viij. m

P Rhei ℈i Hyd Cl grv. n.
Pil Rh Co grv bis die. Pt gargle &c. C. mag. t. d.

8th Other symptoms better, but has phthisis of posterior part of right & probably of left lung, which keeps up much irritation.
Pt mix Pect. wh aal tart grß. Ol Morrhuae ℈i bis die
Pt gargle. & other mix semel die. He has lost much flesh.
Larynx much better, epiglottis more elevated.
Shower of Sulf Zn, to heal up rest of ulcer.

13th In Pect mix. omit Tr Sang. & make Tr Camp Co ℈iij.
Is stronger but throat & tongue feel burning & sore from constitutional causes. Cough is certainly better, & so is the larynx. admit run to the country.

Aug 12 Is very much better from his trip, but the cough is troublesome, some times day & night, & much expectn in mornings. Speaks in a sore constrained, low ½ whispering voice, some dysphagia also.

130 Pulse 96, weak -
not any to tongue as before -
Glycerine ℥i his die ex lactis -
Pt Mist Pect wh W Camp Co ℥iv -
Epiglottis altho better, still low down, but healthy looking -

Acidi HCl dil ℥i.
Pot Chlor ℥i
Glycerine ℥ß
Aqua ad vj
g. m & e -

Quoted in Ed 2

Urgent Dyspnoea at night, dysphonia, associated with Chronic Bronchitis, & Chronic Tracheitis, with subglottic congestion -

Mrs Harton, aged about 35, brought home 16 June 1863
by Mr C.H. Bencombe of 4 York Place, Bow Road, E.
Long subject to bronchial catarrh but her present complaint is independent of that, supposed at one time to be spasmodic asthma, but Mr B says it is not so.
She wakes up at night with cough & urgent dyspnoea & feeling of constriction about the larynx, with severe smarting & dryness of the throat; after a while expectoration follows & she gets relief. She generally feels soreness at the top of the chest, in other words in the hollow at the root of the neck in front, corresponding to the lower part of the trachea. Voice sometimes affected but never lost, dysphonia sometimes very great. Never hoarse - Is weak & susceptible to the slightest cold; health not generally good. This every for some years, but the throat symptoms are more distressing than they used to be - Acts as my nervous she bears the nurse very well - 2 children, 1 living -
Laryngoscopy. Larynx healthy as well as cords - Congestion of subglottic slightly, but greatly in the trachea

as far as could be seen. Muc Mem of fauces excoriated in patches with filmy secretion – Tongue sore & fissured.

℞ Am Iodidi gr xxxij
Tinct Sanguin
Tinct Nucis Vom aa ℥ij
Syrupi Simp ℥ß
Aquae ad ℥viij. c. mag. bis die.

℞ Am Bromid ʒß
Aluminis gr x
Glycerinae ℥ß
Aquae ad ℥vj
gargle m & c

Applied shower hot acq to larynx & trachea, which caused cough & expectn of frothy mucus – Tannin to fauces – & advised Mr B to use Sol hot acq to fauces q. 3. days –

Referred to in Ed 2

Case of Laryngismus Stridulus and Hysteria.

Sarah Weyman aged 32, single, June 16th 1863 I examd at the "Home for Incurables" 67 Mortimer St, for Dr Meadows - "Suffers from very strange periodical attacks of aphonia and great dyspnoea." This has been off & on for 6 years - Catamenia regular. Is sometimes nearly suffocated - She is an hysterical girl the matron told me

Laryngoscopy showed larynx & vocal cords normal, but ~~much~~ redness of the trachea. No other disease - The case is clearly one of Laryngismus stridulus - Throat was normal - I suggested a trial of Broom of Ann begining at 2 gs t.d. c̄ some antispasc - occasional blister to neck -

136 Sore throat following slight Diphtheria, complete pendancy of the epiglottis backwards –

Dr Shirley, act about , fr Suffolk came 17 June 1863 –
Liable to debility & depression since his return from India, with a slow weak pulse, for which he has to live well & take his glass of part every day –
Last year he was attending several cases of Diphtheria, and had a touch of it himself – He got well, but has had sore throat more or less since, his voice is good – has cough in the mornings with secretion of mucus, dysphagia & general relaxn of the mucous membrane & follicles – Has purchased a practice in his native County – Has applied Sol Nit arg ℈iij ad ℥j several times –
Laryngoscopy showed the epiglottis pendent & curved towards the right side, it was doubled up laterally per sketch –
Could not see the interior of the larynx –
applied Sol Tannin to fauces & recd use of Nit arg & Tannin –

℞ Am Ind gr xxxij
Fond nucis vom ʒij
Tr Cinchonae ʒvj
Syr Hemid ℥ß
c Aqua ad ℥viij.

℞ Am Bromidi ʒß
Aluminis ℈ij
Glycerin ℥ß
Aqua ad ℥vj. M
gargle m & c –

C. mag. his die

Quoted in Ed 2

Follicular disease necessitating residence for 2 winters at Madeira and Mentone; most extreme irritability of the throat; perfect cure.

Mr Geldard æt 45 came to me June 20th 1863. lives at Cappleside, Settle, Yorkshire, and for the last 2 ~~years~~ winters has stayed at Madeira and Mentone. Two years ago he took cold after rheumatic fever and his throat became bad, what affects him chiefly is a desire to hem & clear the throat by expect., & then he is quiet. He has had influenza & ordinary attacks of Cynanche from time to time, but no serious disease of throat. & the last 2 winters he spent from home for fear the disease might settle in his lungs. Dr Crain & Dr Wms say his lungs are sound. Married wt 7 child. A damp close day brings on inclination to cough, clear weather does not. Always mild at the sea board, as a Coast of Yorkshire or Isle of Man or board of ship. Disease only lasts a few days at a time. Feels an uneasiness at the junction of the Hyoid with the Thyroid Cartilage. General health is good. Sleeps well at night wt no uneasiness. Slight impairment of action of the Heart from 3 attacks of Rheumatic fever, Dr Wms & Crain told him. Appetite wd large but good, digestion pretty good.

Drinks Claret for dinner – Has an extensive hemid & iron grey throat not dry at night; no dyspnoea nor dysphagia – Laryngoscopy showed most tremendous irritability of fauces, with extreme congestion, relaxation & secretion of all the parts, like Pearson & Corder – The examination therefore was not minute – Velum prominent & resting against tongue, uvula very long & gelatinous – Applied Sol Tannin to larynx & pharynx, in the former it slipped down with ease –

℞ Am Iodidi gr xxxij
Fmel Cinch Co ℥iv
Tr Nucis Vom ℥ij
Sp Hemid ℥ß
Aquae ad ℥viij. m

C. mag his die

Am Bromidi ℥ß
Alumin ℥j
Fmel Kramer ℥ij
Glycerin ℥ß
Aquae ad ℥vj. m

Gargle t. d.

21st Already much better in every respect. Irritly less, & I cd examine the larynx which was much congested, but no uldn – The throat was better in colour & less relaxed –

Applied Sol Tannin to larynx & pharynx –

Octob 8. – All the old hemming & general irritation has gone, & he is comparatively well, but anxious to become perfectly so – Mucc Mem of fauces quite healthy but still irritab to the mirror. Larynx & epiglottis better, but still some hyperaemia – Voice strong & unimpaired & much improved – reads for 2 hours to his children sometimes – Sol Iod Arg to larynx & tannin

Uvula now normal in length –

to fauces – Had good view of larynx twice –

℞ Pot Bicarb ʒi
Am Iodidi ℈j
Tinct Card Co ʒij
Syrup Hemid ℥ß
Aquae ad ℥viij. M

℞ Acid HCl dil ʒi
Pot Chlorat ℈j
Glycerin ʒvj
Aquae ad ℥vj. M
gargle m & e.

c. mag bis die –

9th Had his hair cut yesterday & has a slight head cold in consequence – Applied Sol of Tan to fauces & larynx – & use the old gargle occasly – The present gargle altho not unpleasant was a little sharp & saline –

10th Irritability much less, & colour of Muc Mem generally good – Cold also better – Sol Tan to larynx & fauces

& ℞ Nit Uran ʒi
Glycerin ʒiij
Aquae ad ℥iij. M

To be used as a gargle with the old one –

11th Applied Iod arg to larynx & Tan to fauces

12th Repeated this, & to day he was more himself the cold nearly quite gone – Muc Mem getting healthy.

13th No Irritability to day – Applied Iod arg to fauces & larynx –

14th Nor to day, vocal cords seen beautifully clear & of a healthy greyish white colour – trachea normal –

℞ Am Bromid gr xxxij
Tinct Cinch Co ʒvj
Syr Hemidis ℥ß
Aquae ad ℥viij. M

℞ Gargle same as on page 140 – but the Alum ℈ij m & e –

c. mag bis die –

over

Applied Sol Iod acy to larynx & fauces, and he left to day for home quite cured - To use the med & gargle for about a fortnight -

1864
Novem 17. Has been very well indeed - Quoted in Ed 2
2 mos on the continent - always has a dry nacking cough until some secretion comes - for 4 years so - any sudden fright or excitement brings it on. Appetite very bad - Not so much irr^y of throat, but the parts are a little congested, relaxed & uvula rather long - Shown Iod acy & do to fauces -

℞ acid sulp aurt
Tr Gent Co aa ℥ij
Tr Mus Ton ℥j
Sp Hevid ℥ß
Aqua ad ℥viij m

C. mag
bis.

℞ Uran Nit ℈ij
Ac Nitdil ℥j
Glyc ℥ij
Aq ad ℥vj.
3 or 4 d. g.

by Tinct Eucalypti -

18th already better - Local applications repeated as before -
19th Pupil view of healthy white V.C. repeated local applic^s as before -
20th Everything normal. repeated local applic^s -

1866
June 7 Has been in good health, but still has that suffocating cough - at Nice all the winter quite well, but the E winds on his return home made his throat a little bad again. Never loses his Voice now - always finds the gargle sufficient for stopping a sore throat or incipient hoarseness -
Lea^y - Epigl more elevated & less flat - much less irr^y Uvula very long & terminating in membranous end quite gelatin - Spray of Zn wh Weiss ball. but the colour was good -
Pt gargle of Uran wh out the acid -
Sept 17 Removed the long loose piece of Memb from the end of the uvula in presence of his sister, the great cause of his complaint.
19th Sore 1st day, end sore, Sol Nit acy & to be repeated m & e wh ℥ij Sol.
Not sick these 2 mor^s since ye oper^n lived on Bread & milk -
21st Is better, Solid Nit acy applied to it - & pt the Sol as before - & to use the gargle - Goes home now with his sister 10 Am -

℞ Zinci Sulp
Alum aa ℈j
Glyc ℥iij Aq ad ℥vj m
g - m & e -

Continued at 178

Varying Aphonia, with severe hacking irritative Cough

Lydia Bailey, act 58, Midwife, on June 23rd 1863 came to me from Dr H. G. Wright.
Was at St Marys Hospital 6 months ago for liver disease & got better, but has had cough 2 months which is most harassing, for it is constant & hacking as if she wanted to get up phlegm but could not. Suffers much from bleeding piles. Wakes at 2 am & cant sleep after; has enuresis. Caught cold in her avocation. Puffed up with wind, beer & gin disagree, bad digestion. Always strong before last 12 months. About 3 weeks ago lost her voice, then it returned; every afternoon has hoarseness followed by Aphonia; sore throat as well very bad especially at night, cant swallow with it; great perspirations followed by cold shivers. The hacking, loud, dry cough is almost constant. Her Med: causes expedn of frothy mucus. Laryngoscopy. Epiglottis a little pendant,

terribly care worn, & streaked with vessels, projecting towards right side. Action of cords irregular, the right acts well, but not the left, it is sluggish & partly paralysed, it is rough and

serrated on its freeborder & does not produce complete parallel ism; its column is altered. Throat is much irritated, follicles enlarged, & membrane relaxed.

advised D W to use gargle Br am ℥j, Alum, Glycer & HO & prep^n of Iod interly combined wh Cinchon. &c —
& to drink old Irish Whiskey —

Hypertrophy of both tonsils in a boy of 16 -

Master Ruff, aged 16, brought me 27 June 1863 by his father for enlarged tonsils, of 2 or 3 months duration. They almost met & were very inconvenient. Pale delicate looking but healthy boy.

C. med
t. d.

Ry Am Iod ʒß
Tinct Iod ♏xx
Tr Card Co ʒij
Syrup ℥ß
Aqua ad ℥vj.

applied Sol Tannin, &
directed it to be done daily by father -

April 1st 1864. The tonsils are now much smaller, with a good space between - General health pretty good -

Ry alum ʒiv
acid sulf dil ʒß
Glycerin ℥ß
Aqua ad ℥vj - M

8. 2 or 3. daily -

Necrosis and Expulsion of the right horn of the hyoid bone.

Mrs Adelaide Edwards, act 33, came to me June 29. 1863
no family. Ill 18 months. Passage between nose & throat appeared to be stopt up, & a feeling of creeping about the roof of the mouth. That subsided, & was followed by tickling in the throat & great debility. Headaches frequent. All originated from a cold with deafness. No dysphagia nor dyspnoea, but feeling of oppression about the chest. At first had difficulty in swallowing fluids; always better when eating. Can breathe freely thro nose. Is nervous but has been taking steel from Mr Cutler. Had disease of left ramus of lower jaw when a little girl, but has been well since 16. Much deformity of left side of face, & below the chin & on neck. The right horn of the hyoid has probably exfoliated, it cannot be felt. Voice perfect.
Laryngoscopy. Larynx normal. Large ulcer of the pharynx ⟨sketch⟩. Roof of the mouth deep & narrow. Strumous habit. Epiglottis not easily seen. — ℞ Am Bromid ℈ij
℞ Cinch Co ʒ iv
Syrup ℥ß
Aqua ad ℥viij
C. mag. his die m

℞ Alumin ℈ij
Glycerin ℥ß
Aqua ad ℥viij. m
Gargle m &c.

July 4. Better, no irritn nor caught - Pt omnia -
Pil Rhei Co gr v. his die - Used to have a suffocating feel & afraid to be strangled - Now all gone - [Presented Pil Podo & Lept]
11th Tongue quite yellow, with a rubbing sensation at the left side of it & the throat - Could see epiglottis turned slightly to ~~right~~ left side & small, but not the larynx - made the Bromide Div - Applied Sol. Iod Aeq. to fauces -
18th Tongue much cleaner, & epiglottis seen - much more distinct but not inside of larynx & became elevated, - Feels much better in health, & night persons stopped, dreadful headache at top of head is good - Pt omnia. Applied Sol Iod Aeq to fauces.
25th ℞ Pod gr iv Lept gr vj
Ex Hys gr viij. M.
6 pills. 1 q. 2. n -
℞ Pot Bicarb Div
Pot Bromidi Dij
Tinct Cinch Co
Syr Simp aa Ep
Aqua ad Ep viij. M
Has a nasty sensation at back of [C. mag his die.
the tongue, & a feeling there which makes her retch at times. Is going to Brighton for 2 weeks, to bathe &c -
Aug 15 Throat feels quite well, but tongue is lumpy to her at left side - Had good view of Epiglottis, which is small & thin, & there is an irregularity of parts at left side from former loss of jaw, &c. Could not see the cords. Journey of great service, bathed q. 3rd morning omit mix - pt gargle only -

no headaches now

Sept 5 Health good, but tongue feels rough & raw posteriorly -
℞ am Iod ℈j Aq ad ℥viij M
Tr Card Co ℥ij
Syr Heme ℥ß - C. mag. bis die -

26th She is well, tongue clean, but taste little better in mornings -
In Mix Iod changed to Br am gr x vj & Aq Menthae - bis die

Nov 7 Good view of thrust. omitted med for 2 weeks -
to resume it again for tongue fell thick -

28th Lumps on back of tongue, touched wh solid Nitrate -
She gave me several curiosities pd Mix

Dec 4 Pt Sol Nitrate to tongue. ℞ Tr pyrethri ℥ij
Glycerin ℥j
Aqua ad ℥iv -

12th Gave me a ps of silk mark -
To be used as a wash to promote secretion -

Fracture of the pomum Adami when a bay, irregular (and) union & sharp prominence in the neck -

John Collins aged 19, in 3rd stage of phthisis, presented himself June 10. 1863, the pomum was as prominent and sharp as if a spiculum of bone, the 2 sides were irregular, & somewhat narrow, & the larynx had become equally so - This was shown on Laryngoscopy for the lateral walls of the larynx & cords seemed approximated & elongated - The voice was sharp & shrill yet feeble from the phthisical disease - Of course no treatment could be of avail here, but the lad had sustained some injury when very young, of which he could give no account - This patient was shown to several of the pupils - He was admitted with phthisis under Dr Basham, per me - examined him again Aug 14th -

8 years old, fol'd by swelling & an abscess the size of an orange, wh burst - he got better -

Had haemoptysis later -

Flattening of the epiglottis and old laryngeal disease, the result of syphilis -

Joseph McDonald aged 27 - 4 Green Coat Room, Paint of St Johns came under me June 1st 1863, lately under Dr Latham - He was fearfully scarred about the face from the ravages of syphilis, which had involved his throat also, for the uvula was gone - He

spoke in a nasal twang: He had been ill 5 years off & on with sore throat and pains about the body, and had been 4 years attending this hospital under Mr Holt Mr Hillman & Dr Fincham -

Laryngoscopy showed the epiglottis to be quite flat, and pendant backwards so on the glottis that the interior of the larynx could not be seen - Yet he was not a great sufferer at this moment - Rhinoscopy showed ulcer at the back of the pharynx extending up to the roof of the Pharyngo nasal vault - The eyes of this patient were remarkably clear & brilliant & irides bluish -

Quoted in Ed 2

Aphonia on & off for 2 years, atheromatous conversion of both cards, with loss of substance posteriorly –

ad. June 16th.

An elderly woman, Mary Ann Marks, aetat 47 I examined for Dr Fincham on the 20 June 1863 with the laryngoscope – The cards were seen to be short & narrow, of a bread yellow colour, streaked with brown, their (posteriorly) free margins) being ulcerated away, so that on endeavouring to utter a sound which could not be effected, approximation was irregular & incomplete like the sketch, and the pair passed through without resistance – The

Prognosis therefore is bad – I suggested use of Iodpot & Tr Iod internally, & use of Sol Nit Ag locally – She was from Devonshire & sent in by Dr Hamilton Rose – Her whisper was almost inaudible

1 July Examined her again by sun light – & again subsequently & showed the H. Phon to apply Nit Ag Sol –

17th Lar'y by sunlight – great improvement, cards whiter & more approximated – whisper louder – space smaller behind –

28th About same, but has terrible spasmodic attacks at night – Dr Fedeli sawber

Aug 15 Tracht'y performed a few days ago, by Heath, wh best results, I saw her to day – No suffoc attacks since, but had bronchitis –

Oct 10 Has spoken quite well several times with the tube in – Examd her to day & saw the silver tube quite plain, & showed it to a number of the

See page 159

Destruction of the Epiglottis, and arytæno-epiglottidean folds with disease of the Vocal cords and trachea; also adhesion of the Velum & Uvula to the pharynx; and destruction of part of the nose; all from Syphilis.

This was an in-patient under Mr Hall's care who had been treated for Syphilitic laryngitis &c- and was examined by me on July 1st 1863, in the presence of Mr Heath & Mr Gandy the House Physician. The ravages of the disease were extensive. The epiglottis was gone, and the greater part of the arytæno-epiglottic folds, the latter forming irregular tubercles as seen in sketch a. The Vocal-cords were degenerated, thickened, irregular at margins, but not destroyed; they acted & left a narrow glottis. Below the mucous membrane of the trachea was ulcerated, thickened, red and swollen, giving rise to the croupy occasional cough - Arytænoid cartilages were sound. The velum & uvula were almost wholly adherent to the pharynx, a small passage only existing at the extreme point of the uvula, as per sketch b.

There was much sensibility in the fauces, nasal voice & dyspnœa, from this - Ordered taking Hyd Cl & Iod Pot. I prescribed a gargle of Br Am alum Glyc & Water -

154 20 Oct He was lately readmitted, & was under treat of Jad pot & Bram gayles, when he got drunk & went out of his own accord 2 or 3 days ago - Quoted in Ed 2

Specific ulceration of the larynx, with aphonia in a young married woman; paralysis of left cord

On 4th July 1863, I examined a female patient for Dr Radcliffe, who was labouring under secondary symptoms, & aphonia - The tongue was covered with denuded red patches, here & there. I exam^d her in the House Physicians room & in his presence - The aphonia was said to be of 2 months duration. Laryngoscopy showed the right cord narrow & white, the left not distinct from redness & ulcer^n of it, the false cord & arytenoepiglottic fold to the boundary of the larynx, the ulcer possessed a distinct red margin, & was apparently indolent in character. The aphonia was explained -

7th July Dr Radcliffe told me had exam^d her & found what I represented. & he mentioned a case of acute laryngitis he had exam^d also, but too far advanced to escape tracheotomy.

Quoted in Ed 2

Acute Laryngitis, with supra-glottic oedema; spasms; tracheotomy

Janus Mowbray ad 39.

This was a patient of Dr Radcliffe's in whom he saw the acute redness & oedema wh the mirror. As attacks of dyspnoea were frequent & dangerous, tracheotomy was performed.

I examd him 28 July 1863 with Dr Fedeli of Rome –

1

2

The inflamn & swelling had so much subsided as to permit the cords to be seen of a dirty grey & irregular border. The false cords were still swelled – As the tube was corked, I made him deeply inspire & the glottis opened like in 2. The tube therefore could be removed with safety. There was a touch of syphilis here, he had been ill 6 months, before the operation. 31st Examd again wh sunlight, in presence of Mr Hallhouse, Dr Fedeli, McGandy &c – The tube was taken out; a little loose body was attached to the right cord thus , but not in every view – 15 Aug Sub glottic contraction going on, as seen today wh Mirror – so dyspnoea – wound in neck cicatrised.

20 Oct Necrosis of cartilages going on, glottis now nearly closed – Prognosis bad for recovery of good voice –

13 Nov Necrosis stopped, and marked improvement in general health. Can now speak with his finger on the tube. The glottis has much improved and is opening wider, but the cords are pink – Quoted in Ed 2 –

22 Dec I examd him & saw the silver cannula, with Mr Teich & others – see page 159

Aphonia of 3 days, from Inflamm^n of the Mem. Cong the Vocal cords – Paralysis

The patient was a female, who came on 28th July 1863, with aphonia & hoarseness of 3 days, attributed to a cold – Laryngoscopy showed inflamm^n & redness of the m. m. cong the cords, with almost complete paralysis. Sol Nitrary applied wh a brush, with the aid of the mirror in presence of Dr Fedeli of Rome. And a Rj

Remarkable Case of Gout affecting hands & fingers, and the Auricle of both sides –

July 31st 1863 – Was admitted as an in patient, I examined him wh the Laryngoscope & found the epiglottis quite pendant – Voice always has been good, but I wanted to see if there were any deposits in the larynx.

Jane Howe and 37 sent to me by Dr Wright Sept 26. 1863
Had sore throat for 2 years, syphilitic - much ulcerated but
now healed - Brings up much thick expectn. Mouth parched
& dry at night & on waking - not so in day - no dysphagia.
Has had pains about the neck but not now Head bad
& chest also as if a sort of weight - Has had periosteal
pains all over - Has a constant sort of hem as if at
back of throat. Had been examd at St Geyes Hosp
with the laryngoscope - Wright called it an obstinate
throat case, with syphilitic taint, & recomd me as an O. P.
at Westminster

t. d = gr v

On the 29th at Hosp Mist. Pot Iod ℥ß - & Gayle Br of am -
Nov 6 Feels terribly low spirited about herself, & says she feels
no better. am Brom gr iij W Cinct Co ♏xx.
Spt am aml ♏xv Ag Menth ℥ß - t. d.

Apponia case from page 152.

pupils & visitors. See sketch. The right vocal card was visible quite distinct but not the left so well. Sun light used.

13th Showed the case to Dr Davison of Paris & others. & it was so beautifully distinct & shiny that we could see the small opening on upper surface of tube, thus

20th Showed the tube in the larynx to Dr Fincham, Holthouse, Heath & others. As she could wear no dble tube for the irritn of the larynx, & as all the parts were clear above, I advised the removal of the tube & to let the wound close up, & if there was any return of the spasms, to perform tracheotomy this time, which was acceded to.

30th The cards & larynx have resumed their old appearance & there is a tendency to the return of spasm. They are whiter than they were at first. The opening has not quite closed up.

Dec 1. Tracheotomy beautifully performed by Mr Holthouse with a double hook for the increase in the spasms. The operation was completed from first to last within one minute, including the incision through the skin & introducn of the tube. Indeed he performs these operations with a rapidity & dexterity I have rarely seen equalled & never surpassed.

8th Doing very well. 23rd Saw tube in mirror. Quoted in Ed 2

12 Jan 1764. No more spasms & is quite well, she spoke in an audible tone & putting her finger to the tube. She is stouter.

9 Feb. New tubes now fixed & she spoke quite loude to me

and is cured of her dyspnoea, but must wear the tubes permanently. Oct 11. 1864. Is quite well & has been so, & is anxious to get rid of the tube. can speak wh finger on it. Tues a few days later, showed all normal & tube was removed. & she speaks loud & well at times. e.g. 25th. The intermission posterly has not present fair voice.

Aphonia for 3 months from ulceration of left cord
A woman aged 37, presented herself Dec 8. 1863 with Aphonia of 3 months; she had chronic bronchitis, was intemperate, and said she was going to walk that day all the way to Hastings. On examination the posterior 1/3rd of left vocal cord was found destroyed, by ulceration, which extended down the trachea & subglottis. The other cord was white & normal; & so was the remainder of the affected one. The case was shown and explained to the pupils present.

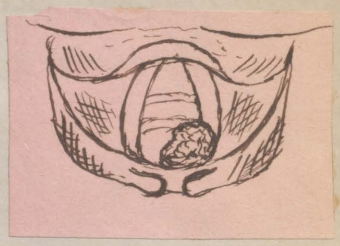

Continued from page 155

He was attacked with pneumonia, and brought into the Hospital moribund on April 4th 1864 and died April 5th. Both lungs affected wh pneumonia at p. m. and a piece of ring of cricoid laying loose in the larynx, with evidences of old disease of the larynx. Exhibited before Path Soc May 3rd. Spleen diffluent.

160 Chronic Laryngitis, syphilitic, with loss of right Turbinated Bones, and Vomer.

Eliza Flicker act 36 - admitted Novem 1863 at Westminster Hosp - for chronic syph^c laryngitis -
10 years off & on with sore throat, but 6 yrs ago lost nasal bones & a great hole exists at top of the nose per sketch - Has now chron: laryngitis, cords quite red, thick^d & inflamed & thickening of the epiglottis - Yet she is able to speak was - has a hoarse laryngeal cough - Gnal hole in ant: part of hard palate size of a 6 - Lower part of nose is perfect - The right turbinated bones, & the vomer are gone, and in swallowing the velum is seen to rise in the nose - Left turbinated bones, & floor of nose per sketch above - exam^d at my house Dec 14th - back & front -

I sent her over to Dr Sieveking with a note, & gave her 9/-
25 Jan 1864 another view - a portion of the right sup^r turb^d bone is left - fleshy swelling at right side is of memb only corresp^g to the inf: turb: bone - a small bridle of membrane runs fr top to bottom behind, where the septum was
Had a view also from behind the velum -

March 18th Voice smooth, soft & melodious - no hoarseness nor roughness
Novem 22 Lives at 21 Wood St, Milbank St.

Continued Vol 7. p 215

Construction of the entire trachea and large bronchi with thickening of their walls, associated with fetid growths in the larynx; tracheotomy, inability to get in a tube; fatal result

---

Charles Robert Montague aged 20 applied Dec 18 & 1883 with a letter fr Dr Thorowgood, under whom he had been at the Victoria Park Hospital. He said the case seemed rather an uncommon one except the laryngeal symptoms. Has had inspiratory stridulous breathing 12 months, (but was quite well before that) with cough and great difficulty in expectorating phlegm. Has lost his voice several times for weeks together, from colds &c. No dysphagia but great dyspnoea at night. The laryngascope showed a swelling on the right side, fm sketch

22nd Was admitted as an in patient to day & I could see projections at the back of the larynx like warty growths, possibly syphilitic, as the nostrils were also ill.

29th Made another examination in the presence of Dr Gandy, the House Physician & others who saw the swellings -

January 1st 1864. He was suddenly seized with dyspnoea in the night and Dr Walthouse performed tracheotomy at 4 Am, but no tube could be got in. When I saw him at my visit, 8½, I used the scissors from above & must have detached a portion of the growth, but the lungs were so solidified that the dyspnoea was now pneumonic. We passed & myself tried tubes in the trachea but they cd not be retained, from constriction & irritation, nor could they be got in from the same cause -

He died at ¼ past 9 pm chiefly from asphyxia -

P. M. on 2nd 17 hours after death -

The lungs were engorged with blood, with a few scattered tubercles here & there in the first stage. The liver had one or two small white nodules on the surface. The genital organs appeared natural, as well as the other viscera. The tongue, larynx and trachea were removed and carefully dissected afterwards by myself -

The epiglottis from its root half way upwards on either side was occupied by a number of flattish fibrinous bodies, which partook of the character of

months, 2 or 3 the size of small peas
were found in the right side of the
larynx involving the false vocal
cord, & unseen during life —
The ventricles were unobliterated, and the larynx
was unobstructed below the vocal cords; the
mucous folds everywhere, but especially the arytæno
epiglottic were very loose —
The trachea was greatly thickened, and its
tubal
diameter much contracted. The anterior
walls about its middle were ½ an inch
thick, thinning upwards, but less so
downwards. This thickening involved the
right bronchus & slightly the left.
About ½ an inch from commencement the
contraction began, & below the wound
its diameter was ⅓ of an inch & this con-
tinued nearly all the way to the bifurcation,
where even the walls were 2 lines thick.
The diameter of the left ~~lung~~ bronchus, at its
commencement was about 2 lines, & its
lining was intensely inflamed with small
ulcerated patches the size of peas —



The rings of the trachea could not be distinguished from within, but the whole interior was irregular and gagged from fibrinous deposit –

Complete Pendency of the epiglottis; congenital probably with characteristic symptoms.

Thomas Barley aud 30, hairdresser, admitted 5th February 1864. Hoarse with a thick voice when a youth. Feels as if a nut was constantly in the throat, at times producing much irritat^n, cough, & sore throat. This depended upon the epiglottis which lay as flat as if pinned down. It was immovable.

These symptoms had especly existed for 5 years, health otherwise good – Treat^t heretofore nil. My ordinary astrin & soothing gargles did a little good, but on 18 March I put him on Am Bromid ℥j Glycer ℥ß Alumen ℥iv Decoc Quinci ad viij

Splendid view wh sun light today, chey mai. } 8. 3 or 4 daily –

April 1st There is a decided improvement –

Acquired deaf dumbness, with epilepsy.

Wm Henry Hoare and 5 admitted March 4th 1864
Had fits at 6 mos - used to speak well up to 2½
years of age when he lost his voice - Now more
like a case of deaf dumbness - fits 1 a month.
I heard a Croupy cough Am Bromid ℥ij vj thm viij
Spt Am aromat ℥ij iij
Ung Hyd Binioid to neck Ag Menth ℥ij. t.d.
18th better - Mother thought he was going to speak last
2 or 3 days - May 6. Fits have ceased, runs about -

Injury to Hyoid bone almost amounting to fracture

Mary Barry, aged about 26 - ad 18 March 1864
2 weeks ago her husband grasped her by the throat
& left horn of hyoid, not broken but greatly sprained
bruised & swollen - Now feels a stoppage of the head -
Characters were now periosteal -

Hoarseness for 3 months following Laryngitis
Robert Hargood aged 36 - admitted 18 March 1864
Chronic inflamn of larynx wh some swelling of false cords - Shower nitrate - Mist Pot Iod
Gargarism alums - " Pect aa ℥ij t.

Chronic laryngitis & Hoarseness & aphonia 3 weeks.
Patrick Fegan aged 32 ad Feb 9th 1864
Mist Iod pot Garg Int uran ℥iss
" Pect aa ℥ij t. acid nit dil
Glycer aa ℥ij
Ag ad ℥vj.
16th March Mist Pect.
18th cured of all above, but now has gastric disturbance -

Syphilitic laryngitis with ulceration of both false cords
John Wilson aet 38 - ad March 29th 1864 -
Labourer. Had been an in patient under Mr Holthouse with chancres - & then discharged. Salivd freely - Now had a large sore at left side of tongue, & one on inner side of lower lip. Sore throat with true dysphonia

for 7 weeks, running into aphonia - Laryngoscopy on 9 April when distinct ulcers, were seen on both false cords, with raised edges like chancres - Sol Int Arg -

Mist Pot Iod ℥ij, Hyd Bicl gr 1/20 ter -
12th Int Arg to sores on tongue & silver showers -

Rheumatic Dysphagia -

Jane Edwards aged 30 - Menstruated only twice in 5 years - was an inpatient 1 month with Rheumatism lately - Has had dysphagia 2 weeks, cannot get the food down unless she drinks with it, for it comes back - Has rheumatic pains in the legs & thighs - fauces & larynx healthy Came April 12. 64.
Mist Pot Iod ℥j t. d. Pulv Dow n -

168

Acute Chorditis vocalis.

Bridget Reed, aged 28 - ad April 12. 1864 -
with Aphonia - was out selling Radishes on 5th
got wet and next day lost her voice, & has had
Aphonia ever since - Bad cough as well & headache.
Acute Chorditis is present - Shower Nitarg -
Mist Pect -

Worms from the nose & frontal sinuses -

Maria Blackburn aged 11, was admitted 15 April 1864. For some 3 months she has complained of pains in her head, frontal sinuses and chest. On the 12th the nose swelled and a discharge came from the nostrils; on the 13th the face generally was swollen & red, like erysipelas which was reduced by applying flour. To day 3 or 4 worms came from the nose, about 1 inch long, & as fine as threads; they curled up immediately. This morning 1 passed from the right nostril which was bent to me. Has much itching & tingling ~~from~~ about the nose & now there is ulcer^n & scabbing of the sides of the alae - has a cough as well.

19th admitted to day in patient - passed none since but very delicate nose to be syringed out with warm HO - ℞ Fer ny × Ag Menth Ess. t.

May 3. General health much improved, has passed no more worms, but the headache over frontal sinuses is constant.

7th left the hospital to be out patient -

Follicular Disease following Bronchitis, speedy Cure -

The Dean of Gloucester consulted me June 30th 1863 for sore throat, having come up expressly for the purpose. Aged about 65. Till the autumn of 1862 he had good health when he was attacked with Bronchitis - His voice has never been good since, being hoarse, rough, & feeble. He got better & better in the Winter & in the Spring commenced to work. The slightest cold flies to the windpipe and if he preaches it causes the voice to become feebler & feebler. The voice might be good for a week or so, but if he talks much it influences it at once. Voice used to be very good before his illness. No cough at night - No expectoration when well, but if inflamed throat a little in morning - A little slimy expectoration occurs after much talking. Laryngoscopy. Mere brown of throat a little relaxed, congested & streaky - The interior of the larynx much congested, but greatly so in the trachea pretty far downwards, which is the chief cause of the mischief, especially at the sub glottis - A little ulcer on the left wall of the pharynx - applied Shower Nitrate his to trachea -

℞ Ammon Iodidi ℥j
Tinct Chloris Vom
Tinct Card Co aa ℥ij
Syrupi ℥ß
Aquam ad ℥viij.
c. mag. his die.

℞ am Bromid ℥ß
Alumina ℥j
Tinct Kramerian ℥ij
Glycerin ℥ß
Aquam ad ℥vj.
Gargle m &c –

applied Tannin to fauces – To spare the voice for a time & to preach short services –

20th July – very much better, the voice is stronger, and he now speaks much more distinct & with good compass. He preached yesterday, with a sonorous voice heard all over the Church. Expectorn much less ~~diminished~~ the last week – Appetite good; has habitual sleeplessness – Lar'y showed trachea normal, larynx much less congested, throat still a little relaxed – applied Sol ℥iv Sulph to larynx & Tannin to fauces – Tongue fair, but not usually clean –
Pt Mix – & Gargle without Tr Kram –
℞ of ℥j of Tannin Solution to be used p. r. n.

Quoted in Ed 2

1865
June 16. Is & looks better than when I saw him last, his voice is sometimes up & sometimes down according to the cold. Has had no bronchitis since, general health pretty well. Voice at times is perfect. Lar'y Little congestion of Vocal cords & larynx more from cold than disease none of trachea, fauces & uvula rather relaxed red & long – His condition is such that he may preach once or twice a week without incon=

172 nervence or least fear. No danger of Voice giving
way, altho he feels a little nervous at times.

Inhalr of Sulf Zn wh Weis's Inhaler –

℞ Ammon Iodidi gr 16
Tr Card Co ℥ij C. mag
Sft Ammon Sent ℥j his die.
Syr Hemid ℥ß
Aqua ad ℥vj. m

℞ Pot Bromid ℥ß,
alum ℥j
Zinc Sulf gr 8
Gum ℥iij
Aqua ad ℥vj m

{ g. m & e

Incipient Follicular Disease quickly checked –

The Revd Geo James, act about 26, on 30 June 1863 came with the Dean of Gloucester. He was subject to general relaxation of the fauces & larynx, from excessive work; the larynx & cords were much congested & follicles enlarging – This had been for 3 or 4 months only. applied Sol Tannin to the fauces & larynx – & ordered a gargle only – Voice has never failed –

℞ Am Bromid ℈ij
Alumis ʒj
Glycerin ℥ß
Aquae ad ℥vj.
gargle t. d.

20th Nearly well, throat very nearly well, – still a little relaxed, & as he is sometimes feeble in the voice –

Pt Gargle –
Sol Tannin to fauces

℞ Am Iod ℈j
Tr Cinch Co ʒiij
Syr Hemid ℥ß
C. mag. b. d. Aquae ad ℥viij. m

1865
June 16. Has been very well, when he has a cold sometimes at beginning of ye week, intoning the service sets him all to rights again. Has a slight nasal cold now. Is one of the Minor Canons. Larynx & fauces normal – with the stump of uvula, from former truncation – Voice very good & has much work to do –

Quoted in Ed 2

℞ Acid Nit dil mx
Uran Nit ℈j
Glycerin ʒiij
Aquae ad ℥vj
g. m & e

m

Mr Wm Hunt, act 55, came to me 30 June 1863
recom'd by Mr Penny of Poole in Dorset. Has been a
local Wesleyan Preacher for nearly 40 years, but has
never overexerted the voice. Says he is not a Ranter.
This he has been obliged to give up more or less since
Decem 1862, but did preach 3 months ago.

Since Christmas last he had a bad Cold & was hoarse
it went off but returned, & has continued to the present
time. Voice has not lost tone during that time.
Has suffered all his life from indigestion. 2 years ago had
bilious attacks every 2 weeks, but none since last
October 12 months. General health good, no cough,
dysphagia nor dyspnoea. Gets fatigued from
talking; no pain unless the voice is distressed.

His voice is decidedly hoarse and peculiarly
husky, though not weak, it is rough as if phlegm
was mixed with it, often feels as if there is phlegm
& a little hem removes it, but expectorates none.
Used to sing psalms, but not since his illness.
Laryngoscopy beautifully explained the symptoms.

for they were found to depend chiefly and mainly upon a small swelling or tumour of the right side, as shown in the sketches — Fig 1 represents the natural view, & 2 that on forcible inspiration when the epiglottis is drawn upwards, & 3 the growth separate with a sort of dble pedicle. This moved forwards & backwards according to the position of the epiglottis, & seemed to originate probably from the base of the cartilage, or in its proper fold. There seemed a disposition to the formation of another on the left side, but not shown in the sketch. This explained a feeling he had of something moving or slipping in the throat, & as if he wanted to swallow something. The voice was never lost, because the cords were not interrupted in their action. I incline to believe that this tumour is formed by detachment of one of the smaller cartilaginous bodies, such as that of Santorini. The arytenoid cartilages were quite normal —

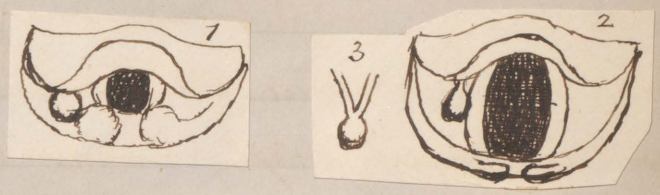

℞ Am Iodidi gr xxxij
Tr Card Co ʒiij
Syrup Hemid ℥ß
Aquae ad ℥viij
C. mag. bis die — M

℞ Am Bromidi ʒß
Aluminis ℈ij
Glycerinae ℥ß
Aquae ad ℥vj,
gargle m & e —

applied sol Tannin to the tumour —

I told him that it would be necessary to remove it, and that he must come up some day with Mr Penny for the purpose - 3rd July wrote to Mr Penny - & on 21st also to say that I should be out of Town on 5.6.7 Aug & on 24 Aug & 3 Sept August 1st I rec'd a letter from Mr Pendry stating that Mr Hunts friends were so adverse to his undergoing any operation for the hoarseness without having a second opinion that he went up to London & consulted Sr Johnson & Sr Hyde Salter who both said that they could not discover any tumour; had either confirmed my diagnosis, Mr Penny would have come to me with a medical friend to have had the operation done - But as they have differed from me, Mr Hunt has concluded to leave it to rest & nature for a time, & he wished Mr Penny to mention this.
I wrote to Mr Penny thanking him for kindly writing the above.

Mr C. I. Geldard Coppleside, nr Settle

1867 Continued from page 142

August 21 Suffering a little from spasmodic asthma, comes on at uncertain times & goes very suddenly. If he gets rid of phlegm in quantity he is good for 12 or 20 hours as may be. The Tickling & other symptoms have gone from the throat. The cough is terribly severe & cant stop it, & leaves him quite exhausted.

Chest right side behind & below fine mucous rales. Throat is relaxed & congested but much better. Sol Nit acy to fauces.

Ly ac hit dil ℥j
Vr Camp Co ℥ij C. may
Vr Sanguin
Aut Scillae ana ℥iss t. d
Vin Ipecac ℥j
Syr Amt ℥ss
Aquae ad ℥vj m

Ly of Zinc 8 gr Sol to use wheel at home.
Sinapism to chest behind.
This winter will go to Eastbourne.

23rd Is very much better, scarcely coughed since, the med did him immediate good. The throat was better. I threw in 2 showers of strong sol Zn (℈ij) with laryngeal injector. To have his window less open, & take Pot Bicarb p. r. n. Cant take sparkling liquors, drinks claret for his dinner. Pt mix until cough & cold are gone.

1868
June 25 Has been well all the winter. Has had Asthma & relaxed throat 6 weeks from the great heat & hay combined. Difficulty of expect in morning & every. Eyes suffused. Throat is much relaxed but not congested. Voice good. looks as if he had a cold about him. Velum & uvula fairly up. Applied Sol Tannin freely to fauces.

℞ Am Iod gr 12
Vi Sang ℥ij
Spl Am Aut ℥j
Syr Aurt ℥ß
Aqua ad ℥vj m

℞ Pot Bromi
Alum aa ℥ß
Syr ℥ij
Aqua ad ℥vj m

C. mag t. d. sum.

8. soupe in place of the uranium which he uses for a change —

27th Very much better in every way, has slept well without coughing. Throat looks better & more braced up & so does trachea, chest is clear & no Ph. Dr Quain is his chest Dr, told him his lungs were sound. Applied Sol Nit Arg to circle on edge of velum & used spray of Zn at clarke

29th Better, throat now looks very well, there is only some relaxation within the larynx where he thinks the phlegm comes from — I used the spray of Zn with clarke only to day. Always well at sea, & going to antwerp tomorrow —

℞ Zn Sulph
Alum aa gr 12
~~Syr~~
Aqua ℥iij m
for spray
p.r.n.

1869
February 6. In the Times of to day, amongst the deaths, was "On the 3d Feb. at his residence, Coppleside, Settle, Yorkshire, aged 51, Christopher John Geldard Esq."

1870
June 14 Mr Hardacre from Hellefield near Settle, told me he died from dis of heart or liver after only 3 or 4 days illness. It was not from his throat — he was well of that —

Major London, St Helena Regiment came home July 2. 1863.
aged 40, stout, now 5th W. I. Reg atheromatous expression,
fatty eye & face - Had come to England on purpose to consult
me by the advice of Dr Fowler, the Regimental assist Surgn -
Abroad many years, most of time at St Helena - although
robust is nervous. Has had affection of Windpipe since
July 1862. E. L. & other treatment by Colonial Surgn at St
Helena & Dr Fowler. E.L. left open in neck for weeks -
Sponge & nit Silver, & tube passed down - 1 month ago it
returned? Still feels now the same smarting sensa-
tion in the throat which sometimes becomes burning -
No dyspnoea, cough nor dysphagia - On right hand
side he feels it and also downwards - not worse at
night. Voice powerful & wholly unaffected, but
becoming unpleasantly affected - He ceased speaking for
3 weeks but it had no effect. Has a sort of burning
feeling in the back & right side of the neck - Not
subject to Rheumatism - General health good in other
respects - Sore throat always when at home 2 years
ago. Had Influenza & Bronchitis at St Helena last-

sequent to Jul, 62; tis a relaxing climate.

Laryngoscopy. Fauces a little relaxed, uvula long & gelat.
few patches of superficial ulcer in pharynx, with red
edges – Larynx quite normal as well as
vocal cords – Muc. mem of trachea much congested
reddened & a little pulpy, & no doubt the cause of his
complaint. This extend far down – no sensibility of fauces
examination very easy – Shower hit ary –
& brush of do to fauces –

℞ Am Bromid ʒß
Alumin ʒj
Glycerin ℥ß
Aqua ad ℥vj.
gargle m & e –

℞ Am Bromid gr xxxij
Tinct Nucis Vom
Tr Card Co aa ʒij
Syr Hemid ℥ß
Aquae ad ℥viij.
C. mag. his die. M

He drinks Part Wine, to take claret & sherry instead.

7th On the 6th was as bad if not worse than ever; not
so much burning to day – Generally hoarse in the evening
of the day in which the throat is so bad.

Shower hit ary, followed by much burning above –
Tannin lowe down right side – Am Bromid in Mix ʒj

184 Pulpy congestion of the larynx and trachea with disposition to enlargement of the follicles -

Mr H. I. Hampshire aet 50, came 4 July 1863 recomd by Mr I. Johnston of 6 Great George Square, Liverpool - Is a merchant - Sore throat for some time - He feels an irritation there, and a little tightness and difficulty of breathing, pain sometimes extending to the stomach & upwards to the chin and to the ears - Has a peculiar, but not constant sensation in the mouth, especially after his meals, as if it was full of paste or gum, this also comes on at night, but most usually after his meals - No dyspepsia - General health otherwise good - Has had prostration of the nervous system - Cannot read aloud with the same facility as formerly - Has no unpleasant taste, notwithstanding the sensation - Has no cough, but disposed to expectorate a little - Laryngoscopy - Showed pulpy congestion of the larynx & trachea pretty far down, in the latter the redness was dark; no ulceration, but a disposition in the follicles to take on enlargement - Fauces & uvula relaxed, latter a little long - applied Shower nit arg, x and lotion to the throat -

℞ Am Bromidi gr xxxij
Tinct Cinch Co ʒiv
Tinct Nucis Vom ʒij
Syr Hemidis ℥ß
Aquae ad ℥viij. m
c. mag bis die.

℞ Am Bromid ʒß
Alumen ʒij
Glycerin ʒß
Aquae ad ℥vj. m
gargle m & e.

I considered it necessary here, especially to use the Bromide internally as well as per gargle, & gave a good prognosis. His Complexion generally is congested, & shows obstinate mucous relaxn, like Rev Mr Paton. advised claret & sherry in preference to port.

7th. Had diarrhoea & vomiting since 4 am, now better at 11 am. Ochermuri is much better. Has had dryness in the morning since being here as if the mouth was pasted up; it then goes off again. He is worse in humid weather at Liverpool, & better in warm dry, but not hot weather. He is subject to a sensation of little prickles in the chin occasionally. Larly showed a great improvement the congestion was diminished two thirds in the trachea, & the larynx more healthy. Uvula better.

Pt Medic. Alum to be gr xx in gargle.

8th wrote to Mr Johnston very an ap of the case, & sugd increase of Br Am gradly to 5 or 6 grs, & use of Tannin to uvula.

Feb 24. 1864. Has been well. Briefly quoted in Ed 2

now rigidity of or around the neck occasionally, & has it now. Uneasy pains in hollow of neck & sometimes in Chest & shoulders. running up neck into ears. This goes away 2 or 3 weeks & then returns. Well in other respects.

186 Laryngoscopy showed congestion of trachea as perfig. uvula thick & rather long — Shower ℥ii bis.

℞ Ammon Iodidi ʒß c. mag
Spt Am aromat ʒij t. d
Tr Nucis Vom ʒiij
Syr Hemid ʒß
Aquae ad ℥viij

℞ Am Bromid ʒj
Alumin ʒij
Tr Kramer ʒij 8 m & e
Glycerin ʒß
Aqua ad ℥vj.

Wished to marry, & I said there was no objection whatever.

27th Wrote to Mr Johnston, & advised use of Syringe.

June 10. Is certainly better, but still has some of the old pains of Feb 24 — Tracheal congestion much less, but still a little in larynx, epiglottis & fauces, with some relaxn — Shower nit arg Sol nit urea to fauces —

℞ Sodii Iodidi ʒj
Spt am aromat
Tr Card Co aa ʒij c. mag bis die
Syr Matico ʒß
Aquae ad ℥viij. m

℞ Urea nit ʒj
Acid nit dil ℥xij
Glycerin ʒß
Aqua ad ℥vj. m
Trochis Eucalypti ʒj m & e —

Wrote to Mr Johnstone June 16th —

20th Has been travelling abroad & caught a severe cold — used Gay but not mix. Congestion of larynx & fauces — Sol Iod Arg to larynx & fauces —

℞ Liq Am Acet ʒß
Vin Ipecac ʒj Tr Card Co ʒij
Spt Eth Chlor ʒj, Syr ʒß, Aq ad ℥viij. m
c. mag. t. d. Pains in chest & neck & head — To rub chest & neck

℞ Lin Sap P. B.
Lin Bellad. aa ʒß

Ulceration of the false vocal cords, extending to the root of the epiglottis, and also its apex, & threating the true cords; complete healing & good recovery.

Miss Diner, act about 32, brought to me July 4th 1863 by Mrs Larkester. Is engaged as a Governess, & was on her way to the continent, Coblentz, with a family this day.

Has had nauseness 2 months, with a little caught. following an attack of bronchitis. Continual irritation ~~and~~ in throat and pain in either side of the neck. Voice feeble at night. Constant expectoration. no dyspnoea nor dysphagia. a little sareness at top of neck. tis an exertion to swallow but not a pain.

Of full habit, ruddy complexion, but with a caught & hemming of irritated throat.

Laryngoscopy showed extensive & active ulceration on either side of the glottis near the epiglottis, affecting chiefly the false vocal cords, with a disposition to involve the true. The apex of epiglottis itself was slightly affected. All showing the necessity of active treatment to stop it, else the voice might be lost. She never had actually aphonia.

188 ℞ Am Iodidi gr 32 — Am Bromidi ℥ß
Tinct Card Co ℥iij — Alumin ℈ij
Syrupi ℥ß — Tinct Kramer ℥j
Aquam ad ℥viij. M — Glycerin ℥ß
Aquam ad ℥vj.
c. mag. bis die — Gargle M &c

The appearance of the larynx is shown in the sketch — Applied a solution of hot arg with a brush, and advised her to stay for a week if possible to get the ulceration healed — The free margin of the ulcer was red & prominent.

6th The ulceration on the right side is already much diminished & healed up, & a little less on the left. The right vocal card is distinctly seen quite white, not invaded. The left is not seen — ~~although the~~ Altogether the local condition is improved — Applied Shower Cup Sulp bis — The epiglottis was more even

7th The right side is now healed, & the left much better but the card not seen — she feels somewhat better — The cough & hemming are still very troublesome — changed her mixture to applied Shower ℥ß Sulp Sol —

℞ Am Bromid ℈ij
c. mag — Tr Card
t. d — Tr Nucis Vom aa ℥ij
Syr S ℥ß Aq ad ℥viij.

She was sick after both last topical applications — Explained to her the nature of her complaint by drawings —

8th. Right side of larynx now normal; the ulcer nearly but not quite healed, the right card readily seen, the left only for

about one half of its extent per sketch -
There is also a little tumefaction of the right
subglottic muc: mem: - Cough and hemming very
much less & so far as the throat goes is nearly well.
The state of the parts was shown to Dr Lankester -
applied Sol Zn Sulph with a brush -

9th Ulceration now about healed, but the little tumefaction of
left vocal cord remains, but tis a little less. Applied therefore
a sol of Tannin. Her cough is very troublesome, depen
ding upon bronchial irritation, so I prescribed a Pect
Mix wh Tr Camp Co ℥iv, aut Scillae ℥ij, Mt pot, ℥ij, Ant tart, gr ss, &c -

11th The tumefact is now confined to the left arytenoid car=
tilage & the larynx looks well - Applied Sol Tannin to the
parts. Cough & irr^n very much better indeed -
goes to Coblentz tomorrow Sunday -
Pt Mint Pect, & other Mix in dble doses
& prescribed to be taken afternoons
Expectants in mornings but
much in evenings -

℞ Am Bromid ℥iv
Tr Card Co ℥iij
Syr ℥ss
Aq ℥viij -

C. mag
his die -

27th Dr Lankester told me he had heard from her, and that
altho she desponded at first, she is now perfectly well, the
irritation and cough are quite gone, & she never spoke nor
sang better than she does now -

190

Sept 12 { She wrote that her throat was pretty nearly in the same state as when first I saw her. Pain in it still continues; Voice as hoarse as ever, for a short time after breakfast tis better, though never clear, after talking in moderation or any bodily exertion, speaks mostly with pain and difficulty. Throat is weak & dry, has to moisten it continually at night. The late intensely hot weather improved the cough but relaxed the throat. Exertion to swallow but not painful, & there is a frequent irritation between the ears & throat. Has overexerted herself with friends. Expectoration sometimes speckled with blood after severe coughing.

℞ Ammon Iodidi ℈i
Tinct Cinch Co ℥iv
Tinct Lupuli ℥ij
Syrupi aurantii ℥ß
Aquae ad ℥viij. M

c. mag. his ter ve die

℞ Am Bromid ℥i
Aluminis ℈i
Glycerine ℥ß
Aquae ad ℥vj. M

gargle m & c

To use Peel Mix (old one) occasy for cough - barley water for drink at night - Occasl bathing neck & chest up cold water, & thoughly rubbing skin to produce a glow - Rest of Voice. Sol Nit any to thrust if possible by some one, & if not better to consult some English Physician on the spot - Fear the old bronchitis keeps up the irritation. address Oberwerth, Coblenz, Prussia -

1872
Dec 14 Dr Lankester told me, she ultimately got quite well, married & had no further trouble. He thought there was some nervousness about her complaint at latter part of it -

Acantophonia with the middle notes; but influencing the others as well -

Mrs Routh wife of the Dr, Montague Sqre, July 6th 1863 brought to me by her husband about her singing. The voice is feeble & hoarse, she has lost the power of singing altogether, for in singing the throat aches and gets irritated - Gen'l health good. Nerve mem of throat & fauces healthy - that of larynx is congested and relaxed - applied Shower Nit arg - &

℞ Am Bromid ʒß Gargle
Alumin ʒij
Glycerin ℥ß m & e -
Aquae ad ℥vj. M.

18th Much better for a few days & then had a cold - Little irritability of fauces, but larynx better - applied Sal Tannin to latter - &

℞ Am Iodidi ʒj
Tinct Micis Vom
N Card Co āā ʒij
Syr Aurant ℥ß
Aquae ad ℥viij.
C. mag. bis. die -

It is the middle notes in which she fails, & however well she sings in ~~Company~~ home, she fails in Company -

23rd Shower Nit arg - was sick last day after Tannin. No special change to speak of -

August 1st Sang the other night perfectly & well, but the

next night not so good, which she correctly attributes to the influence of the E wind. To day the throat & larynx and quite normal. Used Faradisation to the larynx exterly. & in the ℞ substituted Tr Cinch Co ℥vj for the Tr Card Co.

Aug 11. Had a cold. applied Sul Zn Sulp. & in the Gargle added ℥j Tr Kramer. Pt mix.

1866 January 22. Extreme relaxn & mild congestion of fauces & velum. larynx relaxed, so for some months, feeling at times as if a bone were in the throat. Cannot sing more than one song.

℞ Am Iod gr 16
Spt am aut ℥j
Tr Card Co ℥ij
Sp Hemid ℥ß
Aqua ad ℥viij m
C. Mag. bis die

℞ Pot Brom ℥ß
Alum ℥j
Glyc ℥ß
Aq ad ℥vj
J. m & c

pains about chest & neck. Inhaled spray of Zn wh Weiss & ordered it wh Clarkes Int 8 gr Sol

1867 March 30. She had a short fishbone lodged in the throat whilst eating her breakfast, & Dr Routh at once brot her over to me, & although it was not seen, it was dislodged with my finger & swallowed. this was at 9½ Am.

1871 Nov 8. Has a rare & uncomfortable feel abt the throat, with pains in the neck; is rheumatic. There is follicular relaxn of fauces & larynx with some

℞ Am Iod gr 12
Am Brom gr 24
Spt am aut aa ℥ij
Tr Card Co
Sp aut ℥ß
Aqua ad ℥vj m

C. Mag
t. d

Zn Sulp gr xx Al gr x
Glyc ℥j Aqua ℥iv m
spray daily wh Clarke

Congestion of the interior of the latter. Sometimes loses her voice allogether.

Dec 22 She went in well, but uncomfortable lately with rawness & discomfort & a little Congt. depends on relax of true Vocal of fauces.

Has some achy of muscles of neck too. ℞ Am Ind gr 12
Tr Cinch ℥ij
℞ Pot Bord ℥ß. 8. m &c C. Mag Tr Camp Co ℥ij
Alum ℈j Spr Ant ℥ß
Pot Chlor gr x
Glyc ℥ij Aq ℥ij. Lin Dreck his die c Spun ad ℥ij m

194 Weakness of Voice and chest with a strong phthisical diathesis & family history —

Ebenezar Jane Tatman, aged 18, came July 8th 1863 to consult me from Harrow. She assists her mother in a school. She teaches singing as well.
Suffers from accumulation of phlegm since last Christmas, no cough, but makes her feel sick sometimes; it comes also occasionally when not feeling very well; principal in the morning on rising. No dysphagia but a lump of phlegm is constantly in the throat, rather black? and thick. General health is delicate, head aches frequent, is nervous, appetite bad; catamenia regular since 13; relations not phthisical, her mother died of Phthisis, father was phthisical & died when she was a mere child. Only 1 brother aged 19, with fears of decline. Is not stable & cared, health good in other respects; no soreness in throat. Has had trouble of mind. Suffers from Indigestion & weight of the chest. Starts in her sleep. Often drowsy. bowels regular. tongue clean pulse weak. Voice is good, but expectorates after singing. There is a catching in the throat sometimes, & it often makes her cough violently. mouth very dry in morning

Has not been free from the phlegm ½ an hour since it came on, tis mostly frothy – Recommended to me by the assist of ~~Dr~~ Mr Tyte there –

Laryngoscopy – shared mucc: mem of larynx relaxed, & a little pulpy, cords narrow & widely sep

arated – applied Sol Iod arg –

℞ Am Iod ℥ß	℞ Am Bromid
Tr Nucis Vom	Aluminis aa ℈j
Tr Sanguin aa ʒij	Glycerinae ℥ß
Syr ℥ß	Aquae ad ℥vij.
Aquae ad ℥viij. m	Gargle m & e.
c. mag. bis die –	

She cannot sing now as she did –

15th Expect^n easier, & much better generally –

Pt. & added Spt Am aromat ʒij to mix

applied Sol arg Iod

22nd Is better, the expector^t is diminished now to ½ a dozen times a day, which is a wonderful improvement – Spirits rather low & is drowsy, but lively after the medicine, which is to be ter die. Larynx & fauces healthy looking & very active; colour good – Is weak –

Genul Elect Galv – & Iod arg to fauces –

28th She wrote to say she was not so well & weaker – I wrote on 30th to discontinue med for the present, & that it was not the med that had disagreed –

Referred to in Ed 2.

196

Wilder continued p 259

Rx am Iod ℥j
Sal Mur Mag ℥j
Tr Cond Co ℥iij
Syr Hem ℥ß
Aqua ad ℥viij.

Ung Hyd Biniod ℥j to neck – C. mag his die.

21 Dec Is better – not so sure – applied Sal Iod any freely –
Pt mix in ½ the dose, viz ℥ij his die – Pt gargle & lung –

28th Very much better – Shower ℥ss his – & Tannin to Vein –

198 Reduction of the epiglottis to a mere stump by ulceration; tracheotomy; inspection of the glottis from below.

I. Connor, act 30, on the 10 July 1863 I examined in presence of Mr J. W. Stamm & Mr John Wallis Mason of 45 Upper Mary Lebone St, at Balconer St. Laryngotomy had been performed by Mr Stamm on 28th June for threatened suffocation, & they were now anxious to know the state of the parts - He had a tube in, & could speak pretty well with a nasal tone, & could breathe with his finger on the tube -

Laryngoscopy. Showed a great bilobed bright pink fleshy swelling, which seemed to be free, & likely whether remains of the epiglottis or of oedema of the right false vocal cord. The epiglottis in its natural state was not to be seen, nor could its stump if gone - The left true vocal cord could be seen as in a, & the aperture of the glottis. I advised the removal of the silver tube which was done at once, and the glottis was more expanded during sudden inspiration as in b, the left vocal cord being seen more distinctly still.

I then used the small steel tracheal mirrors, and could

see from below upwards, this , the dark space representing the fissure of the glottis with space quite sufficient to breathe with comfort.

The velum was adherent to the pharynx, to the extent of its right half, and he had just recovered from a severe & dangerous attack of Cynanche syphilitica.

Septem 14. Wrote to Mr Mason to send me the patient to examine some morning, if up and about.



17th He brought him to me, looking very well with the wound in neck healed - He spoke thick from the almost closure of the passage at back of the mouth - Larry showed that the red flesh swelling formerly seen was the remains of the epiglottis, perfectly pendant & sunk away in the larynx so that the true cords were wholly concealed. The arytenoid cartilages were gone, and an easy view was obtained of the inner wall of the posterior part of the larynx. There was little or no motion of the remains of the epiglottis, unless p forcible hemming - Mr Mason promised me the notes of the case - 2 views are given of the larynx -

Quoted in Ed 2

202 Follicular disease of fauces, larynx and trachea, with great irritability; cure in 3 weeks. —

Mr Price, æt 23, came to me on July 14th 1863 with Mr James Edwd Mathew, Surgeon, of 1 Elvaston Place, South Kensington. Is a Student at Law. Had sore throat for 3 months, in good health before that. Lived at Caermarthen & Cardigan. Obliged to take a good deal of exercise for his health. No doubt Complaint commenced in a little Cold & indigestion. Had SO_3 & Steel & cure since he got well the neck has felt bad.

Feels a pinching on either side of the neck, a continual pressure as if something was holding the parts, in a line of thyroid bone & upper part of Thyroid Cartilage. (No dysphagia.) 3 months ago he felt this at the back of the tongue. One surgeon told him it was from smoking, but has been a smoker for years; breathes easy, no dryness of mouth, sleeps like a top. Health good in other respects he says. This morning had not much of this sensation, but now it's coming again, is not 5 or 10 minutes without it. A few days ago he felt stiff in moving his neck

about. His conjunctivae are red & relaxed –
Laryngoscopy showed extreme irritation & congestion of the fauces, velum & uvula, so much so that he could scarcely bear the mirror – This condition pervaded the larynx & trachea; the vocal cords being quite red, & sub glottis crimson, follicles enlarged & pouring out fluid. Applied nothing from the extreme irritability, but ordered

℞ Am Bromidi ℥iss
Fond Cinch Co ℥iv
Syr Hemidis ℥ss
Aquae ad ℥viij.
c. mag. his die –

℞ Am Bromidi ℥j
Aluminis ℥ij
Glycerinae ℥ss
Aquae ad ℥vj.
gargle m & e. m

He is not intemperate, but has been a little irregular lately, which has added to the follicular disease –
21st Is certainly much better altogether, looks better, & sensibility less altho still present – Managed to get 3 views of the Larynx, congestion & redness less, and right cord seen becoming white –
Applied Sol Nit Ag to larynx
& Tannin to fauces –
Came with Mr Mathews –

In gargle added Tr Kram ℥ij

Aug 4 Fauces of a fine healthy pink, with a little relaxation, from sucking Ice since 1st – Mr Mathews had applied Sol Nit Ag 2 or 3 times with good effect – The sensibility

is now slight, for he held his tongue out himself, & I saw the cards & larynx - Congestion still less, & both cards yellowish, pinky white - Posterior surface of epiglottis still rather velvetty - Smokes now less -

Is going to Wales - To smoke but little & not at night, & not to drink beer at night - but a little pale ale in day - Tongue now much cleaner

℞ Am Iod ℈i
Tr Card Co aa ℥ij
Spl am aron
Syr Hemid ℥ß
Aquae ad ℥viij.

Sol Nit Ag to larynx wh brush & Tannin to fauces - C. mag. his die -

The last ℞ to be taken for a few weeks - Cavit wh Mr M -

Quoted in Ed 2

Miss Anna Penny, act 56, came 15 July 1863 to me recommended by Dr Turrage of Wincanton Somerset.

Ill 4 mos with a throat affection; it commenced with bronchitis, & affected the voice especially in the evenings, at first losing it altogether especially in the evenings, but not lately. Gets hoarse at night. The throat was ulcerated & the cervical glands enlarged on each side of the neck; very large ulcers she says were on left side of throat, touched every day with a sol of caustic. Spat up a little blood 7 weeks ago -

Has had old liver & heart complaints for many years - but general health has been pretty good nevertheless. Is very nervous, especially because a sister died of cancer, & she was afraid her complaint was the same - This she told me after my examn & prognosis. No dysphagia from food, but the act or motion of swallowing is painful or sore - Has much phlegm in her mouth; no dyspnoea, but a sort of tightness at the root of the neck, relieved by 3 blisters - free from cough

just now.; sleeps well - headache occasly - much lathing at times to 2 deaf gentlemen, and this affects her voice -

Laryngoscopy showed a fine larynx, with feeble action of the cords, and not perfect approximation in uttering sounds - The trachea far down on right side was congested & the cause of the sensations in neck.

Applied Sol Tannin to fauces - Ry Am Iodidi ℈iiß
Sp Am aromat
Tr Nucis Vom aa ʒiiß
Syr Hemidis ℥ß
Aquae ad ℥viij.
c. mag. bis die m

Ry Am Bromid ʒß
Aluminis ℈ij
Glycerin ℥ß
Aquae ad ℥vj.
gargle m & e.

I gave a good prognosis, & eased her mind on the subject of cancer, & approved of Dr Surrage's treatment who I told her, & her 2 female friends, had very well managed her complaint. She looked like a married woman wh a family, altho single -

20th Voice is certainly better, but is tired from sight-seeing. All symptoms generally improved - Cords much more active, tracheal redness less - Much less expectoration. Applied Sol Nit Arg wh a brush to larynx - leaves tomorrow for the country homewards - Hominia -

Follicular disease and Great Irritability of the throat - good case.

The Revd J. F. Ravenshaw of Wilts. July 15. 1863
came to me recommended by our Thos Hunt of Alfred Place, Bedford Square, who was treating him for Lepra - which he has had for 2 years. Aged
Has had a tendency to sore throat since ahay but latterly it has become very troublesome, and last Sunday he broke down in the pulpit. He gets husky, tries to clear the throat & then it brings on a paroxysm of coughing. Is not usually subject to cough, but has an irritating cough during the day. Voice has never been lost, has been hoarse sometimes for days, unless the throat can be cleared. The tone of the voice sometimes changes. He has to chant the service - no pain in neck, nor dysphagia, nor dyspnoea, but always a discomfort at the root of the neck; and not unfrequently a little pellet comes up & gives relief for an hour or so, & then he is troubled again. Sleeps well at night, very choky in morning, often coughing for 10 minutes to get the tubes cleared - General

health otherwise good.

Laryngoscopy. Extreme congestion of the fauces, velum & uvula, & very great irritation, mirror borne but a few seconds at a time, yet I made out the state of the parts. Muc. Mem. of larynx, vocal cords, and trachea quite red & swollen, follicles a little prominent. The disease appeared to be generally follicular — Applied Sal Nitrary to larynx wh brush, wh made him very uncomfortable for a short time — Even the mirror caused retching —

℞ Am Iodidi ℈iiss
Tinct Cinch ʒiij
Tinct Nucis Vom ʒij
Syr Hemidis ℥ss
Aquae ad ℥viij.
c. mag. bis die. M

℞ Am Bromidi ʒss
Aluminis ℈ij
Glycerinae ℥ss
Aquae ad ℥vj.
Gargle m & e —

August 4th. Altogether much better; and a few hours after he saw me last day, his voice was for a short time as good as ever — Expect of little pellets has ceased, & he feels more comfortable — Irritability of throat very much less — The congestion generally is vastly diminished — yet the cords are pinkish — & follicles still seen — Applied Sal Nitrary wh a brush — & ordered a gargle to be used alternately with the

℞ Ac HCl dil ʒi
Pot Chlorates ʒi
Glycerin ℥ß
Aquae ad ℥vj. m
S. m & e c altus –

other – Pt Mist for a month, as he is going to Yorkshire where he will give the voice & throat perfect rest – & quiet –

His skin complaint was better, but for a few days intolerable –

October 6th Wonderfully improved. Lately returned home, & chaunted peagers without inconvenience, & delivered a sermon (20 minutes) on 4th & felt a little tired after it. Larynx & fauces good colour, firm & healthy, but little irritly, tongue rather furred – Found the HCl acid gargle of immense service & felt comfortable after it. Taking As & Ant tail from Wm Hunt for the skin affectn – I therefore Pt the 2 gargles – & applied Shower Zn to the larynx & Tannin to fauces – He looked very well –

March 1st 1864. Falad 2 weeks has had some cold, & voice a little weak – I found a little congestion of the larynx and applied a Sol of tannin to larynx & fauces –

Quoted in Ed 2

℞ am Iodidi ℥ß
Tr Card Co
Tr Serpent aa ℥ij
Syr Matic ℥ß
Aquae ad ℥viij.
C. mag. bis die – m

Was well in other respects –

June 3. Was ill 2 weeks after last visit. Has just come up from Devonshire – Can now only take a small part of the service from the throat aching – Used to sing up to G sharp, now cannot get farther than D. Cannot sing at his Glee society. Subglottic congestion – Mucous mem tolerably healthy of fauces –

am Bromid ʒiß
Tr Cinch Co ʒvj
Tr Sanguin ʒij
Syr Hemid ℥ß
Aquae ad ℥viij. m
C. mag bis

℞ Uran Nit ʒi
Acid Nit dil ℥x
Glycer ℥ß
Aq ad ℥vj. m
S. m & e –

Shower Nit Arg bis &
Sol Iod Arg to fauces –

212

July 14 4 Sundays ago he preached but not since - Tongue has been swelled very much - Interior of Larynx congested, but epiglottis natural - Shown hot arg, & Sol Iod Arg to fauces - Arsenic keeps up the throat irritation & [illegible] Heart acknowledges it - going to Brittany for 6 weeks -

Ry Sod Iod gr xxiv

div in pil xxiv Ext Gent Dij

Pulv Glycerin q.s.

1 pil bis die -

Spasmodic Stricture of the oesophagus, dysphagia with solids low down, but not fluids.

Captain Ino Howard Grant, act 71, came to me July 15th 1863 recomd by Dr Barnes of Kings Road, Chelsea. Is a fine hearty looking old man, has been a great Traveller - Lived last 20 years in London, but is just now at Deal - Was in the Mercantile Marine -

12 months ago had bronchitis and bad throat, but he got quite well - He has had Rheumatism for 2 years, & is quite lame, without any pain - He toddled in with an assistant -

He feels a kind of stoppage in the chest, and can not swallow bread, meat for 6 mos, nor indeed anything solid; he can eat sago, arrowroot, soft of an egg, cream, soup, wine, spirits & &c - but nothing in the shape of solids for last 6 months - Fluids sometimes produce the sensation of solids if not taken very slowly, & then he is all right. - Sometimes there is a little uneasiness between the shoulders in swallowing - The sensation is felt in an old bad cicatrix a little to the left of the lower part of the sternum, & no doubt is in the lower

part of the oesophagus - Dr Barnes he told me introduced a tube down as far as the obstruction, & he & others looked upon it as spasmodic. He, Dr B recomd inhaling Hot water with a sponge & 2 or 3 drops of Ether on it - Health perfect in other respects; sleeps very well - Has had much cough in the morning, but not painful for years; cough produces inclination to vomit - voice always good & strong -

Laryngoscopy, showed the larynx quite normal to the bifurcation, & the throat healthy. The dysphagia I looked upon as spasmodic, & prescribed the above to resist spasm & to absorb any thick ening that might have already occurred - My prognosis was hopeful -

℞ Am Bromidi ℥i gr iv
Tinct Nucis Vom
Tr Card Co aa ℥ij
Syrupi Hemid ℥ß
Aquae ad ℥viij
C. mag. his die. m

August 1st He certainly swallows a little better, & feels that he is improving, the pain is less; coughs a little in the morning - Bowels very regular -

C. mag his. die
Is unable to take much exercise from his lameness.

℞ Am Bromid ℈iv
Tr Cinch Co ℥iv
Syrupi Hemid ℥ß
Aquae ad ℥viij.

But even the lameness is better from the medicine. The oesophageal spasm he says is not so low down as it was. Still confined to fluid, or nearly so, food. In the Times of Novem 14th his death was announced at his sons residence Middle Deal, Kent, on the 9th Inst, act 73, much beloved & respected. The stricture no doubt had become malignant.

— Quoted in Ed 2 —

Miss Murdoch, act 60, came to me Novem 14th 1863 ref by Mr Stewart, dentist, 112 Cheapside.
Lives at 2 Lancaster Gate. Is very nervous.
Has had irritation of throat 12 months, and an ulcerated throat 1 month ago; in the morning she retches & sometimes expectorates with blood, & in pieces occasionally.
Has been delicate with her spine, & she said possibly her bed might have had something to do with it; her limbs were useless for 12 months. Not usually subject to cough but had bronchitis in May. Was under Mr Bryant & Dr Brown-Sequard. Has been getting a little better lately. Laryngoscopy very difficult owing to her resistance. She had to be held at her own request, and some redness

Ry am Brom ʒß ʒj
Alumin ʒij ʒj
Glycer ʒß ʒvj
Aqu ad ℥vj.

and deep ulceration was seen in the anterior sub-glottic space - This was shown wh ʒn &
The gargle was ordered to soothe the throat -

19th Was so well on 17th - Has just the irritn in the throat as if there was a ps of skin there. Sol Nit arg wh brush -

Ry am Iod gr 15 x Sft am ar ʒiij
Syr Matico ℥ß ʒi Tr Card Co aa ʒij
Agace ad ℥viij. M
c. mag. bis die -

27th Has been quite well some days - Sol Nit arg wh brush -
Increased doses & made alters in gargle & mix, for marks in Red Ink

Mr Norris, ~~Hoothorpe~~ West Norton, Thetford, Norfolk, Executor & Trustee of Lord Hastings property. on 15 July 1863
Came to me - aged 64 - in appearance of the most
perfect health - Subject to cough for many years,
said to be due to an elongated uvula, which was
removed by the late Mr H. C. Johnson of Savile Row
but it rather increased the cough - From its rise
since, he is sometimes seized with uneasiness in
the forehead & down he falls to the ground at
once - & has sometimes cut the back of his head - He is quite helpless then -
This is usually preceded by sudden dyspn
nœa and difficult expectoration -
His lungs are sound, was told so by Dr Quain &
Dr Williams, who told him the disease was in the
windpipe & throat - Has spent the last few
winters at Nice, Rome, Pau, & Torquay & with
benefit. At the last he purchased expressly for the winters a house & lives in
Expectoration is thick & sometimes white & frothy,
or is dark - This fine warm weather suits
him exactly, & he is better now. His head &
head collects in his throat & is coughed up after
a while - Last thing he took was 10 gtt of Chlorice

ether. He thinks he is asthmatic. Is very abstemious drinks nothing but sherry & water. Has been told his complaint was dangerous, but Johnston said not.

The most striking feature, is a loud barking cough every none & then followed by expectoration.

Laryngoscopy showed a congested, highly so, state of epiglottis, larynx, cords, & trachea, which condition in a slighter degree pervaded the fauces. The velum very low, concealing the pharynx.

Applied Sol Tannin wh benefit to fauces

℞ Am Bromidi ʒi gr iv	℞ Am Bromid ʒss
Tinct Nucis Vom	Aluminis ℈ij
Tr Card Co aa ʒij	Glycerin ʒss
Syr Hemidis ʒss	Aquae ad ℥vij.
Aquae ad ℥viij.	Gargle m & e.

C. mag. bis die. m

gargles usually cause vomiting. Without undertaking to say too much, I thought I could do him good. little whisky & HO, or claret & HO.

18th Very much less irritability, he has not coughed near so much and there is decidedly less expectn. He has not had that forehead symptom once, the cough not having flowed to the head. I told him there was no danger in the attacks.

The laryngeal mirror was well & quietly borne, and a considerable improvement was manifest in the congestion, especly of the epiglottis. Sol Tannin to the larynx

Pt med in 1/2 the quantity as we thought

It had disagreed a little with him 2 first doses.

22nd He wrote that the mixture caused giddiness & numbness of calves of legs & therefore discontinued it, but found great relief from the gargle — I replied to continue gargle till he saw me again.

Aug 14. Health so much better, does not cough now once when he did before 10 times. Has had the head symptoms once or twice only & very slight. Has had no irritaⁿ in the throat, & he highly praises the gargle — does not expectorate so much.

Laryngoscopy wonderful improvement, trachea & cords normal, epiglottis pale pink — little relaxⁿ of muc. mem.

℞ Am Iod ℈j
Tr Card Co ℥ij
Syr Hemid ℥ß
Aquae ad ℥viij.
C. mag. b. d.

Applied Sol Tannin to larynx — He took some prepⁿ of Stuchnin when at Pau, wh produced same symps as Tr Nux Vom —

Oct 8 Recd present of game 2 pheasants & 1 Leveret —

Nov 4 Health better, & has not had a return of the head symptoms. Cough troublesome & painful, generally about 1 Am begins, & if much phlegm is got rid of he is better. If sick & he vomits he is at once better — Pt gargle.

℞ Tr Camp Co ℥iv
Aut Scil
Spt Eth Chlor aa ℥ij
Vin Ipeca ℥iß
Syr Alth ℥ß
Aquae ad ℥viij.
C. mag. p. r. n

220 Mr C. B. Nankivell of Torquay wrote me
1864 about him - Moist rales all back of both lungs -
March 23.. and to day I found capillary bronchitis of both lower lobes posteriorly, with moist mucous & sibilant rales there. Larynx was not inflamed but tumid & pulpily relaxed

Much mucous & white frothy expectoration — C. mag t. d & when cough bad - M

℞ Vr Camp Co
Vr Sanguin aa ℥iv
Vin Antim ʒij
Syr Senegae ℥ß
Aquae ad ℥viij.

Living at Belvoir in Torquay.

1867
March 30 Taken my med from time to time & had been better. Had a severe fall 13 ft 6, nearly killed him - Went into the North to receive rents & was the better for it. Under no Med: treat: since he saw me. Looks quite old. leaves to day for Torquay - He was quite weak & exhausted, from incessant cough, great expectoration & wasting. Chest general bronchorhoea posterior lobes, & sibilant rales - Throat red, but epiglot is now erect & normal, but all pouring out secretion - Spray of Zinc wt Seigel - Sang does not agree - no appetite.

℞ Vr Camp Co ℥iv
Acet Scill ʒij
Sulf Zinci gr 8
Vin Ipecac ʒij
Syr Seneg ℥ß
Aqua ad ℥viij M

℞ Ac HCl dil ʒiß
Vr Gent ʒiij
Syr Aurt ℥ß
Aqua ad ℥vj M

C. mag. semel

Spray of Zinc wt Clarke daily 10 gr sol -

Pt one of the former gargles -

C. mag. t. d. for cough

Aphonia for 6 months, wholly functional, cured by metallic showers, and one application of external galvanism —

Mrs Williams, act 47, no family, on July 16th 1883 was brought to me by Mr T. C. Sharp of Kensington Gardens Square, Bayswater, her brother. Recom'd to me through Mr Jabez Hogg —

Invalid all her life time, widow some years. Has lost her voice since January last, except for 1 week when she was thrown out of a chaise & the fright caused her to speak out at the time, & it continued for 1 week & then went away. Several years ago had a sore throat, and she has had attacks of spasm as if she was going to be choked; had much dysphagia when first ill. Has lived at North Zeal, near Dartmoor in Devon, and under Dr Christian Budd. When at home is out of doors all day long — The doctors all said if she could get her natural strength she would speak. Has wonderful spirits & a great many friends. Much talking causes pain in right side of middle of chest anteriorly; has a little cough but no expect^n. Dr C J B Williams examined her 2 years ago, and said there was a little thickening & congestion

in upper right chest, but nothing serious.

Speaks in a low almost inaudible whisper, but a little excitement causes the voice to become louder. Very weak, no appetite, eats scarcely a mouthful of bread. Sudden emotion or fright causes dumbness for a few days.

Many years ago she had uncontrollable sickness & constant vomiting which nothing would allay; she took a sea voyage to London, & it perfectly cured her.

Laryngoscopy was unsatisfactory from the resistance of the muscles. I saw the epiglottis, thin flat & red. but a very imperfect view of the larynx. Applied a Sol Cup Sulp, & ordered for the present.

℞ Am Bromidi ℈iv	℞ Am Bromidi ʒß
Tinct stuers vom	Alumina ℈i
Spt am aromat aa ʒij	Glycerinae ʒß
Syrup Simp ʒß	Aquae ad ʒvij. m
Aquae ad ʒviij. m	Gargle m & e. m
c. mag. t. die.	

17th Spasm less, & voice a little stronger.

Laryngoscopy showed cords perfect, but congested as well as subglottis & trachea. Applied shower but arg. Pt omnia.

20th Rather feeble, altho the spasm of throat much less.

whisper still low. It would appear as if the aphonia was more the result of constitutional weakness than of any laryngeal disease. Applied Sol Zn Sulf wt a brush to larynx.

21st Laryngoscopy more easy than it was – applied Sol Zn Sulf, & Electro Galvanism – for 8 minutes – through hands, and also both sides of the neck –

Changed Rg. – substituted for Tr Nuc Vom Tr Card Co Spt am arom aa ℥iij

To try notes with the piano forte } & for Br Am Iod Am ℥ß –

C. mag t die –

23rd On leaving here the last day, and crossing the street somewhere a short time after, she spoke aloud quite naturally, in as strong a voice as she was accustomed to. This astonished her brother and the lady who accompanied them. The voice has continued, and she spoke to me in a clear and good voice of moderate strength on entering my room. I applied Faridisation to either side of the neck, & from before backwards, as well as to the upper part of the chest for about 6 minutes only. She said the effects of it yesterday were relief to the contracted feeling of her chest, she appeared to breathe with greater freedom & ease, & therefore spoke –

25th She was so fatigued sight seeing on 23rd that she caught a little cold & her voice left her again – Today the cords are of a pale pink – applied Sol Nit Arg wt brush – & Faridisation – Pt Med –

Last 2 or 3 days had one of her occasional attacks of bilious sickness & headache - Spoke a few times yesterday. To day saw the cords, natural, white & pearly, active & approximating, & larynx healthy - Faridism to interior of larynx, & in the neck, back & front.

July 29.

In Mix charged Tr Card Co to Tinct Cinch Co 3vj.

Quoted in Ed 2

Contendophonia in a member of the Drama, giving rise to a husky and hoarse voice.

Mr Belford, an actor at the Strand Theatre, came to me from Mr Adolf Francis on 15th July 1863. 5 pm Voice affected 3 days, and quite husky and uncomfortable. Has had Bronchitis years ago. Not usually hoarse, but has huskiness occasionally. Is much exposed to draughts in the theatre. He has usually a good, powerful & clear voice, and could imitate a female opera singer.

The throat was too irritable to permit of a view of the larynx, but as he had to perform at 7 pm I prescribed

℞ Liq am ~~cert~~ ℥ij Muc gum acac ℥iv.

Coch mag. q. 20 minutes.

I touched the fauces wh Sol of Tannin wh immediate relief. 16th Throat less irritable; but congestion of fauces less. Laryngoscopy showed no congestion, & pulpy tumefaction of the larynx, the right-cord of a yellowish white colour.

℞ Am Bromid ℥ß
Alumen ℈ij
Glycerin ℥ß
Aquam ad ℥ij.
Gargle 3 only day.

℞ Am Iod ℈ij
Spt am aromat
Tinct Sanguin aa ℥ij
Syr Hemidesm ℥ß
Aquam ad ℥viij.
C. mag bis die

M

good effects —

I applied Sol Mt Arg to Larynx & Tannin to fauces, with good effects —

18th Throat is better & much less irritable, but still there is resistance; & the voice is rough & hoarse — Applied Shower Mt Arg with good effects, & ordered a Pt of Med & Mix. In gargle Bromide made ℥i

In Mix Tr Mucis Vom substd for Spt Am Arom — was going to the sea side for a week, to get rest of voice.

Aug 10 Has gone on most favourably; 3 dys ago was poorly on returning to London, but now all right again — Had bathing, boating &c at sea side — He cannot come out with a high note, but otherwise the condition of mue: mem is much improved — Saw Larynx & cords — The right is not quite healthy — To use the following gargle ℞ Ac H Cl dil ℥i
m & e — applied nos for present — Pot Chlorat ℈i
omit other for present. Pt Mix — Glycerin ℥ß
Aquam ℥vi.

Quoted in Ed 2

Mr Henry Lorraine, an actor, came to me July 16th 1863 through Mr Adolf Francis. He performs at the Theatre

He suffers from natural exhaustion he thinks - about 3 weeks or a month ago he was ill with his throat and went to Dr Hastings, he got nearly well a week ago, but it came on again last night, & he had to give up performing altogether. Voice is decidedly hoarse and rough - never at any time lost the voice, but is subject to getting it out of order and tune, and it gets quite flat - never had a cough -

Laryngoscopy showed a pulpy swelling & congestion of the larynx, cords & sub glottis - Fauces much relaxed, but sensitive & irritable, resisting the mirror by retching -

℞ Am Bromid ℥ß
Aluminis ℈ij
Glycerin ℥ß
Aquam ad ℥viij.
M

Gargle t. d

℞ Am Iod ℈ij
Vinum Vom ℥ij
Syr Henriel ℥ß
Aquam ad ℥viij
M

C. mag.
his die -

 adrenal Spert & HO - & Claret for dinner -

Applied Sol Tannin to fauces & larynx -

22 July. He was not better the last day from what was done, but had to break off after the 1st Act in the evening - the voice giving way. To day the irritation is less but congestion is still extensive, & cords quite red, as well as subglottis - Warm applications suit him best to the throat - Miss Rebecca Isaacs recommended him a bottle of Wine to get up his strength - So low (depressed) spirited & about his voice for fear it should give way. The gargle did him no good.

℞ Am Iod ℈j
Tinct Cinch Co ʒiv
Spt Am Aromat ʒij
Syr Hemid ℥ß
Aquae ad ℥viij.
Coch mag. his die -

℞ Acid H Cl dil ʒij
Pot Chlorat ℈j
Glycerinae ℥ß
Aquae ad ℥vj.
Gargle m & e m

Sol Nit Arg to fauces & larynx wh a brush - Sea bathing cras vespere -

23rd He was so much better, that he came to have the Sol of Nit, reapplied - He spoke in a loud, sonorous, fine & melodious voice - & bore the mirror well -

℞ Pot iij Sept ij Con ij. pil IV. 1. pr. n.

August 10 Perfectly well in every respect - Voice is strong and powerful & of full compass. Throat & larynx quite normal

For 3 or 4 years, an occasional burning sensation he has experienced always in one spot and feeling about the size of a large pea, in left side of neck ○. On examination I made this out to be at the left thyro-hyoid articulation.

14th Noticed a little redness in the joint intly, & swelling externally, wh is painful -

To Pt Mix of 22 July as well -

Ky Ext Bellad ʒj
Mur Morph 8vi
Ung Zinci ℥ij -
To be rubbed in gently g. n -

Quoted in Ed 2

1867

Oct 31 5 or 6 yrs pain on & off in left thyro hyoid articn, sometimes the wind & over exertion causes it. Been free from it for 9 mos - came on again 8 or 9 days ago - Sometimes is free from it on rising in morning. Distinct hard oval swelling, a little tender, is seen. Joint seen red & swallow in the thrust; fauces red, raw & worn thick.

Ky Pot Bromb
Alum aa ʒß
Glycer ℥iij
Tr Myrrh ℥iß
Aqua ad ℥vj m
g. m & e

Lin Chlorof externly -

Teale Tr of Seeds, persisted Tr Ser Cl locally; did no good. Is now at Sadlers Wells -

Nov 22. Left a card & on it - The "damned spot" is quite gone.

Pendancy of the Epiglottis, accidentally discovered in examining a number of students at St Georges Hospital –

Mr Ring, Student of Med, act about 23, on 17 July 1863 came to me about his Throat. I had examined him on a previous occasion at St Georges Hospital, and found his epiglottis quite dependent.

He remembers as having a sore throat when a very young child indeed. Had scarlatina, but not when his throat was sore – Speaking much fatigues him. also singing; ~~singth~~ middle –

Laryngoscopy showed epiglottis quite flat, and interior of the larynx not to be seen by any effort – Out of doors he is obliged to stop talking from weakness of the voice –

℞ Ac Bromidi ʒß
aluminis ℈ij
Glycerin ʒß
Aquae ad ℥vj.

Gargle
m x c

{ advised use of voice by forcing out high notes –

28th about the same, but better in health – off to the country –

 Complete pendancy and curling of the Epiglottis backwards in the form of a scroll, giving rise to certain symptoms –

Dr Cameron, D.I.G.H., 39 Nottingham Place, 18 July 1863 came to me – Some 30 years in India, and has been affected in the Throat about 30 years. Recomd to me by Dr Peacock as I was close to him.

In 1839 he had slight haemoptysis, followed by great pain under & behind right clavicle; is some consolidation there he says, altho he looks so well, but he is of ophthisical family. He had a powerful loud voice that could be heard by a 1000 men on parade – It cracked after 39 & pain came on in chest after talking. Has never any pain in the larynx, but a feeling as if a valve rose up in the throat, & a little expectoration of mucus gives relief. It returns if the voice is raised a little. Has suffered a little from relaxed throat & dyspepsia abroad but now is quite well. Reading at prayers in morungs, &c, produces a little huskiness; damp weather brings on sore throat & relaxed uvula. Voice becomes decidedly husky sometimes – Has a little irritation low down in the neck –

Laryngoscopy showed a remarkable condition of the epiglottis

it was quite pendant horizontally and ~~to~~ both sides were curled backwards like a scroll, which however prevented its laying quite flat on the glottis, as in Figs 1 & 2.

By a deep sudden inspiration the larynx could be seen, with some congestion, slight of the cords, but much of the subglottis and upper trachea, where the muc: mem: indeed was quite pulpy & slightly tumefied, but not in the anterior part of the subglottis — These explained all the symptoms.

℞ Am Bromidi ʒß
Aluminis ℈ij
Glycerini ℥ß
Aquam ad ℥vj.
gargle m & e

I prescribed a gargle only, to get up the epiglottis if possible & remove the virit^n — and applied Sol Zn Sulp, followed by a comfortable warm feeling. This was with the syringe cleverly managed —

I gave a reasonably good Prognosis

Is now settled in London, curing Indian Liver diseases.

22 June 1864. Has been compar **Quoted in Ed 2** atively well, his old dyspepsia quite gone. The feeling is now present of a something in the chest, which keeps up vir^n & cough. Voice a little husky too —

℞ Mom Nitratis ʒj
acid mx dil ℥xx
Glycerini ℥ß
Aquam ad ℥vj.
g. m & e

Sod Iod ℈i
Spt an aut
m Card co aa ʒij
Sor Benzid ℥ß Aq ad ℥viij

c. mag
bis

Lev 7 showed the epiglottis less scrolled than it was, and the interior of the larynx cd be seen, altho it was still pendent. Genl relaxn & pulpy thickg present, with follicr fauces & uvulum - & excavn thru - Shown Zn bis - & Sol Lad ary to fauces -
Aug 1. 1865 For last few days, feeling like a hot cinder at base of the skull behind the nose. Sensation was dreadful, he applied Sol Nit ary & he felt worse - Rhin 7 showed mem like crimson pile velvet up to the arch of the vault - Uvula long, heavy & inconvenient - Truncated a portion of it. Inhd Zn Sulph which I advised him to continue wh Weiss Inst - Going to Highlands - Epiglottis a little more elevated but curled as before -

Overstraining exertion of the voice, from passion, causing attacks of aphonia from loss of nervous power –

She is the youngest of 13 chil –

Mrs Davies, act ~~[illegible]~~ 39, came to me July 20th 1863 with her sister; she is quite a young looking person but has had 14 children, 8 living; eldest 20; whilst her sister equally young looking has had 12 – Jewess –

She has had a cold in the chest since a girl, and the least cold affects her; lost her voice before she was married & she regained it after marriage, and it has recurred last 5 months. She now speaks quite naturally, but it hurts her in the right side of the neck. General health & appetite good in other respects. No dysphagia nor dyspnoea, but sometimes dreadful pain in the heart; is very excitable, & has a hard temper, very passionate: has to scold an old servant who gives her much trouble – sleeps well – very slight cough – Tightness in throat on waking in morning – Throat & larynx on laryngoscopy beautiful, but former a little swelled at sides – larynx has the cords congested & trachea a little so – voice inclined to be laryngeal sometimes – In fact her case is one of passionate overstraining of the voice, causing temporary

Congestion & subsequent loss of power -

℞ Am Iod ℥ß — Am Bromid ℥ß
Zinc Mucis Vom ℥j — Alumina ℥j
Fr Card Co ℥ij — Glycerinae ℥ß
Sp Simp ℥ß — Aquae ad ℥vij. M.
Aquae ad ℥viij. M.

C. Mag his die — Gargle M & e -

Applied Sol Cup Sulp to Larynx - She does not sing -

Septem 9 - Poorly with fever since last visit, neither Med nor gargle agreed with her - Fine teeth, fixed by Mr Steet of Coventry St - Pain in right jaws sometimes - Pain in heart & right neck still present - Sometimes pain in right jaw -

Throat & larynx very healthy, feels fatigued after speaking -

℞ Fr Cinch Co ℥iij — ℞ Nit Uranii gr xv
Nit pot ℥j — Glycerinae ℥ß
Sp Aurant ℥ß — Aquae ad ℥vj. M
Aquae ad ℥viij. M — Gargle M & e. M

C. Mag. his die. Still much excited & passionate. Is off to the sea side to morrow - Margate -

29th Margate did not agree with her, nor did Tunbridge Wells - & she is now going to leg Hastings - She was better, the voice stronger & hoarseness less - Applied Sol Zn to Larynx - & Pt last mix & Gargle - wh Quin Mix she was taking -

Quoted in Ed. 2

see over

1871 Mrs Belasco Davies

July 3 Some years ago Canton, Derbist, told her she had discon of her nose from a tooth; the lachrymal duct of left side was stopped up, & now secretion from nose passes down behind velum; both tonsils are enlarged, & went behind of a purplish hue; her neck is sore too & glands a little enlarged. Throat very dry sometimes - & pain at back of the head -

℞ Am Iod gr vj
Sm Bromid ℥j
Spt Am Aut
Tr Card Co aa ℥iij
Syr Aut ℥ß
Aqua ad ℥vj m

C. may his ter ne die

℞ Pot Bromid ℥ß g. m & e
Alm ℥j
Tr Pyrethri ℥ij
Gum ℥ij
Aqua ad ℥vj m

Was taking various things for Chemists

12th Throat, nose & neck are very much better; complains now of pain in back of head & neck; urine very muddy, catamen flying about. Lost 3 or 4 sisters from the head not insanity, though. Her chest is sound though tubes thickened

In mix made Br Am gr 36 & added Nit pot gr x

℞ Lin Chlorf to neck go on with gargle -

Sept 8 Is very much better, head greatly relieved from the discharges - But the wind is now disagreeing a little. causing a little pain in chest after taking it. Has a tightness in face & head sometimes, on & off for 5 years. Is undergoing the Climateric Change

℞ Acid Hcl dil ℥j
Sm Bromid gr 24
Tr Calumbr ℥ij
Syr Aut ℥ß
Aqua ad ℥vj m

C. may his die.

Tickling sensation in the throat from a pendant epiglottis

Leon Frescoe act 18½ came to me July 23. 1863 for his chest and throat.

In good health all his life, excepting a constitutional cough since when young. His mother, still living, has had the same since she was 19, probably old bronchitis - He has had a constant slimy tickling sensation in the throat for some time. He desires to cough but restrains himself, from its violence. Respn rough in both chests & feeble - Has a weak chest, sluggish temperament, dark complexion.

Laryngoscopy showed a relaxed follicular throat, with depression of the epiglottis backwards, per sketch. It had a thickened, stiff & worn appearance. The larynx could not be seen. Can only attempt bass singing -

To use cold bathing to upper chest & neck -

Ky Am Bromid ℥ß.
Tr Kramer ʒi
Aluminis ℈ij
Glycerin ℥ß
Aqua act ℥ vi.

Gargle m & e.

Quotest on Eod 2

Loss of Epiglottis &c –

Mr James H. Lamb, continued from page 100 –

℞ Pot Iod ℈i
Spt am aut ℥ij
Tr Cinch Co ℥vj
Syr Hemid ℥ß
Aqua ad ℥viij. m

c. mag his ter ne die

℞ Hyd Bicl gr i
Ac hyd cl dil ♏x
Glyc ℥iij
Aqua ad ℥vj. m
for nose his die –

feed washing out wh warm HO –

Novem 9. He had got quite well, but has now pain in brow over right eye, & ball & sight affected – nose not at all healed, bleeds occasy & is uncomfortable – otherwise he is pretty well, his Voice is as well as ever, & only has a little tenderness in the throat.

℞ Pot Iod ℈iv
Tr Card Co ℥iij
Syr Hemid ℥ß
Aqua ad ℥viij
c. mag. his die m

℞ Liq Quin ℥ij
℥ij his die
ex aquae after the other

℞ Aconitum gr i
Adulc ℥i –
n & m to pain.

Sol Nitr ℈ij ad ℥i
daily to nose –

1865
Feb 3 His brother wrote he found he was beyond reach of Medical aid, but as my Rg° for his throat & nose had had a very beneficial effect he hoped I might do something now. It is about 9 mos since his nose & throat ceased to give him much trouble & for some time & for some time the disease had entirely left him. For a year however he has suffered from headache gradually becoming worse & worse. One of his eyes became affected 9 mos ago & the pupil is dble the usual size, & in the last few weeks his articulⁿ has also become affected, & now in addition he forgets partially the connection between words & ideas. Since being in bed a week has had less pain, but speaking is getting more impaired. My bag was of great service for a time. Has had E.L. over the head, but effects are doubtful. Has had Med prescribed like mine & altho seen by several Med: Men he clings to the hope that I may be able to do something –

4th Better night, bowels freely opened, pulse 60 not very strong, & articⁿ better –

6th Poppy fomentation to pain of head. Keep in bed – live well – & pt of persistent – Med if it agrees with him –

℞ Pot Iod ℥i
Tr Cinch Co ℥vj
Syr Hemid ℥ß
Aqua ad ℥vj m

6th part for die –

Sept 6th 1867. At Dundee –

The remains of epiglottis recovered itself; Regulators do the part of the epiglottis & keep the true & healthy vocal cards covered.

℞ Zn Sulph
Alum aa gr 12
Glyc ℥i
Aqua ad ℥iij m

To be used vap Clarke as spray, –

246

Chronic sub glottic laryngitis, producing attacks of aphonia;

Miss Tidmarsh, act about 27, came to me July 23rd 1863 7 pm. Had a sore throat for 18 months, beginning in a cold, but principally it had been very much strained by excessive talking to a deaf person. There was complete aphonia for 6 weeks, relieved by blistering. 2 weeks after a second attack of aphonia for 5 weeks, also got rid of by blistering. Sometimes the aphonia is very bad & at others better, as well as the throat. She was very nervous when first ill about other matters; not so now - Before her illness she had a powerful strong voice. Had Scarlatina when 5 years old, & could not gargle, the throat was very bad & "nearly closed". Cannot go up a hill or stairs without the breath becoming short, no dysphagia - She took steel at Exeter with benefit for a time, but it caused epistaxis. Has been travelling, and her mouth & lips are dry & feverish, always so on those occasions -

She speaks in a delicate weak voice, as if Constrained, with a very little cough, no expectoration - Throat always painless, except recently when laying down

at night; speech at times as if nose or velum were at fault. Is very thin, and has had a great desire for fat since throat was sore - Very costive habit. No appetite lately has been so feverish - Has bilious attacks - Mouth terribly dry the last 2 weeks, not subject to colds & free from soreness in the throat, unless in left thyro hyoid arbct, where the ligament inflames & forms a lump, - tis now tender. General health usually not bad. She lives a few miles from Southampton, but was better while at Exeter - Sometimes has a heavy weight in the chest, & pain in left side -

Laryngoscopy showed a pair of cords, of good colour, movable, in position of the sketch - There was subglottic deep redness, and slight congestion of the upper larynx - Considering the symptoms there was not so much disease present as I would have imagined -

℞ Am Iod ʒj	℞ Am Bromid ʒß
Tr Nucis Vom	Alumin ʒj
Tr Card Co aa ʒij	Glycerin ʒß
Syr Hemid ʒß	Aquam ad ℥vj
Aquae ad ℥viij. m	Gargle m & e m

c. mag. t. d.

applied sol Nit arg with brush to the larynx - For the bowels

248 ℞ Podoph gr iij IV 4 pills - 1. pr. n.
Leptand gr ij VI
Ext Conii gr ij. m IV She bore the mirror very well, and the view was excellent. The uvula was relaxed and the pharynx was granular & unhealthy.

August 11th - She expressed herself as wonderfully better, for the Medicine agreed well with her, a circumstance that she says rarely happens, the throat greatly improved, voice as strong as ever, at Bromley. Her appetite is also better & she eats more, in fact she said my local application last time gave her a desire for food - She has been thin, although not weak - Her stomach usually has been irritable before this; all her sisters have diseased livers - Laryngoscopy showed a general improvement in the fauces, which were less granular & more pink - The subglottic redness was less, and the larynx more healthy & active - She had to take 2 pills to do for the bowels, & they did so but once -

In the ℞ I made Vr Mix & Vr Card aa ℥iss -

20th Has been chilly for a few days, & throat feels husky, is feverish also - ordered her c. mag. ℞ Liq an aut ℥iv Mt pot ℈i of this Mixture t. d - Vr Comp Co ℥iss Syr ℥ss ag ℥viij -
Throat about normal, a very little congestn - applied Sal Sod aq - Her sister, older, suffers from liver complaint, & gets quite hysterical at times - I told her, that she was not bilious -

The first mix to be renewed after a while – in which I made the 2 Tincts ℥ij – & altered the pills –

Sept 18 Says she is quite cured, but had a little hoarseness last night, & to day I applied a Sol Zn Sulf wh brush to the larynx – For heartburn & pyrosis – ℞ Pot Bicarb pulv ℥ij. c. min. p. r. n ex aquae.

General health – Effervg Brom am ℥j – ℥j ex aquae bis die – omit other medicines – Pills act twice but gripe occasionally, but she is fond of tea & fruit –

Oct 10 – Health perfect, but from a cold of 2 days, a little hoarse, due to a little redness of false cards – applied Sol Iod acq to larynx & fauces –
℞ Vr camp co ℥iij Acet Scil
Spr aurant ℥ss Vin Ipec aa ℥iss
Aq ad ℥viij. m c. mag. t. d.
Gargle of Brom of am as before – coughs & sneezes –

14th Removed a small Cystic growth from left side of the top of the occiput, with great ease & little or no bleeding – She was better in other respects –

17th Not an untoward symptom, wound healed by adhesion – Removed the one stitch. Had a little headache, but seemed depressed –
℞ Liq am acet Vr Card co ℥iv aquae ad ℥viij.
Spt am aram aa ℥ij Spr Aur ℥ss m. c. mag. q. 4. h –

22nd Not so low spirited – Larynx normal – cough gone –
℞ Pil Hyd gr ij Ext Coloc gr ij. m
Pulv aloes gr iv div in pil ij. nocte sumend

May 7 { Liq am acet ℥j c. mag
Spt am aram
Vr Card co aa ℥ij 2 n 3. d.
Spr aurt ℥ss aq c ℥viij m
℞ Pod gr iij Left gr vj Ex Con gr iv div in pil iv. 1. p. r. n.
Feminine & liver sluggish –

20th Food scraps in swallowing – Voice has been weak – Larynx congested – Sol Iod acq –

Continued at page 287

Visitors to see my cases, and Demonstrations.

1863 I have not noted a large number before this –

July 18 Dr N H Ransom } of Nottingham – my Mets,
Mr Thomas Wright } Eccasius &c

July 24 Dr G. Fedeli of Rome 44 Via Borgognona.
autolaryngoscopy &c. letter from Mr Dixon –
On Aug 12. I gave him various Ry. Lists &c, &c –

April 7 Dr Wm Tindall Robertson of Nottingham –
various cases & autolaryngoscopy –

May 27 Mr Lund of Manchester do & do

June 9 Dr Walker of Hamilton Sq, Birkenhead
– introduced by Mr Philip H. Harper –
Mr Frank Mori & Dr Wright –
Dr Enos Wilkinson & Mr Southam of Manchester –
Benaiah Gibb of Montreal

1863 Rev D Williamson

Oct 10 Dr Davison of Paris –

Sept 12 Dr Massey of Nottingham

Dec 8 Dr Geoghegan of Dublin –

1863

Aug 25 Gave a Lecture on the Laryngoscope, Phys & Path in the Rooms of Med Chir Soc at Nottingham 8 pm before the profession - oral 1½ hours - Used 75 diagrams. Showed all my various Instts, &c examd several persons present & showed my own Vocal cards - see Lancet & Med Times of 29 aug.

Sept 1 Autolyngoscopy at Newcastle at Dr Heaths - & examd patient and his friends -

Oct Revd Dr Williamson & friends - autolaryngoscopy

17 Demonstrated some cases at St Bartholomews at 2 pm -

Nov 26 Dr Waters of Chester - autolyng &c -

1864 May 6 Mr H Wyldbore Rumsey of Cheltenham

" 7 autolyngoscopy & 2 or 3 patients -

" 27 Do before Dr Nicholson of Antigua -

June 11 5 Cases to Dr Smyly of Dublin, Dr Murray of Newcastle & Dr Symes Thompson -

July 6 Dr P. Frank introduced by Spencer Wells - Showed several cases -

" 12 Mr E. I. Lambert. showed my epiglottis case -

" 23 Dr Drury Ottley of Pau } showed 5 or 6
Mr Burford Norman of Southsea } cases to them
& my own laryngoscope a few days before to the first.

Aug 6. Mr E. I. Lambert. showed Thompson & Seymour Smith -

" " Krohné looked at my Instruments &c -

Aug 27 Mr Theobald Jones of Dublin – autolaty – & cases –
Sep 29 Mr Haugh Sayer of Cambridge & Rev Mr Perowne
autolaryngoscopy before –
Novem 23. Number of patients showed Dr Charsley of Ceylon – Pim Civil
Officer there. introd by Walton – autolaryngoscopy also –
1865
April 8 Dr Embleton of Newcastle – Semil cases –
& autolaryngoscopy –
May 30 Mr Adkins of Yealampton Devon
May 24 Mr Nesbitt of Wolverhampton
July 15 Dr Chaplin of Kildare –
all 3 autolaryngoscopy &c &c –
Aug 12. Dr Kenneth Reid – autolaryngoscopy &c –
" 23 Mr Ezra Harle & Dr Harle – Autoly &c –
" 25 Prof Palmer Howard of Montreal do
" 31 Mr & Mrs Ullathorne of York do
Sept 6/16 At Birmingham before Turner, Howard, Wallace &
also party at Mr Claytons of Colmore Row
" 27 Mr Wm Bird of York & Dr Hebert of Quebec –
Showed them semil cases wh sun light –
Nov 16 Miss Walker, Hon Miss St John & 2 of Sisters
of Westminster – Vespere – Autolaty; Demuls &c &c
1866 Of course I omit to notice many –
Nov 28. Dr Nicholsons son, a Dr p Antigua – autoly &c

Nov 28. Mr Wm Campbell, surgeon, autotaxy –
April 15. 1867. Mr Wilson, surgeon of Guildford –
July 26. " Dr Malloch of Ottawa – Autoty –
August 12 " Dr Hingston of Montreal – do
Octob 26 " Dr Marcet – autotaxy, & exam'd patients.
April 8. 1869 Dr Routtan of Vienna – exam'd several patients
& gave him several of my works –
July 23. 69 Dr C. Percy Croft – Autoty – gave Ed 2 of Laryngope.
Decem 11. 69 Dr Kiernan of Dublin do do do & oration.

Mr Wilder, act 30, was brought to me July 29th 1863 by the Revd Frederic E. Sykes, Sussex Lodge, Slough -

He was formerly a member of the Choir, but has for sometime (15 months) ceased to sing, on account of his throat. Singing produced strange stomach pains and hysteria, as Sykes says; but the pains were produced in the Chest & back as well as the stomach - He has pain now in the throat, extending into the back of the tongue, and on either side of the larynx running down the neck on gentle pressure - No dysphagia nor dyspnoea.

His throat has been this way for 15 months, and is attributed to his charge of a large Nursery of azalea plants, heated by high Temperature. He has been in this sometimes 2 or 3 days together, & liable to take cold after it; with heats & chills & anxiety - Always had a thick voice, but slightly hoarse for the 15 months - Used to sing a powerful bass - Has a slight cough & mucous expectn, but there is no positive evidence of lung disease, the breathing is not as clear as it might be in the left chest. His family are all healthy - Pains about the body like Rheumatism -

suffers from Indigestion, feels queer in the head at times, and is of costive habit. He has been punished severely by Med bath in & externally Nux Syphs says -

He is a stout, rather healthy looking person -

Laryngoscopy very easy. Deep, vivid & shiny red congestion of the trachea, subglottis & cords, but the last varies during their action, the redness becoming much less in approximation, the congestion then assuming a sort of fenestrated character thus long lines running parallel to the cords, on their surface & then crossed by smaller ones.

The upper larynx was a little congested as well, but in other respects natural. Fauces healthy, uvula a little relaxed -

Applied Shower Nitary wk good effect with aid of mirror - & saw the Muc Mem quite white after, in larynx & trachea & not so red -

He felt this rather hot for a short time -

℞ Am Iod ʒß	Acid H Cl dil ʒij
Tr Card Co ʒiij	Pot Chlorates ʒij
Tr Nuc Vom ʒij	Glycerin ʒß
Syr Hemid ʒß	Aqua ad ℥vj. M
Aquae ad ℥viij. M	gargle m & e
c. mag t. d.	Pil Camb Co ij. q. 2. m -

gave a good prognosis - but should be seen very few

days, to inject the trachea –

August 3. I learnt fr Mr Sykes, by letter that the bowels remained obstinately costive, so I ordered this Rx – & omitd other mix for a few days –

Rx Mag Carb ʒiss
Mag Sulp ℥i
Olei Limonis ℥ii
Ag Mentk Pip fr ℥viij.
A wine glass full his die & afterwards once a day –

Mr Sykes says the throat is materially relieved & better & the gargle suits him admirably –

12th Both speaks & looks better, & felt his singing voice had come back 2 or 3 times; but I advised him, seconded by Mr Sykes to give up his employment in the Hot house, which is frequently at 90° & this has retarded his recovery since I saw him. Mr Sykes found him in it twice last week, & the steam rising fr the Watered plants, a regular vapour bath – Has sareness in swallowing his spittle & not his food. Lady showed the cards quite white, with the congestion gone; epiglottis a little towards right – trachea nearly normal –

Used Shower Zn Sulp & Tannin to fauces –

Pt bath mix & gargle – latter he finds to be first rate in sharpening his throat –

felt a little warm after the Shower –

Septem 15. Has been at the sea side, & his General health is much better, but his throat is troublesome from a cold. Bowels more regular, tongue very clean. Has pains in calves of his legs,

thyro-

shoulders & back; also in left hyoid articn. in last tis tender. Back of throat feels sore & has bled - Voice better, though not strong; can sing but the throat gets dry & he has to cease. Laryngoscopy showed the larynx normal in every way excepting penetrated congestion of both cords, which were otherwise beautifully white & pearly. Applied shower hit any very effectually & and tannin to the fauces. (to the painful part) And prescribed

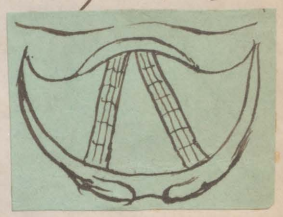

℞ Iod Pot ℈i
Tr Cinch Co ℥iv
Syr Hemid ℥ß c. mag t. d.
Aquae ad ℥viij. m

℞ Am Bromid ℥ß
Aluminis ℈i
Zinci Sulph gr vi
Glycer ℥vi Aq ad ℥vi. m
g. m & e

I looked upon him as all but cured -



Dec 6. Poorly lately from cold, uneasiness & pain referred to both sides & body of the hyoid bone, indeed the entire bone which is quite tender, from periostitis. Feels sore across lower part of the tongue. Varicose veins are present on the posterior pillars of the velum as per sketch, of a deep bluish black colour. Larynx normal. epiglottis bare & dry. He looks pale -

℞ Pot Iod ℈iv
Tr Cinch Co ℥vi
Syr Matico ℥i
Aquae ad ℥viij. m
c. mag. t. d.

℞ Am Bromid ℥i
Aluminis ℈ij
Glycerine ℥vi
Aqua ad ℥vi. m
g. m & e -

14th veins much less - but pain the same - He had taken the Iod Pot before he said - Sat Iod any to either side of larynx & fauces -

Continued at 196

Miss Edith Nelson aet 10 was brought to me July 30th 1883 by Miss Sutherland, of Laurel Villa, Lincoln, who was taking her back to her school. She is the daughter of the Rev Thomas S. Nelson of Lincoln. (see page 84.)

Has long suffered from deafness & her father was anxious to know whether the deafness & the throat had any connection & if the former depended upon the latter. He wrote that her whole nervous system is out of order, & that he had consulted Mr Harvey more than once about her deafness. His opinion is was that her nervous system is as yet imperfectly developed and that she will by growth recover from her physical infirmities, deafness included. Mr Harvey has always been averse to taking any active measures. Her deafness varies from time to time, during the last month however it has been much worse than heretofore and Mr Nelson did not find any satisfactory cause for the aggravation. In every other respect she has enjoyed her usual health. She has just returned from spending 10 days at the sea side. She seems to have no

power to sing at all, but goes about the house making a kind of drumming noise, which he thinks is her best effort to sing. From thickness in her utterance he is inclined to think that there is some connection between her throat & her deafness.

10 years old a 28th March last - Has 3 brothers, all healthy & quite well in every respect. Miss Sutherland told me she is peculiar in many ways; she does not sleep quiet as other children do, the eyes are not completely closed, one is more open than the other.

Has always been ailing a little about the throat & always a little deaf. Had pertussis. Her gait is unsteady, waddles from side to side. The merest cast in the eye; speech a little thick, & some watering of the mouth. Apparently a good natured child. She could hear on loud speaking

Laryngoscopy 3rd time, on explaining particularly what I wanted. The arch of the velum flattened & diminished, the passage upwards contracted, pillars partly adherent to the pharynx; some spasm of the velum & slight rigidity. Epiglottis normal, but very slightly pendent, cords normal as far as could be seen. Could not see the Eustachian tubes, but have no doubt

they are flattened laterally, & nearly closed by pressure
I am satisfied that the state of throat and the deafness are coincident, possibly resulting from scarlatinal angina. To relieve the spasm, & improve condition of the fauces & pharynx prescribed a gargle only

℞ Am Bromide ℈j
Aluminis gr xv
Tinct Krameriae ʒj
Glycerinae ℥ß
Aquae ad ℥vj.
gargle m & e –

I wrote to Mr Nelson, some of the above, & stated my opinion that there was some connection between the condition of the throat & the deafness, and that time would do much to improve both, say 3 or 4 years, and that it would prudent not to ~~give~~ take any active measures – I agree in Mr Haney's opinion of her nervous system not yet very perfectly developed. July 31st

Mr R Cole, Holybourn Lodge, Alton, Hants (formerly a surgeon in Bernard St, Russell Square, came to me 30 July 1863 at the recommendation of Mr Davey of the I of Wight. Is now a Magistrate & retired from practice - must be 70 or perhaps more, with atheromatous expression well marked.

He complained of an secretion increase of secretion from the mucous membrane, and liable to cold in the hard and to be stuffed up, & in nose as well. Genl health good in other respects; no dysphagia nor dyspnoea.

Laryngoscopy - Mouth could not be opened very wide, which I suppose explains why the epiglottis was not clearly seen; but 2 tubercles were seen on either side as represented in the sketch, and 2 little folds of Muc: mem in false cords; yet there was no hoarseness nor other inconvenience. Larynx otherwise normal, but the impression remains that the epiglottis is not intact. Sometimes in eating fruit he finds it jump rather suddenly down -

He told me Mr Davy had
been his guest, & that he
would be happy to see me
if I was ever his way —

Gayle
m &
e

—

℞ Am Bromid
Pot Bromid aa gr xv
Aluminis ʒj
Glycerinae ℥ß
Aquae ad ℥vj.

Capt Winnington, act about 70, came to me July 31. 1863
8 Petersham Terrace, South Kensington; builder in county
of Worcester, to consult about his larynx -
Recom by Mr Auldjo who he said had cured by blistering.
Has suffered off & on from a cold caught fishing
at Poole, since April last; he lost his voice 2 days
& then it returned; has no pain nor cough -
Little dryness occasionally arising the neck.
Irritation of do in bed sometimes. Suffers much
from a kind of suffocating feel (which he called
a kind of spasmodic cough) just as if he had swallow-
ed something the wrong way, & by taking water
or something he is relieved again - Is dyspeptic
& obliged to be careful - Is exceedingly nervous,
not able to take his usual exercise -
Laryngoscopy showed me the epiglottis almost
quite flat, & redness beneath it on the right side
where he felt the soreness - Parts a little relaxed.
I applied a solution of Tannin to under
surface of epiglottis, without causing, & also to the

℞ Am Bromid ʒß
Aluminis ℈ij
Krameriae ʒiß
Glycerinae ʒß
Aquae ad ℥ ~~vij~~ vj –
Gargle m & e –

fauces – with great relief & I told him I thought he would soon be better, if the epiglottis could be raised –

August 4 The suffocative feeling has gone, & the epiglottis is already more erect, and as the mouth ~~'s roof~~ is dry at the root of the tongue, (in the morning) I made the Kram ʒj –
He seemed much better –

James Benning Esq of Montreal, came to me 31 July 1863 -
I had previously seen him on 24th, & he had now returned from
Paris where he had seen Ricord, who advised Vichy water
for an eruption on the skin -
Has had irritation of the throat at base of neck for
10 years; he finds the stomach has something to do with
it. ~~Cant~~ Crying as an auctioneer produces this irri
tation - Subject to colds in the water which extend
from the head downwards to the chest -
Laryngoscopy showed relaxn of muc. mem of larynx
& cords, & some congestion (chronic) at bottom
of the trachea, well seen in his capacious larynx -

Ry Am Bromid ℥ß
Alumin ℈ij
Tr Kramer ℥j
Glycerin ℥ß
Aquam ad ℥vj

To be used as a gargle m & e
when the attacks of cold
come on -

As he is very corpulent & fatty. I advised
Am Bromid effervescentes ℥j every morning before
breakfast in ½ wine glass of water -
& regulated his diet according to Banting -

ardmore Sowers of the Bronzite from Finsham —
Pamphlet to be sent to Archibald Foulds Esq
within 2 weeks — 22 Renfield St, Glasgow

A Lappage, art 19, Messenger, came to me Aug 1st 1863 from Dr Wright, & owned St to be examined.
lives 3 Albion Place, Blackfriars. very pale & anaemic.
He had been in the Hosp for Consumption 11 weeks as an in patient under Dr Cotton; they thought his vocal condition arose from the stomach - on his paper for Eastbourne from Wright was "Aphonia, Tuberculous deposition left bronchial glands; congestive condition of left lung."

Lost his voice since a fortnight after Christmas for 2 months, it returned & has been on & off according to the weather, fine it came, damp away. Now it has a peculiar kind of hoarse loud laryngeal whisper -
No dysphagia nor dyspnoea, never before examined -
Laryngoscopy showed depression of the epiglottis almost flat on the glottis, yet by urgent breathing the larynx was seen. Considerable swelling of the left false cord was seen

which prevented a view of the true vocal cord & left side of the trachea, & rather encroaching upon the calibre of

the larynx, permitting of a view only of the right side of the trachea; 3 small superficial ulcers were on the surface of the right vocal cord. Muc Mem pale & anaemic & not at all congested –

Septem 11th Has been to Seaford, coast of Sussex, where he much improved & nearly regained his voice 2 weeks ago, he could speak easy & comfortably. But the cold winds have thrown him back. He has now a good colour, & flesh & strength.

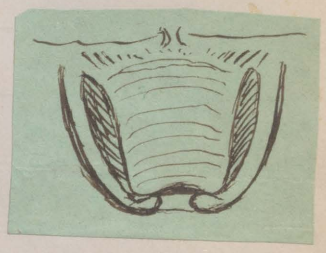

Appetite good, but odour of acidity of stomach –

Laryngoscopy – swelling gone of left false cord, cords seen white, but muc: mem: generally much relaxed & slight tumefactn of both false cords giving rise to some hoarseness. Epiglottis transverse & elevated only by hemming or coughing.

℞ Lima disulp gr xij
Acid sulp arom ʒij
Syrup ℥ß
Aquae ad ℥viij. m
C. mag. bis die –

℞ Am Bromid ʒß
Aluminis ʒi
Glycerinae ℥ß
Aquae ad ℥vi. m.
Gargle m & e

Miss Harriett Hopkins, act 49, single brought home 3 August 1863
from Brighton by Dr Broughton of Preston.
Has resided in Shropshire, father Rector of Fitz 6 miles
from Shrewsbury. Ceased menstruating 3 years ago;
generally health good as a rule. Actively engaged
bodily and mentally in relieving the wants of others.
Examined by Dr Brinton 12 months ago, & gargle & tonics
prescribed. Voice lost & and off nearly 2 years.
Just now is aphonic & always after talking or much
exercise is very much worse - No hoarseness, unless
occasionally - No dysphagia, dyspnoea nor cough -
Spirits good, cheerful & lively; can eat, sleep and
drink well. Takes a great deal of out door exercise.
Much wispering causes aching & pain at root of the neck.
Her usual whisper, is loud & soft, & distinctly audible.
Spoke for a few seconds day before yesterday -
Laryngoscopy. Had to use a very small mirror, because of the irisistance & spasm of the muscles of the soft palate & velum. The fauces
Had used galvanism for last 2 weeks without any effect, by a professed hand -

were red, congested & follicular. So was the epiglottis, the follicles being bright red dots. The larynx was not much affected; the right card was normal & so was the left, but the latter was very sluggish, as per sketch.



The trachea was much congested, very red up to the cards, & no doubt weakened the parts so that they could not firmly close the glottis. The deep colour of the cheeks, & face, & the state of the throat, was the result of stomach. She had taken Recarb pot & Brom pot for 2 or 3 months last year p Dr Broughton, latter in 5 & 8 gr doses without effect.

applied shower hot air to larynx.

℞ Ammon Iodidi ℈ij	℞ Am Bromidi ʒß
Tinct Card Co ʒiij	Alumin ℈ij
Tinct Nucis Vom ʒij	Tr Kramerii ʒi
Sumpi Simp ℥ß	Glycerinae ℥ß
Aquae ad ℥viij. M	Aquae ad ℥vj.
c. mag. bis die.	Gargle M &c

Each semisse P. Pot Recarb bis die ex aquae.

regulated diet. No potatoes, pies &c. To continue gl of sherry.

aug 11. Very much better, the voice already becoming stronger. Little or no irritability or spasm of the throat remaining; the redness & congestion of the fauces gone, but the burning continued for some days, yet it did a great

deal of good. The congestion of the trachea now a very pale pink - Applied therefore a shower of Zn Sulf Sol without any inconvenience -

Pt Mist et gargle -

Oct 13 Dr B. says she has had an attack of infn of fauces & tonsils every 10 days - The larynx much paler & the vocal cords almost natural - Gargle of Mel Boracis & Tr Catech & Pt her mix - was soon better - He applied a little Nit ary to the larynx yesterday, with less pain than for the dough - Voice good for a few notes, but the damp weather has modified it. Gen'l health improved - I told him to get the Pulvr of fluids of mine -

Referred to in Ed 2 -

Malignant Stricture of the Pharynx and Oesophagus examined when in a dying state -

Mrs Collings, aet 53, I saw on 10th August 1853 at No 74 Harmood St, Camden Town, wh Dr I. Kidd of 60 Mornington St. In good health all his life with a powerful voice - Latterly in last few months deficiency of swallowing came on, so that she cd only take a little liquid; & for some weeks past had been fed through the rectum. To day she was in articulo, but sensible. I made an examination of her laying down, holding out the tongue myself, & a lamp held by a person to her left. The right side of the epiglottis coming was elevated near its root, but the pain complained of in swallowing was at left side, & the stoppage at the root of the neck - The larynx seemed clear as far as could be observed - Nothing of course could be done - but it shewed that a person in the point of death, could be examd with the laryngoscope, without stopping or serious inconvenience - Yet it was an exertion for her to go through -

Quoted in Ed 2

Dysphagia for 6 years, from Structure of the Oesophagus -

Mrs Burrett act 41, came to me August 4th 1863 with her husband, with a note from Mr Ernest Hart. but sent to him by Alderman Hale - She lived with the family of the latter for 15 years, until she married, & is now at the Freemans Orphan School - when her husband is porter!

General health has never been good - about 20 years ago was nearly choked with a piece of beef; throat bled much then & the piece of beef was pushed down. This was at the upper part of the throat - Has had dysphagia for the last 6 years - about 2 months ago was nearly choked and an instrument was endeavoured to be passed, but without effect, & next day the impacted piece passed - Dr Horn of Brixton tried to pass this instrument -

Several times has been nearly choked, breath rather short occasionally, talking fatigues her - In swallowing solids is obliged to mash them first, such as meat - Fluids she can swallow without difficulty - Alderman Hale & family are anxious about her. Has become much thinner lately - Only 1 Child 4 yrs old.

Laryngoscopy showed nothing. A large Bougie passed to the seat of obstruction but no further; it corresponds to the root of the neck. I wrote to Hart about her.

Quoted in Ed 2

Variable phonation, in regard to tone and quality, depending upon a pendant epiglottis, cured by a single prescription.

Master Davies, 6 yrs old this Decem, on Aug 13th 1863 came to me with his Mama, recently Dr Greenhalgh under whom he had been for last 2 months, and 5 mos before that under Mr Wolff. Is a fine intelligent little fellow. Native of Dublin, but residing 2 years in London, in Brunton St.

Has been speaking badly for 12 months, but it began she says a long time since. The voice is at one moment a fine, sharp, low cavernal whisper, and the next a louder and more natural speech. which I heard him do myself. He can hallow quite loud too in playing. One of 6 children, all had pertussis, my slight 12 months ago, & none required medical aid, except the baby. No scarlatina nor measles. & has no cough. All the family speak well, is not hereditary.

Is very thin, and delicate, quite different to what he was, feels tired & languid, & is altogether cross & disagreable.

Has had a great deal of physic, cod liver oil,

steel, Iodpot, Mercury, powder, Tr Iod to neck &c — Neck is sore & swelled now from the last — All with no good result. Has been fed with all sorts of good things as well. see sketch p 285.

Laryngoscopy was very easy, and I held out the tongue — The epiglottis was pendant, flat, & immovable on the glottis — Cords seen barely, once only — Throat other wise normal —

℞ Am Bromid ʒß
Aluminis ʒij
Tr Kramer ʒiß
Glycerin ℥ß
Aqua ad ℥vj.

To gargle m & e wh fols — Omit all Medicine — To live well, whatever he liked, & plenty of sugar — Tongue clean. Applied Sol Tannin to under surface of the epiglottis without a cough or spasm —

Prognosis generally good, but time required —

Quoted in Ed 2

Advice Cream cheese & sugar

Miss Linmouth, Continued

from page 249 –

℞ am Bromid ʒß
Spt am aut
Tr Card Co aa ʒij Syr Hen ℥ß aq ℥viij. C. mag
t. die –

Had used sinapisms to front of neck –

Perverted Sense of Smell, from fallicular disease of Throat & nostrils -

Capt Woolley, W.I. Packet Service, came home 19th aug 1863 about a smell of matter from the nose -

He has had an old cough for many months, and has since been very subject to colds about the head - The mucus from the left nostril has a smell of matter, more especially if he comes from the cold air into a warm room. Very fond of singing & used to have a fine voice, but has not now the clear voice he used to have. This has been so for some months. This smell followed some months ago from a cold, and curiously enough there is nothing unusual about it in his handkerchief. Can always detect it before he snuffs up. Has been much in the Tropics & very susceptible to cold. In returning home the last voyage he had an ulcerated sore throat (Sunelast) & a "fearful tongue". He got well of this, but has had nothing since the occurrence of his sore throat at Southampton, where he at present resides. Is a fine handsome looking man, with flowing beard & moustache, and about 36 years of age. He has been under treatment for psoriasis and incipient indi=

gestion, and is subject to pyrosis, almost constantly for which he takes the Carbonate of Bismuth. His tongue is generally much furred, showing state of his tongue, & his bowels very costive. In fact his stomach has a great deal to do with his complaint. To day he is stuffed up but has caught no cold.

Laryngoscopy showed great relaxn of the mem of the velum uvula & fauces, of a dark redness & velvetty appearance. Pharynx streaked & follicular, but no ulceration now. The larynx was normal, but mem much relaxed, and so was it at the back of the nose, & rather congested in the left nostril. Applied Sol Tannin to fauces.

℞ Am Iodidi ℈j
Tinct Nux Vom ℥i
Tr Cord Co ℥ij
Syr ℥ß Aq ℥viij. M
C. Mag. his die

℞ Am Bromid ℥ß
Alnus ℈ij
Glycerin ℥ß
Aqua ad ℥vj. M
& nose very
Gargle m & e

Sept 5 The odour is certainly less frequent, and the redness behind left nostril is a pale pink. Applied Sol Nitrary wt Syringe to back of nose & Sol of Tannin to throat, fact is still somewhat relaxed. The tongue is cleaner, and the digestion better. He finds the old Irish Whisky better than the brandy.

℞ – Pod 4 Sept 6
Agas vj. pil 4.
1 p. r. n

added to Gargle Tr Kram ℥j.
Pt Mix as before

He was much inconvenienced for a time from the Nit Ary –

11th Odour only once or twice since; and feels only a little stop=page in the nose. Rhinoscopy showed the redness of left nostril gone, tongue very much cleaner from 1 pill only –

Exam^n was very easy to day – ℞ Pulv Asari Comp ℈i

Pt Mix et Gayle Pulv Rad Iridis ℈v m

Tannin to the fauces only, Uvula a little relaxed. } A small pinch to be snuffed up the nostrils every night for 5 or 6 nights –

21st Expresses himself as better & better – scarcely any or no odour – Caught a little cold at Windsor – Nose & larynx healthy, says his voice is stronger – applied sol Tannin to fauces only –

℞ in Mix substituted Tr Cinch Co ℥iv for the Tr Card – }

Pt Gayle & snuff – The snuff he found most agreeable.

Oct 16. His sojourn at Harrogate agreed well with him, ate & walked better – Sang more than usual & had a little hoarseness after it – Has a slight touch of the smell once in a while after walking, but it has nearly gone – Not snuffed since last visit – Muc. mem back of nose & mouth quite healthy – Little too much wine produces vomiting – tongue clean.

Pt gayle & mixture for 2 weeks –

First stage of Consumption, cough kept up by the state of the Larynx, the membrane resembling thick pile velvet.

Miss Walker, act about 26, came to me Aug 20th 1863 with Mr Henry Stubbs of 14 St Anns Square, Manchester. He was not a Med man, but recom'd by somebody of Liver pool -

Her family are delicate in Chest, 2 brothers and 1 sister died of phthisis - She has spent the last 4 winters at Torquay & Clifton alternately, more as a preventative - Seen by Dr C J B Williams several times. Last winter at Torquay with relaxed sore throat & incessant cough, lost her voice occasionally; had double pleurisy there; Now she is relaxed in throat & continually coughing - Expectorates yellow phlegm - Is not thin, & always keeps up her flesh, but is depressed & languid - Irritation at root of the neck -

Laryngoscopy - Uvula & velum relaxed and follicular - & slightly irritable - Larynx extremely congested & more mem swelled & like thick pile velvet on false vocal cords and laryngeal surface of epiglottis -

Applied Sal Mt Arg wh brush -

Stethoscope no dulness at upper lungs, but breathing

hard & rough - both sides, wt pulsation heard all over - no rales - Cough is bronchitic at present, altho no doubt tubercles are present -

℞ Am Iod ℈i
Tr Nucis Vom ʒi
Tr Camp Co ʒiij
Syr Amant ʒß
Aquae ad ℥viij. M
C. mag. 2 or 3 die

℞ Am Bromid ℈i
Alumen ʒij
Glycerin ~~ʒij~~ ʒß
Aquam ad ℥vi.
Gargle m & e

21st Was much better during the day & free from cough, but was a little severe at night, and this morning - The change in the Mus. Mem: of the larynx in 24 hours was something surprising, for the deep scarlet redness had gone, replaced by a pale pink wt less tumefaction - I applied Sol Nit Arg as before, with a little spasm - & in Mixture changed Tr Nuc Vom to Tinct Sanguin ʒij

There was some pleuritic pain over left back, carry to lower end of shoulder blade - but the breathing was heard very distinctly everywhere -

Stopping at Westminster Palace Hotel -

Referred to in Eccl 2

Miss Frances Turner act 27, came to me August 25. 1863 just as I was about starting for Newcastle.
Recom^d by Mr Clowes of Windermere, who preferred me to Dr Johnson. Has had Aphonia for 2 years from cold, has only articulated twice, not spoken since last October. General Health good in other respects, & has a healthy colour of cheeks, Beautiful roseate complexion & looks to be in perfect health.
Pain in chest, no cough, no dysphagia. Resides in Surrey, Leigh Place, Godstone near Red Hill, but just come from Lancashire.
Seen by Czermak a year ago last May, who said she had irritation of false vocal cords; he recom^d electricity which she tried for 6 months. Swabbed innumerable times. Has taken almost everything - Does not sing nor has ever overstrained the voice - Is worse in damp weather - no headaches - Had coughs every winter until the Aphonia came but not since. The pain in the chest is severe, has been exam^d by Burrows & Williams. Farmer said there was a little irritation there. Has a little expectoration in the mornings. The Aphonia is most complete, but she can utter an audible whisper -
(Her bankers are Barnett, Hoare, Barnett & Co, Lombard St)

Laryngoscopy showed nothing abnormal with true or false cords - but some subglottic congestion extending into the trachea - And impossibility of closing the glottis in sounds

thus.

Am Iod ℈j
Tinct Sanguin ʒij
Tr Nucis Vom ʒj
Syr Hemides ℥ß
Aquae ad ℥viij. M

Merely gave an opinion & prescribed } C. mag. bis die -

She said my opinion, agreed with her own.

Sept 22nd No material change - well in every other respect excepting the aphonia -

Laryngoscopy. Cords without any power of acting, & the larynx generally somewhat congested -

Applied Galvanism to the cords most satisfactorily 3 times - the 2 last especially cords & arytenoid cartilages - & after, Sol Nit Arg wh curved brush -

By Am Iod ℈j
Tr Nucis Vom ʒij
Tr Card Co ʒij
Syr Hemides ℥ß
Aquae ad ℥viij. M

C. mag bis die

By Am Bromid ʒß
Aluminis ℈ij
Glycerin ʒiv
Aquae ad ℥vj.
f. m & e M

The galvanism produced no inconvenience at all -

24th Galvanism 4 times to the cords, & after freely to the neck - Shower of Nux Vom & Aquae partes aequales - all well borne -

Had a view of the cords -

25th Galvanism 5 times to the cords, & afterwards to the neck most

satisfactorily – omit other med
and to have instead

℞ Am Bromid ʒij
W Card Co ʒiij
Syr Hemides ℥ß
Aquae ad ℥viij. M
C. mag. bis die –

Had a good view of the cords to
day, & they were quite white, and presented above to relieve any
spasm & thickening likely to be present. –

28th Spasm already less, & larynx pretty well seen.
She has the Galvanism very well about 5 times to the cords
& afterwards to the neck – & applied a shower of Sulp
Zinc – Pt mix –

Oct 2 Larynx well seen, for spasm is still less –
Galvanism 5 times to cords, & after to the neck –
Shower hit any as a stimulant – felt warm after
it as if she had swallowed Capsicum.

6th Galv 4 times to cords, & then to neck back & front & sides
esp'y right from deafness –
Mrs Turner asked for one of
my pamphlets & I gave her one

℞ Tinct Nucis Vom ʒiiß
Tinct Card Comp ʒij
Syr Aurant ℥ß
Aquae ad ℥viij. M
C. mag. bis die –

9th The right cord is beginning to
act freely, & is beautifully clear & well seen passing
towards the middle, the left is not so distinct. But
the whole throat appears more active & sensitive, & there
seems to be a positive change for the better, altho there
is no Voice – Galv to cords 4 times, & freely to neck when
the muscles also were equally active. Pt Mix ter die –

The whisper was noticed much stronger at home by her friends, so her mother said - both cards seen

October 13. in coughing to approximate - Ry Tr Nucis Vom ℥iv
applied Galvanism to vocal cards 5 times, Tr Card Co ℥ij
& well done & borne - thence to the Syr Aurantii ℥ß
neck in various parts - Aquae ad ℥viij.
c. mag ter die - m



17th Galv to cards 5 times & then to the neck -
A most perfect & easy view of the cards, acting & meeting well, see Fig, & of fine colour -

20th Her whisper is noticed by her friends to be louder - yet the left card is sluggish in its action - Galv to cards 5 times & well to the neck - Shower also hit acq. -
Pt mixture - [no spasm - & quite normal -

23rd Larynx beautiy seen 1st View, & cards equally & naturally acting -
Galv to cards 6 times & even below them - & well to the neck - Directed her to cough & hem the vowels. Ry - Strichnin gr 1/4
acid H cl dil ♏ x v
11th application - c. mag. t. d. Syr Aur ℥ß aq ℥viij. m

27th Acting of parts greater & equable - Galv 5 times as before & to the neck - Abld the dose of strichnin & made it in mix gr 1/2 -
Shower 3m Sulp his - Shower baths -

30th Idem - Galv to cards 5 times & to neck. 3m Shower - Strich gr 3/4.

Nov 3d Idem - do do Shower Capsic - Strich gr #1 -

6th Galv to cards 4 times & to neck - Strich down 1/12 th -
Whisper stronger - Vocal cards very active & quite normal -

Continued at
page 438

Case of Chronic Oezena in a young lady – examined at Nottingham with the Rhinoscope for Dr Massey.

Young lady act 21, I examined on 26 aug 1863 at Nottingham for Dr Massey. Is a fine healthy girl, with a discharge from the nose, of both sides for some 10 years – very offensive & yellow & green – as if bones were diseased – Health otherwise good – He had tried everything in vain, & she could not go into Society in consequence – Rhinoscopy was not easy, but it was done nevertheless. Dark crimson redness of turbinated bones with some swelling, but no ulceration visible, altho it is probably present in the Whorls –

Uses sometimes several Hdkfs a day –

I prescribed Am Bromm &c – & advised the inject of Sols of Sulf Zn or Nit Arg at back of nostrils & occ in front – & applied a brush there myself with some nitrate –

Dec 8 No great change – advised Br Am in 3 to 6 grs, Tr Cinch Co ♏xx to ʒss Syr Matico ʒss to i – t. d –

& for nose Inject of Condys fluid & also of Nit of Uran ʒi to the ℥i –

Aphonia & phthisis in a young man. Ulcn of right vocal card

Aug 26th 1863 - I examined a young man, at Nottingham with phthisis & aphonia, a patient of Dr Wm Tindall Robertson. The epiglottis was partly pendant, but I had a good view & made out the aphonia to be due to ulcn of the right vocal card, & showed it to Dr R. He had a good reflecting mirror at back of an argand lamp of curious construction - Prognosis bad - Dr R has notes of it -

Aphonia for 2 years, from paralysis of the muscles -

On the 1st Septem 1863, I examd a female patient of Dr Heaths, at his house in Newcastle, act about 35 - with aphonia for 2 years - Everything appeared to be normal, with the Laryngoscope, beyond some thickening of both cards, which gave them a wounded appearance, but on attempting utterance the cards did not approximate more than is shown in the sketch - I advised the direct use of electro galvanism -

Mrs Pyke aged 32 (Single) came to me Sept 5th 1863
recomd by Mr Browns footman — no family —
Has had enlargement of the glands of the neck off & on for
3 or 4 years — Is in a situation — They come & go;
the right submaxly is as large as a pullets egg
flattened; they run down left side of neck to the root
behind the clavicle — No dysphagia, nor pain, nor
dyspnoea. Health quite good in other respects —
Father & Mother not living — 1 brother alive — but
none thus affected — Has used unguents & cold lotions
externly, & taken Ol Mark & Quin internally —

℞ Am Iodidi gr xxx
Vr Cond Co ℥ij
Syr ℥ß
Aq ad ℥viij. M

c. mag —
bis die.

Mrs Terry æt 27 - Mother of 5 & 6 chil - Sept 5. 1863
was brought me by Dr Murray. Thin, spare, young
woman -

Five years ago she swallowed a fish bone, went to King's
Col Hosp & was treated there. Lately examined w the laryn=
goscope & was told something was curving out her epi=
glottis - Has been troubled with Hyd & breath is
now offensive. Has Pain at back of neck from the
shoulders upwards, at the root of the neck in front,
& in fact the entire throat is painful, and this
causes her to feel very miserable. Has dyspnœa & dys
phagia, food always sticks & lodges in the throat -
She feels something in the throat like a peasy ball, and
brings up occasionally "pieces of flesh like corruption."
She swallows anything, fluids or solids with difficulty,
sometimes & milk will lodge - No regurgitation thro
the nostrils - Great pain in nose & eyes, like sand
in latter - Dr Murray says there is much hysteria,
& I agree with him -

Laryngoscopy showed nothing abnormal, & the viscera was

306

good; trachea well seen -

℞ Am Bromidi ʒi
Tr Cinch Co ʒiv
Sor ℥ß
Aqua ad ℥viij.

C. mag
t.d.

Dr Massey of Nottingham, called Dec 8th 1863 &
spoke to me about the case at page 301.
I examined his own throat, and found relaxation and
pendancy of the epiglottis, with symptoms of irritation
& ordered him a gargle of Br Am ℥ß Al ℥j
Nt Kram ℥ij Glycerine ℥vj
Water to ℥viij –

308

Peculiar sensations in the throat and larynx, mainly depending upon irregular pendency of the epiglottis.

Colonel Walker, R. C. Rifles, came to me September 9th 1863, recommended by the Asst Surg of his Regt St Killery in Canada - everything had been tried and without benefit. now staying at 26 Victoria Road, Pimlico - aet about 55.

Attacked with Bronchitis 3 years ago, following by a peculiar sensation in the throat of a lump there; it has been getting worse all that time. In bad weather this feeling runs down to the middle of the chest - No dysphagia or dyspnoea - By breathing thro the mouth nothing is observed, but if thro the nose, a sensation is produced of cold, like when Cologne is placed in the hand - It troubles him a little in sleeping at night, especially if laying on his back - On a cold day, or even without he frequently hems, & endeavours to get up some thing from the throat - Has resided in Canada last 10 or 12 or 14 years - Voice sometimes lost if used a 3 or 4 hours, but it has not been strong lately on giving the word of Command. Is married with a family & rather anxious, was afraid of Cancer -

Laryngoscopy. Epiglottis slightly pendant & irregular as shown in the sketch, but could be elevated by forcible hems

showing much congestion, relaxation, and general redness, with some slight tumefaction of the Muc: mem: of larynx, vocal cords & trachea. No ulceration. The fauces also were slightly relaxed. Applied Sol Tannin to larynx & fauces. Prognosis good.

℞ Ammon Iodidi ℈j
Fluid Nucis Vom ʒj
W Card Co ʒij
Syr Hemid ℥ß
Aquae ad ℥viij. M

℞ Am Bromid ʒß
Aluminis ℈ij
Glycerinae ℥ß
Aquae ad ℥vj.
Gargle m & c. M

C. Mag his die

12th Much better the 1st 2 days, but has had a cold, & not so well, confined to house yesterday. Slept better first 2 nights.
The improvement however in state of parts was marked, the cogest, & redness less of epiglottis & larynx. Applied Sol Nit arg with a brush. & Pt Mix & gargle.
Was some years in India before he went to Canada, & suffered from dysentery. Recd by Sir Jas Clarke to go for change of climate.
18th Now expresses himself as much improved, sleeps without the sense of suffocation he had, but feels as if he wanted to get rid of a little phlegm in the morning, it is his only inconvenience he says. Condition of epiglottis decidedly improved & the cords were seen becoming white especially the right. There is still some relaxn & redness of the Muc: mem of larynx. & also of the fauces —

applied Sol Nit Arg to Larynx with a brush & tannin to the fauces.

~~Aqu Bronces~~

Rx Aqu Iod ʒß
Tr Nucis Vom ʒiß
Tr Sanguin ʒij
Sgr Hemides ℥ß
Aquae ad ℥viij. bis die –
C. mag

Gayle added Tr Kram ʒj
Made Glycerine ʒvj.

Sept 23. Still a little of that cold feeling remaining on breathing thro the nose, and some mucous in the morning, are what trouble him the most. Gayle brings away a good deal of the mucus – The inclinn to cough is gone – Is more or less free from the cold & the mucus in the day – Looks very much better –

Lat. Epiglottis is straighter, assuming its natural broad colour, & the Larynx is less congested – Thrust still little relaxed – Shower Zn to Larynx well accomplished with the aid of mirror – & Sol Iod Arg to fauces –

In the Mix substituted
Tr Cinch Co ʒiv for the
Tr Nucis Vomica

Made the Tr Kram ʒij
in the Gayle –

Gave Dr Alisius name for Dis of Haut –

28th The cold feeling is certainly much less from the Zinc Shower – The muc: mem: was much improved in colour & altogether the parts looked better – repeated same shower and Iod Arg to 2 streaked ulcers in fauces – pt Mix &c His friends already noticed a decided change for ye better –

October 2 About the same – but all the parts are becoming more

defined. The cards; especially the ~~left~~ right, were well seen becoming quite white & mucc: mem: free from congestion — Applied Sol Iod Arg to fauces, & tannin to larynx —

He showed me a little piece of gristle, size of 2 peas, that had been caughed up from the throat —

Pt Mixture.

℞ Am Bromid ʒß
Aluminis ʒij
W Kramer ʒij
Zinci sulf gr viij
Glycerin ʒvj
Aquae ad ℥vj. m
Gargle as before

October 7 Epiglottis is more raised, and becomes straight in position, all the parts are more expanded & well seen. V. C. white & becoming normal — Back part of the larynx above the cards, has a gelatinous look which may keep up this cold feeling, altho it is certainly less — No cough at all — Applied Tannin freely to larynx, especly the gelatinous part, & also to the fauces — Fauces looking well —

Pt omnia for another week —

14th Still feels the cold sensation, altho was better after last visit, & the something in the throat esply if laying on his back — & if asleep snores very loud — due to the falling of the epiglottis — Lastly gelatinous appearance gone, & the parts a little dry —

Shower Zn bis, & Iod arg to fauces —

Pt Gargle —

℞ Am Bromid ʒiiß
Tinct Cinch Co ʒvj
Syr Hemides ℥ß
Aquae ad ℥viij.
C. mag. t. d. m

see page 384

Follicular disease of the throat & larynx, with some tendency of the epiglottis.

Rev^d Mr Haymand, act 32, brought to me Septem 15. 1863 by his brother in law Mr Barker of Wantage, Berks, recommended to me by (Walter R. H.) Mr Weeden Cooke -

Had been affected with sore throat since Easter last, until he caught a cold a week before that his voice had always been good. This was followed by exceeding hoarseness and no power to continue speaking, and has done no duty since then. He can speak ordinarily but cannot raise the voice. Sometimes has pain extending from ear to ear, & he always feels stuffy & full. He caught cold lately in Scotland and was worse still for a while. Genl health good in other respects, no cough. occasional hem to clear the voice - No dysphagia nor dyspnoea. Mr Barker snipped off uvula 11 years ago, for a tendency to cold & bad cough. He is healthy looking -

Laryngoscopy not easy, & well seen by Mr Barker - Extreme congestion, relaxation & some turnefaction of mucous membrane of larynx & that coming the cords - No white appearance to be seen - Epiglottis disposed to be pendant - Follicles enlarged here & there - Fauces in same condition but not so bad as

the larynx - I gave a written opinion for the Bishop of Oxford that he would be cured in from 3 to 4 weeks - as an appointment on the banks of the Thames depended upon his cure -

Applied Sol Tannin to larynx & the fauces -

℞ Ammon Iodid ℈j	℞ Am Bromid ʒß
Tinct Cinch Co ʒiv	Aluminis ℈ij
Syr Hemides ʒß	Glycerin ʒß
Aquae ad ℥viij. m	Aquae ad ℥vj. m
c. mag his die -	Gargle m. & e.

Mr Barber is very much like Mr John Adkins -

Sept 22. Fauces a little better - Shower but arg - & Sol Iod arg to some deep ulcers in the pharynx -

added Tinct Kramer ʒij to gargle - Pt -

24th - Improvement very decided - ulcers of pharynx smaller, mucous mem of larynx less swollen, more pink, & edges of cords becoming white - Iod arg to larynx with a brush, & also to the fauces - His health is better, but a little of the cold remains.

26th Sol Iod arg to larynx & fauces, to the 2 ulcers seen in the sketch, where he used to feel the aching - Cords better seen - Pt omnia -

29th Shower Zn Sulp & Sol Iod arg to fauces - Is steadily improving -

Oct 2 Some little tumefaction of mem above the right vocal cord - Best view of the cords I have had as yet - Applied

In mix made am Iod ℥ß
W Cinch Co ℥vj –

Sol Iod Arg to larynx & fauces Pt gayle –

Oct 5th General clear view of the larynx, epiglottis rising more – cords clearly but trachea still congested – Shower ℥n Sulp and Sol Iod arg to fauces – latter also better, ulcers level – Exercised singing voice on Saturday well –

7th Impinemal still more manifest, & the epiglottis is still more erect – Applied Sol Iod arg to larynx only – & added { 8 gr Sulp ℥inc to Gayle for the faucial denudation –

10th Finest view I have got had, both cords are greyish white, & act well; epiglottis quite erect, its cushion is very salient – Applied Sol Iod arg to larynx & fauces – He chanted bass, at Westminster abbey yesterday for 15 m, & felt a little hoarse after it.

19th On Sunday 11th read 1 lesson in morning & 1 in afternoon without any inconvenience, unless a very little brief hoarseness after each – On 17th at the Piano he could get up to 2 notes higher than on a previous trial – On 18th read 2 lessons in morning, & long exhortation in Communion service & 2 lessons in the afternoon; now & then sang a little in chanting; no inconvenience at all from it – & to day the throat seems stronger and clearer –

Lar 7 parts quite natural, cords beautiful & very good in sounds applied Shower of ℥inc – Iod Arg to fauces – Pt hist et Garg

29th on 25th read 2 lessons & litany & 1 lesson & baptized 3 chil. co.
Thrust a little relaxed from a cold - Sol Iod acy to larynx & fauces.
usual gargle & mix of Iod am ℈j, ulcer in larynx -
W Cinch Co, Hem & Aq - h.d.

Nov 10. Thrust & larynx relaxed from a cold & caught at
Oxford - applied Tannin freely. W Camp Co ℥iv
& sol Iod acy to an ulcer between W Sanguin ℥ij
the pillars - warm HO gargles. Acet Scillae ℥j
Rest & quiet - with all this Nit pot ℈j
his public voice is unimpaired - Syr Acut ℥ß Aq c ℥viij.
c. mag t. d.

Quoted in Ed 2

Dec 10. Voice keeps good, but fauces a little relaxed fr cold -
Sol Iod acy to larynx & Tannin to fauces - goes back to Marlow
Hy am Bromid ℈ij ß Hy Nit Uran ℥iß Sol Tannin ℥ß
W Cinch Co ℥vj Glycerin ℥vj for uvula
Syr Matico ℥iß Aqua ad ℥vj. m
Aquae ad ℥viij. m g. m. & e
c. mag. his die -

Feb 4. 64. He wrote he had been in constant work since beginning
of Decemr, each week adding to the strength & tone of the voice.
April 25 Perfectly well with fine voice. Preached 3 times on
Easter Sunday, besides lessons - Going to marry -
1869
Feby 22 Has been quite well; but his voice is a little husky from a
cold, which makes the thrust susceptible - Larly a little congestion of
mucous mem & velvetty condition of fauces & uvula - Larynx &
epiglottis normal - Hy Pot Bromid ℥ß
Alum ℈j
applied Sol Iod acy & Glycerin ℥ij
ordered it q. 2. days - Aq ad ℥vj m
g. m & e

316 Chronic Inflammation of left thyro-hyoid articulation and ligament –

Mr Raemaekers aged 31. sent to me Septem 17. 1863 by Dr Wright of Somerset St. Has had soreness in left thyro hyoid articulation for 4 months. Not affected when but after eating sometimes, & even without – A sort of knowing sensation. Genl health good in other respects, no sore throat – never feels sore in deglutition.

On exam^n I found Chronic inflammation with some enlargement of the left thyro hyoid articl^n, which was tender –

In a note to Wright, I suggested use of very small doses of Iod pot internally, & Ung of Ext Bellad & oxide Zinc externally every night –

The Laryngoscope showed nothing – He had used Am Brom, Arg Nit, Tannin, Per Cl of Iron, &c –

Impaired vocal power, and extensive ulceration of the fauces and epiglottis after an attack of Diphtheria 5 years before —

Miss Tweed, act about 34, came home Sept 17th 1863 with her brother James Tweed Esq, from Lake Baddow near Danbury, near Chelmsford —

16 years ago had an attack of Quinsey, very bad, ill 5 weeks or more. Had Diphtheria in Decem 1858 & nearly lost her life — Throat ulcer ever since — every change of weather affects the throat & produces small ulcers —

Family rather subject to sore throats, Mr T and his father. Former had a bad throat often & ulceration when young & for years he had glandular swellings —

Miss T's voice goes sometimes quite away, & she has no power to speak, especially in the mornings on rising, mouth is then dry & heated. Ulcer of the throat frequently comes on. Heating herself in walking gives her sore throat; Damp weather does so dreadfully. Dry fine weather suits her well, & she is fond of quiet — Speaking is an exertion & formerly she was a loud & beautiful reader: an hour at a time when weather whose sight is bad — She requires high rooms & plenty of

fresh air - lost a sister last year wt phthisis - Has many relatives Medical men - Cousin in Park St -
General health perfectly good in every other respect -
Feels quite exhausted when this state of throat is present -
Dr Duncan said it was a case of uncured Diphtheria -
Had had almost everything - Is feverish & faint when the throat is affected -
She feels as if a line was drawn across the neck, and a sort of dead pain at the root of the neck. Cheeks flushed & feverish - Very nervous - Has almost constantly to hem, at Church or reading &c, & has to make an effort to swallow - At night itching & dryness of the throat which is worse than the ulcers to her - Has dysphonia -
Inspection showed distinct ulcers in the pharynx & on the left tonsil, with red margins, the mucc: mem: was in a chronic congested state, & follicles seen here & there enlarged -
Laryngoscopy - showed chronic redness of larynx, partial paralysis of the vocal cords, widely separated and with very feeble action, and a large ulcer at the upper part of the laryngeal surface of the Epiglottis, which fortunately was not pendant - This ulcer had red margins and looked very irritable, see sketch - Trachea seen far down &



not much affected. I touched the ulcus in Pharynx and on the epiglottis with a solution of Iodide of Silver, for she had been burnt with the nitrate scores of times –

℞ Ferri citratis ℈iv
Tinct Nucis Vom ʒiiß
Tr Card Co ʒij
Syr aurantii ℥ß
Aquae ad ℥viij. M

℞ Am Bromid ʒß
Aluminis gr x
Glycerin ʒvj
Aquae ad ℥vj. M
f. m & e –

C. mag. his die –

Oct 2 came with her brother & Cousin Mr I. I. Tweed Surgeon of 14 Upper Brook St –

Throat is certainly much better in every respect, sleeps better. Can swallow without pain – But the pulx disagreed ~~once~~ & she fainted once – Laryngoscopy showed the ulcus quite healed in the epiglottis, which was now of a good colour. The larynx was more compact, & smaller, cords not so relaxed, but trachea still easily seen far down – Pain in left side of neck, still severe & very tender, it looked much like general rheumatism –

℞ Am Iod ℈i
Tr Nuc Vom ʒiß
Tr Card Co ʒij
Syr Hemid ℥ß
Aquae ad ℥viij. M

℞ Am Bromid ʒß
Aluminis gr x
Zinci Sulp gr vj
Glycerin ʒvj
Aquae ad ℥vj. M
f. m & e –

320 had found the gargle very serviceable - applied shower ℥ii to larynx & sol Iod acy to streaks in fauces - for the neck - The improvement was most manifest.

℞ Ung Zinci Ox d ℥i
Ext Bellad gr xij
m

21st Throat feels clear & now has speaks better altogether - Looks perfectly well, but feels weak. Larynx is quite normal & cords acting well - Shower ℥ii & Iod acy to fauces
To resume her Stout &c In mix add Spt am aromat ℥ij
& increased diet - make Tr Nuc Vom ℥j -

Dec 8 Voice good, reads out an hour at night but feel weak lately - & very nervous - No ulcus nor inconvenience about throat. Is perfectly normal - Is thinner, & passed a lumbricoid worm - to eat more -

℞ Am Bromid gr xxxij
Tr Cinch Co ℥i
Spt am ar ℥ij
Syr Matico ℥ß
Aquae ad ℥viij
c. mag. his die
m

Jany 28. 64 Had influence, but is better she writes. Pt 1st gargle & Med of 8 Dec wh Br Am ℥iv -

April 5 - Lith Brom ℥i
Spt am aromat ℥ij
Tr Card Co ℥iv.
Syr Mat ℥i Aq ⊙ ℥viij
c. mag. t. - (by letter)

℞ Pot Bromid
Alum aa ℥i
Zinc Sulph gr vi.
Glyc ℥ß Aq ad ℥vj.
g. m & e -

June 15 Has been lately worn out with constant pain & suffering in speaking & eating, she says it has been torture, what with pain at left side of neck, head & ear - Head not clear gets confused - much thinner, tongue swollen & sore. Has excavated ulcus on left pillar & here & there at the root of the tongue - Larynx & voice healthy - No cough -

Continued at page 38 -

Sore throat for 5 years, with a constant irritating bronchitic cough, producing general redness and tumefaction of the entire larynx.

Mr George, surgeon, 1 Preston Pl, Camden Town N.W. Sept 21st 1863
came to me recomd by Henry Smith of Caroline St -
Aged 56 - 5 years ago he broke a blood vessel (no doubt in the throat) and he has had sore throat ever since. It comes on with a violent itching & irritation of the throat, & constant cough - He expectorates a little now. Coughs, strains & retches tremendously on waking at 3 am after his 1st sleep at night - Sleeps well on 1st going to bed - Has no more sleep the rest of the night -
Health out of order from the cough, nerv: mem: gen'y relaxed, that of eyes red - Liver he says wrong -
Marshall of UCH truncated uvula 2 yrs ago, for the irritable cough -
Laryngoscopy showed redness & tumefaction of the cords, & other parts of the larynx, solely from the cough, which is bronchitic - I applied sol Tan to larynx -

& Rx Am Bromid ℥ß
Aluminis ʒij,
Glycerine ℥vj
Aquae ad ℥vj.
M. Gargle m & e -

Refered to in Ed 2

322

1869 Miss Aylward from page 34

Aug 28 She turned up quite well in health but still aphonic, & I found the larynx quite normal, but the Mucc. Memb in subglottis relaxed & flabby - I used spray of Zn wh Clarke -

℞ Zinc &
Alum aa gr xij
Aqua ℥iij M

To be used as spray t.d. wh Clarke for 2 mins -

30th Whisper very much louder - applied a drop of Sol Nit acy to Vocal Cords with my laryngeal Injector - Go on wh Spray & use an Alum gargle -

Sept 1 Repeated Sol Nit acy to larynx with Injector, & carefully regulated her diet, so far as beer was concerned & suppers - Goes into Slough for a few days - Pt spray &c -

A feeling as if something was in the throat, with an cough irritating, associated with some irregular pendancy of the Epiglottis -

Lt Colonel Henshaw Russell, act 51, came to me Sept 22nd 1863
Commands a Dept at Plymouth, and his voice is so powerful & strong that when giving the word of command in the mole below, it has been heard on the heights above -
His mother had a powerful voice up to the hour of her death - (Staff Offices, 7 Osborne Villas.
Has had a Cough for sometime and a feeling as if some=thing was in the throat. He first felt as if a hair of a tooth brush was in the throat. This made him Cough, & matter, blood, &c were expectorated, and he got better. But the cough always annoys him very much.
The "glands about the neck" have been swollen, and a feeling as if a finger was in the throat -
Last Sunday, 20th, he coughed up something, like a piece of stone - ☐ of this size and shape. Two years ago he had a crumbling tooth, & it might be a piece of it. On subsequent exam^n I found it really was a piece of tooth. Both his cough & expectoration have been certainly better since it has been expelled.
His general health has been bad in other respects. One night

a quantity of blood came up, & he was supposed to be phthisical, there were 12 doctors attending him at the time.
Voice has never been affected by his disease, he has much speaking to do out of doors - Has a fine sonorous voice.
He still has the choking feeling in the throat -
Laryngoscopy - showed some tendency of the epiglottis with twisting towards the right side. On lemming or slight coughing, it was elevated, and permitted a good view of the larynx, with a perfect pair of vocal cords. The trachea was normal. at the left side, corresponding to the flexure of the epiglottis backward was a little red swelling with a depression in the centre which must have given exit to the fragment of tooth, no doubt lodged in the fold there in the beginning.



The state & position of the epiglottis and the swelling, explained many of the symptoms suffered, & had much to do with the cough. I applied a sol of Lact Zn with cotton bent to the larynx, & ordered

℞ Ammon Iod 3ij
Tr Cinch Co 3iv
Syrup Hemidesm 3ij
Aquae ad 3viij. M
C. mag. bis die

℞ Am Bromid 3ij
Alumin 3ij
Glycer 3ij
Aquae ad 3vj. M
J. M & R.

He told me he had been examd by the Surgeon of his Regt with the Laryngoscope, & terribly burnt him by introducing it hot. He had not used it on any patient before the Colonel -

The Colonel was recomd to me by Dr Astley of ~~Hastings~~ Dover -

The pain in the neck was due to general periostitis (chronic) of the entire body of the os hyoides, which felt enlarged and was tender -

25th Is better on the whole, swelling in neck somewhat less, cough less, very little to day; and old thoracic pains are gone, together with the last 2 days one he used to have in the left belly -

Bleeds from the nose, & has done so occasy since youth, when he has a cold - His children also bleed from the nose -

Mucus he coughs up, has all along been very tenacious, and at one time was streaked with blood - When in the tropics he never perspired from any place but the forehead & backs of hands -

Lay'g showed a great improvement in the state of the epiglottis & muc. mem. The little swelling was gone & a mere slit left -

Applied a sol 3x Salp wh a brush to larynx, & Iod Ary to some ulcers in upper pharynx behind the velum -

Quoted in Ed 2

1866

January 23. In Times of this day, I read of his death, suddenly, at his residence Osborne Villas, Stoke, Devonport -

Lieut Col Henshaw Russell late Staff officer of Pensioners, Plymouth, formerly of 97th Reg, aged 54.

Follicular disease of the entire throat & larynx for many years, with hoarseness from swelling of the left false cord; congestion of the brain —

Mr Bull, act 55, was brought to me Sept 23rd 1863 by Mr Arthur Firth —

He had has hoarseness since 14th Inst, but has been subject to it for many years, although not for a long while — General health not good in other respects — Has great uneasiness in the throat in front, and at the root of the neck — Has used sol. tut. acy, acid gargles, sinapsms, sucked ice, &c. Gets worse towards night, when the throat gets dry, and it wakens him & brings on palpitation of the heart. He has been subject to a nervous affection as well. Sometimes he has, but at other times has not a difficulty of swallowing. Has felt as if there was an ulcer at the root of the neck, where it is tender. Bronchial tubes sometimes very bad; whenever he gets a cold, N. or N E wind, it flies to the throat. Some years ago had an ulcerated throat, but not now. At night this sensation in the throat brings on a hacking cough, and so on it goes even although taking a little drink —

A little bicarb pot: has done him good last 2 nights —

Can speak only in a whisper on rising in the mornings until his mouth is moistened —

Mr Ferth said Mr Ball had slight congestion of the brain a short time ago & this produced a great amount of nervousness in consequence whenever the throat gets bad - Stomach is exceedingly sensative, and medicine requires to be cautiously given -

Inspection showed remains of old ulcers in pharynx, & tumefac, congestn, & general relaxn of the muc. mem with enlargement of the follicles -

Laryngoscopy revealed the same condition affecting the muc. mem. of the larynx & trachea, only worse than in the fauces - The colour was bright-red, & the swelling of the left false cord so considerable as to obscure a view of the true cord: this gave rise to the hoarseness. Applied a shower Nit Arg most effectually with the aid of the Mirror - This caused some burning, but gave immense relief, for it in a few moments took away the hoarseness and restored a full & strong toned voice -

I applied a sol Tannin to the fauces -

℞ Am Iod ʒß
Tr Cinch Co ʒiv
Syr Hemides ʒß
Aquae ad ℥viij.
c. mag. bis die m

℞ Am Bromid ʒß
Aluminis ℈ij
Tinct Kram ʒij
Glycerin ʒoj
Aquae ad ℥oj.
f. m & c - m

This was a case of long continued follicular disease, extending down to the chest, of years duration, and taken in time will effect a cure -

Sept 28 The first 2 or 3 the cervical glands were enlarged & painful from the Iodide prep^n, which he cannot take, altho he says the Iodpot cured him of his rheumatism some years ago - The Throat & larynx were however very much better, altho he coughed severely last night - I applied a sol of Sulp Zinc to the larynx wh Syringe - & Iod Arg to fauces -

& Ry am Bromid ℈ij
Tr Cinch Co ℥iv
Syr Hemides ℥ss
Aquae ad ℥viij. M
c. mag. his die -

Ry Tr Camph Co ℥ij
Tr Sanguin ℥iv
Vin Ipecac ℥iss
Nit pot ℈ij
Aquae ad ℥viij. M
c. mag. q. 3. h at night -

Pt gargle as before - leaves C. M. for Hastings. Came with Mr Firth -

October 13th His cough is gone, but as the mix caused a little nausea is stopped - The change for the better in the larynx is quite remarkable, a good healthy pink colour very present - No irritably scarcely. Has an occasional throat hem -
Pt Mix am Bom, et gargarisma - Briefly quoted in Ed 2

April 3. 1864 Has been free from cough & sore throat all the winter - but latterly Easterly winds have brought the latter back, & this morning had apponia -

Interior of larynx quite inflamed & swelling & V. C quite red - fauces greatly relaxed -
Shower Nit arg which caused much burning. & Tar to fauces -

Lithii Bromidi gr xvj
Vr Card Co ℥iv
Syr Hemides ℥ß
Aquae ad ℥viij. m

Ry Am Bromid ℥j
Alumin ℈ij
Glycerin ℥ß
Aquae ad ℥vj m

C. mag. his die - f. m & e -

7th Much better, but burning was consid for 3 days -
Sol Iod arg wh brush - pt -

11th Better still - Shower Zinc his - pt -

Novem 30 Has been quite well all along, up 25th when he caught cold at the Theatre & next day had sore throat - Now much congest & swelling within of larynx - Shower Nit arg. wh he scarcely felt -

Ry Plumbi Nit ℥ß
Ard Nit dil ℥j
Glycerin ℥iij
Aquae ad ℥vj.

f. 3 or 4 die

Voice impaired almost immediately -

Dec 22. Sudden Cold wh caught &c 2 days - Much congest of larynx & pendency & under curling of epiglottis - Shower Zn Sulf his & Sol Iod arg to fauces. Pect Mix & Br Am. Al & Glyc gargle.

Jany 4. 65. The Iod Sol last day, produced its inconvenience for 3 days - Nor B cannot take it in any form -
For 9 or 10 days has had stoppage of the nose with blood from it & the back of the [illegible] throat. altho occasly subject to catarrh was never like this & is most miserable at night without sleep.
Redness & excavt of mucous mem in left nostril & of the throat.
Sol Nit arg back of fauces & injn of Sol Zn Sulf up the left nose, & warm water after it.

Ry Am Bromid ℥ß
Tinct Card Co ℥ij
Syr Hemides ℥ß
Aquae ad viij m
C. mag his ter ve -

Ry Pot Bromid ℈j
Alumin ℈ß.
Zn Sulf gr vj
Glycerin ℥iv
Aq ad ℥vj. m

for nose m & e

Continued p 342.

aged 62

The Revd Edwd R. Nares of Wittersham, Kent, Sept 25. 1863

came to me at the recom of some 6 or 7 different persons - He had been spending the last few days at Addington Park, with the Archbishop of Canterbury - The air there was very bracing & he felt better for the change - where he lives, between Tenterden and Rye, (high & healthy, but not bracing) on elevated ground, the climate is relaxing like Hastings - Not far from Romney Marsh - Born 1804 or 5, and aet 58. Has had loss of Voice and hoarseness since last Easter 12 months, the latter constant. Forcible exertion in his Church to drown the noise of coughing brought it on, never suffered a days illness before. 12 months ago was under Mr Bishop who applied Sol Nitrate, examd his chest, & found no disease of lungs - Tried Faradisation under Dr Althaus, but did not give it a chance, as he wanted him to undergo it twice a week - Coughs more than formerly, & feels a little more pain in throat than used to, & perhaps is more subject to cold - Voice is feeble and almost lost in the mornings, he had a most powerful voice at one time, was equal to 3 octaves, worked it hard as a Clergy-

In habit of drinking a bottle of sherry daily -
Mr Terry known him for 40 yrs - & attended him 17 -

man - Now it is hoarse & rough, but low, yet not inan=
dible - But it sounds as if there was obstruction -
Has very relaxed uvula occasionally, and when touched
with Tinct of Capsicum it rises immediately.
Subject to a gouty condition and drinks 3/4 of a bottle of
sherry. At 17 had an attack of Gout and
was cured by Brodie. Latterly taken a
rheumatic type, & has had much colchi
cum. Must keep himself up with wine, &c -

Not a Martyr to Gout, but is never free from it. He has the
atheromatous expression too well marked -
Laryngoscopy showed a pretty irritable throat, with
depression of the epiglottis, gouty ?, and much chronic
tumefacn & redness. Interior of larynx was seen on coughing
&c, & true & false cords & trachea all red and in=
flamed, but no growth could be seen - Fauces also
relaxed, but the disease was not the true follicular -
Applied Sol Nit Arg to larynx, & Tannin to fauces -

℞ Am Iodidi ℥ß
Spt amount
Tinct Cardi Co aa ℥ij
Syr Hemidis ℥ß
Aquae ad ℥viij. m
c. mag. bis die

℞ Am Bromidi ℥j
Aluminis ℈ij
Tinct Kramerii ℥ij
Glycerin ℥ß
Aquae ad ℥vj m
Gargle m &c.

I regulated his diet, & advised Old Irish Whis in place of beer –
Dec 2 Voice much better, now loud but rough, larynx & throat altogether healthier, & his health is good, but appetite poor. Epiglottis is more raised, and the ~~left~~ vocal card was seen white & normal, some irritably still present prevented my seeing the right. Nose full of secretn constantly as if from a cold, formerly NO_5 was applied for a year for supposed polypus but there was none, but Fergusson told him the passage was narrow.

℞ Am Bromid ʒj gr iv
Tr Cinch Co ʒvj
Sp Matico ℥ß
Aquam ad ℥viij. M
c. mag. his die.

℞ Am Bromid ʒij
Alumen ʒj
Tr Kramer ʒj
Glycerin ʒvj
Aquam ad ℥vj.
g. m & e

Shower hit any to larynx – & brush to fauces wh Tannin makes up wh dryness in the throat ..
3rd Still better, irrity less, & voice clearer, appetite improved – Shower hit any to larynx freely – The right card was seen red & congested, whilst the left is healthy –
4th Irritly nearly gone, bare the mirror well; applied Shower of Zinc ter, wh out inconvenience –
5th He said he felt pressure in the middle of the chest as if the mischief was there; what with the atheromatous expression, dyspnoea on ascending hills or stairs &c it is just possible there might be aortic aneurm, in which case it might account for the peculiar harsh or partly laryngeal voice. Yet again it might depend upon

a growth, yet none could be seen; so far as circumstances permitted of a view. Shower of Zn ter. & Pt

23rd General health good, hoops sometimes in coughing - Voice is not louder, but in administg Sacrament it appeared to his hearers as if his natural voice. He moans at night in expiration. It is much more trouble to him at night to speak than ever it was before - Has a sad of able voice. Both cords were seen white - but still there was irrty of the thrust & fauces - Shower of Zn ter - Pt hind el gary -

January 1. 64 wrote to use a handle of spoon to depress tongue

26th In answer to Mr Terry's letter, cogniet about asthma - suggested for Caught Am Br 15 to 20 gr c̄ Tr Hyos ʒss his die - Gayle al ʒss SO ʒxx Gly ℥ss aq ad ℥vj =

April 18 Rec'd a letter, stating he had great dyspnoea at night - & that Dr Cock sd there was some deposit growing in the Larynx - & to day 19th Dr Cock told me he had exam'd him on 3 occasions wh the Laryngoscope & on one he succeeded in seeing a growth thus °○, & a deep insp'n was more difficult than an ordinary one -

20th Vespere - He called on me with Mr Terry, and was stopping at 84 Warwick St, Pimlico -

Continued at page 451

336 Phthisis laryngea et pulmonalis, with oedema of false vocal cords, & ulceration –

Wm Smith ad 34, came to me Sept 25th 1863 with a letter from Mr Francis M Corner, 3 David Place, Poplar. He works at saw mills & exposed to changes of temperature –

Mr Corner wrote that he had tubercular deposit in the front of left lung, which has been quiescent for many months, the throat symptoms commencing with Aphonia without any discomfort further until a few weeks ago when much pain & dysphagia ensued, he now being unable to get down anything but liquids. Unless some relief is afforded he expected soon to find the lung breaking down.

On seeing him, I learnt he had Aphonia on & off 2 years, but continuously lately for last 6 weeks, when the voice has been a low whisper. Coughs in swallowing – Throat feels very sore, & deglutn causes great pain in right side of the neck, at the Thyro-hyoid artery due to inflammn thin – Cant sleep at night – Always healthy & strong & stout up to 2 years ago – Is very feeble & weak, lost flesh lately, & can scarcely crawl. Has taken cod liver oil & other remedies. Embrocations – Tartar emetic ointment &c

Very bad last 6 weeks - Prognosis bad -
Laryngoscopy showed swelling & oedema of the epiglottis, bulged out per sketch, & slightly pendant, as well as of the false cords gradually extending to the true cords, which could be seen white - beyond the glottis I could not see - Deep ulceration was present in the swelling on the right side, not seen in every view -

He was admitted into the Westminster Hospital under my care, & I prescribed

℞ Sem Bromidi ʒß
Sliminis ℥ij
Glycerin ℥ß
Aquae ad ℥vj.

℞ Liq am acet ʒj
Vin Antim ♏xij
Mit potassae gr iv
Tr Camp Co ʒj
Aquae ℥iß - m

Gargle m & e

ft Haust q. 4. h.

Wine 4 oz, Beef tea Oj, Milk Oj &c -

29th He was already much easier & the pain in the neck less, but expects a good deal of frothy mucus. The mixture he found strong, so the Tr Camp was made ʒß - & other things to be continued -

Oct 6th Still Improving, can swallow better -
Next day dyspnoea set in, which was the result of extension of the pulmonic disease, the expectoration was a thin watery yellowish fluid, not rusty. Much gurgling was heard at the

apices of both lungs; and especially in the upper lobe of the left; dulness was marked at the base of this lung in front, and over the greater part of it behind. The voice was now reduced to the merest whisper, and as the disease progressed he could swallow only small quantities of fluid at a time, about one half regurgitating partly through the mouth & thro' the nostrils. On the 8th he was excessively low & passed a restless night. On the 9th he was weaker his pulse 128 small & wiry, & breathing very difficult. He was propped up in bed, & several times expectorated small drachms of thin yellow purulent fluid. He died rather suddenly at 2 pm, got quite exhausted.

10th P. M. Ex. 24 hours after death. Body much emaciated; rigor mortis very strong, mouth firmly closed.

Right lung highly emphysematous anteriorly; posteriorly generally infiltrated with miliary tubercles, in the acute stage. At the apex were 2 or 3 very small cavities, & softening of tubercle. Pleura adherent above. Left lung generally diseased, & almost solid in lower lobe & post^r part of all 3 lobes, from deposit of acute miliary tubercle. In upper lobe were several cavities, one size of a small orange, another of an egg, with vessels crossing them in different directions. They contained some yellow watery fluid similar to that expectorated. Pleura almost entirely adherent, & long tissue broken up above in getting the lung out. Pericardium contained about

3 ounces of clear yellow serum, and the cavities of the heart were filled with red & white coagula, running into the larger vessels. No evidence of atheromatous disease — Rest of viscera all normal except the larynx —

The trachea was much enlarged especially below, and the right bronchus was much larger than the left and started off at a sharper angle. Its laryngoscopic appearance is here represented — The view of the vocal cords from below is also here given, to explain the supra glottic nature of the disease.



Oedema of all the parts above of the glottis, namely the epiglottis, the arytenoepiglottic folds of M. M., & that covering the false cords as far as the ventricles of the larynx. That covering both cords was so to a slight extent, but the ventricles were not obliterated.

The posterior part of the arytenoepiglottic folds, containing especially the arytenoid cartilages formed 2 cushions, thus rendering the action of all the parts either nil, or extremely limited. An oedematous tubercle the size of a pea was found to the left of the epiglottis. This cartilage was quite erect, & nearly 1/4 of an inch thick. Its laryngeal surface was ulcerated in several places, especially at the base of its free portion, and in time had the patient lived, it might have been destroyed. The Muc: Mem: below this to the right side was also much ulcd, at the spot seen during life.

The M. M. on the true cords was also covered with small, minute ulcers — Under the microscope the matter from them contained a number of granules minute resembling those in true tubercle —

Quoted in Ed 2

The Revd T. H. Britton, of Truro - on 29th Sept 1863
came to me with Mr R. Dunn of Norfolk St, Strand -
Has had a sore throat for 20 years, the last 7 or 8 particularly annoyed by it, especially with occasional loss of voice, often occurring suddenly, but he has it always more a less -
General health good otherwise; is a stout man, & suffers from Gout, as his father did before him -
11 weeks ill with gout in January last, but was free from it for 11 years. His father had stone, operated twice by Lawrence, & after passed hundreds by the urethra, probably 500 he said -
He feels a great pressure in front of the chest, & right side of the neck - He feels languid & wants energy sometimes on rising in the mornings - Lately had enlargement of one of his testicles -
He finds it very difficult to read the prayers, some of the words he cannot utter altho he continues on; this is not so in preaching - He has to perform 3 services every Sunday - because the voice is in a different tone In reading the epistle

some of the words are not audible -
All this is attributed to cold in the first instance, and
night reading &c, he can warm & then expand to cold -
Laryngoscopy showed some depression of the epiglottis, and
active congestion of the larynx, vocal cords & trachea
far down. The white colour of the cords was quite
absent - Fauces not specially relaxed, but the pain
in the neck, was in the right thyro-hyoid joint,
probably gouty - His Mr Dunn saw -
I wanted to use a shower bit arg, but as he had to attend
a meeting I used the brush to the larynx -
& sol Tannin to fauces

℞ Am Iod ʒß	℞ Am Bromid ʒß
Tinct Cinch Co ʒiv	Aluminis ℈ij
Sp Hemides ʒß	Glycerin ʒß
Aquae ad ℥viij. M	Aquae ad ℥vj. M
C. Mag. bis die	S. M &c.

October 6th He has had so much harassing work since
being in town that he has not taken mix or gargle -
To day applied shower bit arg & Tannin to fauces
& he left for Cornwall - His voice was tremulous
& rough. I advised Sprit & HO, Claret, &c -

1865 Mr Ball, continued from 331

January 7. Better, but still nose much stopt up, & left side of throat inflamed running up to the ear. Nose is less swallow within. Sol Nit arg to throat & larynx wh brush -

℞ Am Bromid ℈iv
Tinct Card Co ℥iv
c. mag ter Vin antim ℥iß
Spirit Mated ℥i
Aquae ad ℥viij M

℞ Pot Bromid ℥ß
Aluminis ℥i
Tinct Kram ℥i
g. ter Glycerin ℥ß
Aquae ad ℥vi

11th warm HO injections do him good for 4 & 5 hours at a time, but at night is much troubled with nose after 1st sleep - & is sleepless & nervous. Shower ℥ Sulph bis. Sol Nit arg to back of velum & to left nostril; less bleeding & nose is freer -

℞ Am Bromid ℥i
Tr Card Co ℥ij
Aqua ad ℥ij M

one half during the night & the remainder after p. r. n. - to produce sleep -

March 1st Nose well, but sore that on left side & hoarseness since last night - ulcer between arytenoids - Shower ℥ Sulph bis, & Nit arg to left side of swallow when it is sore -

℞ Vin Specae ℥ij
Tr Sanguin ℥iij
Spt Eth Chlor ℥ij
Aut Scillar ℥iß
Syr Senec ℥ß
Aquae ad ℥viij M

Pt last gargle - Some cough -

7th Now much better, but was very ill 2 or 3 days after last visit - Parts looked more natural - Pt omnia - Inhalr wh Weiss Inhaler of Sol Salf ℥ ℈i ad ℥i

c. mag. t. d -

24th On the whole improved, but is little hoarseness in mornings from dryness & relaxn of larynx, but it is not inflamed - nose quite well - Takes the Bicarb of Pot wh advantage - applied Shower Nit arg to Larynx, & brush to left side of throat, & uvula; the last was much inflamed - would take no med -

April 1. Had been bad again, but was better, though hoarse in mornings - Shower Nit arg to relaxed larynx - Had stopped his daily Oj Champagne - Above done with advantage -

Nov 9. Has been quite well from end of April to now - but from a cold has general redness of fauces & larynx, especly swelling of right false card, & red trachea. Shower Nit arg to larynx - Inhalr Spray wh Weiss of ℥ & prescribed it wh clock's of 6 gr sol - Voice husky -

1870

Jan'y 20. In Times of today among the deaths, was:—
"On the 19th Jan, at Richmond, Benjamin Bull, in his 62nd year.
Friends will please accept this intimation."

344 Follicular disease, chiefly confined to the Larynx, with a partly pendant epiglottis, and ulceration around it, good recovery –

The Rev Mr Lane, Wrotham, Kent, act 70, brought to me Sept 30th 1863 by Dr Murray of Green St.
His voice became affected about a month ago, this was followed by cough & was very serious, for there was so much phlegm, the nostrils also were constantly full of ~~pt~~ it, like a catarrhal cold –
He had seen a white looking ulcer at the back of one tonsil, which was cut off by Mr Cock of Guys 2 weeks ago – Not ill more than a month altogether – Dr Hastings passed a sponge down his gullet –
He has now an unpleasant feeling in his throat, with deafness & no taste nor smell, & perhaps all may have originated in the throat – Cough has not gone, & felt a little breathless on walking from the station –
Not usually subject to cough, & it does not prevent him from sleeping. It has not hindered his duty, but the voice has fallen – His present voice is good & sonorous
Is a fine hearty looking man, with snow white hair –
Laryngoscopy showed depression & congestion of the epiglottis especially its upper border, & at its right margin in the

xx they were as large & prominent as cherries & totally disappeared suddenly before he came to me.

2 – 1

fold epiglottic, was a body like a small tumour, seen before by Dr Murray, & may be the remains of an abscess or a distinct growth – It appears that Mr Cock punctured an abscess there & let out a teaspoonful of pus – He had no tonsils at all.xx No operation at present could be thought of, although it had been previously mentioned by Dr Murray.

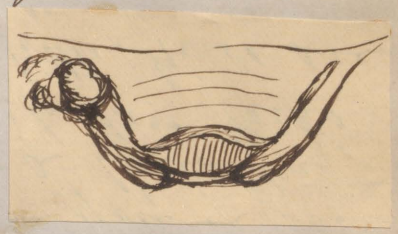

The larynx was much congested, but the cough was mainly caused by the position of the epiglottis over an irritated larynx –

I applied a Sol Nit Arg to larynx & Iod Arg to the fauces. The latter were much streaked & follicular, probably of some years duration –

℞ Am Iod ℈j	Am Bromid ℥j
Tr Cinch Co ℥vj	Alumin ℈ij
Syr Hemides ℥ß	Tinct Kramer ℥ij
Aquae ad ℥viij. m	Glycerin ℥vj
	Aquae ad ℥vj.
c. mag. bis die –	f. m & e

When 7 years old he had scarlet fever & had sore throat –

7 October – In every way better & expresses himself greatly delighted, & that he has found a prophet at last –

Hearing is better, but not taste, & all the general throat symptoms have gone or much lessened – Can walk well & his breath is not short – face of a more natural colour.

Lady showed a surprising change in every respect, congestion less, swelling reduced, and interior well seen – No cough & sleeps well – drinks 4 glasses Part & enjoys it –
Applied Sol Iod arg to larynx & Tannin to fauces –
Cards still somewhat congested – Pt omnia –
His expressions of relief & comfort were very loud indeed –
He wrote to Nares. & said he heard me & say I should cure N –
Oct 12 Still improving, taste better; throat & larynx wonderfully improved; preached & read prayers in a low tone yesterday –
The cough is troublesome at times – Ry
Applied Iod arg to larynx & fauces –
swelling gone in the former –
added to Gargle gr vj Zn Sulp –
& Pt Mixture –

Tr Camp Co ℥iij
Vin Ipecac ʒij
Vit potassa ℈ij
Spl Eth Chlor ʒiiss
Syr Althae ℥ss
Aquae ad ℥viij. M
C. mag. tet ne die –

26th Taste, smell & appetite better, catarrh he says wont go – snuffles & discharge great, & nasty cough & difly of expectn –
Prevents his drinking wine or beer which produces coughing –
The anterior surface of the epiglottis is ulcered on the right base – & one or two ulcers in the hollow in front of it.
Applied Sol Iod arg there & also to the fauces –

Ry Am Brom ʒss
Spl am arm ʒij
Tr Cinch Co ʒvi
Syr Hemid ℥ss
Aquae c ℥viij. M
c. mag. bis die

Ry Am Brom ʒss
Alum ℈ij
Glyc ʒvi
Aquae ad ℥vi.
g. t. d. M

Ry Sol Mur Mang ʒij ℈
Aut Scillae ʒiss
Syr Pap Rhoad ad ℥ij.
c. min. tussi urgente –

30th Expressed himself as quite well, & quite easy from cough & soreness, can drink wine &c - Ulcers on epiglottis healed & altogether better - Perstet.

In mix substit Tinct Quin Co for Tr Cinch Co. on a of appetite - Glycerine & Iod Ann to Epiglottis & Shower Zn to Larynx.

Nov 10 Is quite well wh only the dregs remaining - preached on Sunday last & never better - hem due to a little pendancy of epiglottis. Shower of Zn - To use gargle wh Tr Kram Zij. Pt quinine mix & gradly omit linctus. Quoted in Ed 2

1864 Nov 10. Looked in upon me perfectly well, never ill since last he saw me - cured in every respect - sent him 5 of my cards 16th by request -

1866 January Archdeacon Davys wrote me, that Mr Lane commissioned him to tell me that he had not any throat at all, this X mas

Amy Ellice, aged 19, came to me Sept 29th 1863 from Dr Logan, key under him at West London Hospital -
Had sore throat 12 months, came with a lump at the root of the neck, & has continued to this time. Very bad at night, has dysphagia & the lump comes on the tongue when she speaks much. Cannot sleep well at night because the lump comes up ready to choke her - Health good in other respects - Is pale & anaemic - Catamenia regular - Sometimes gets very nervous & fretful about herself - Has been 6 weeks under Logan - Suffers much from pain at the middle of the chest in front - Brothers & sisters quite well, no cough - It followed upon a cold, & next day there was a lump in the neck as big as an egg.
Now there is only a trace of a lump to the right of the upper end of the trachea, but nothing abnormal is to be seen with the laryngoscope beyond a little depression of the epiglottis -
Voice is good & unimpaired unless when she feels the lump in the neck, & then it goes away -

℞ Am Bromid ʒß
Spt am aromat
Tr Card co aa ℥ij
Syr Simp ℥ß
Aquam ad ℥viij. M

c. mag t. d

Oct 20 Still feels the lump at lower end of the trachea which is tender, but no swelling is there. Examn reveals nothing. Pt Mist c̄ Vol am ℥ij. Pil assaf j his die.

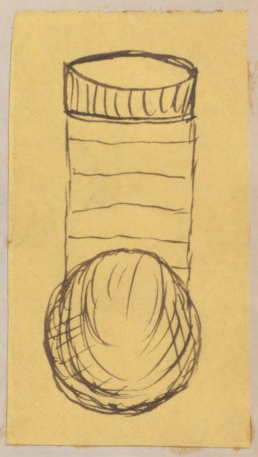

Nov 9. Lump quite visible, size of a marble, & very prominent when the neck is thrown back, its position & distance fr lower edge of Cricoid cartgl is seen in the Fig. It occupies the site of the former tumour as big as an egg. Has felt no g come into the throat lately. Tumour adheres to trachea. epiglottis rather pendent. Pt Mist. Zn Shower.

26th Much better 10 Dec quite well but dysphagia ab solids.

1865 C. mag his die. Spt amount Vol am ℥ij Mist Comp ad ℥viij. H Gent ℥iij

Feb 22 The swelling in neck suppurd in St Georges Hospital & pieces of cartilage came away, & portions of the ring projected. fauces are a little relaxed now as well as M. M of larynx. Is a cicatrix in place of ye tumour

March 7th a distinct depression can be felt in the front wall of the Trachea, as if Tracheotomy had been performed. Health good, but feels a soreness when she breathes sometimes.

350 Hoarseness and Aphonia from chronic laryngitis for 38 years, after small pox. Severe dyspnoea from swelling of the false vocal cords, requiring tracheotomy -

Mrs Ives, a lady aged 60, on Sunday 4 October 1863, I went to see at Tottenham. I reached the house of Mr W. Hall, her Med Adviser at 4 pm, and he drove me to her abode -

Has had aphonia, hoarseness, and laryngeal attacks on and off for 40 years, or at any rate 38, for at 22 she had small pox, and was unfortunately inoculated with the disease which she had it, and the malady was not only very severe but much prolonged (so she told me) and her throat was materially affected, (she had the disease double she said, 14 & 21 days) and much ulcerated for sometime. On one occasion Mr Hall informed me she had aphonia for 2 years, & the voice then returned. Has been hoarse and aphonic now for 4 months constantly, although the former was frequent before that -

I found her sitting in a chair, breathing with some difficulty and with an inspiratory stridulous noise as if there was obstruction. She could speak in a loud and audible whisper, but with some pain, or perhaps

more effort than pain. ~~Had~~ Felt a weight at upper part of the chest, and def. sebilat. pain in the right wing of the Thyroid, & left thyro-hyoid artic^n, latter not so severe as the former. She felt a line of distress across the Thyroid Cartilage. Atheromatous expansion well marked in ears, eyes, face, &c. Much troubled with bile & flatulence. Has attacks of retching which ends in violent coughing and expectoration of bloody mucus, which no doubt comes from the throat, for I was told there was no lung disease which I fully believed.

Laryngoscopy well borne 3 times, and view of disease satisfactory. Had a small calyx oil lamp.

The false cords were so swollen and oedematous that the upper passage was almost closed, and no possibility of seeing the true cords or interior of the larynx excited. A small abscess at the eve of bursting was manifest on the right half of the swelling, as per sketch, same size & form, & quite yellow. This was not one of the arytenoid cartilages.

The case was clear, & the disease was apparently confined to the upper part of the larynx, i.e. above the true cords. The fauces were flushed, patchy & denuded

Some dysphagia with fluids –

in several places – The cough, which she said was sometimes dreadful, began with irritn in the throat, and continued till relieved by expectn of bloody mucus from thence. Does not sleep sitting up in bed.

Prognosis not bad if treatt carried out, & directions followed. Quiet, rest, avoidance of cold, speech, or excitement, all most necessary –

℞ Liq Am Acet ℥vj
Sol ant Tart ℥ij
Pot Bicarb ℥iij
Mt potassae ℈ij
Syrupe Sump ℥ß
Aquam ad ℥viij. m

C. Mag. 9. 4. h.

℞ Am Bromid ℥j
Alumen ℈ij
Glycerin ℥vj
Aquam ad ℥vj. m

f. ter die –

Sol Mt arg (℈j ad ℥i) to larynx 9. 2. days with a brush –

Counter irritn to upper part of neck.

The breath was very sour – As she was able to whisper pretty audibly & distinctly, the oedema does not extend to the true cords, but rather at the margins of both ventricles.

Oct 12th Up to the evening of the 9th she went on remarkably well, when she vomited something that disagreed, this produced an aggravation in the laryngeal symptoms, and she went on indifferently up to Saturday – On Sunday morning 11th at ½ past 2 I was roused up, and rode to Tottenham, and saw Mrs Ives – There was much dyspnoea & noisy breath=

ing, pulse 116 rather weak. Feeble as she was I applied the laryngeal mirror twice and saw that the false cords were much swollen and nearly met. The epiglottis was unaffected. As there was an absence of attacks of spasm, it was deemed prudent to allow her go till the afternoon; and at ½ past 1 I went out again with Mr Holthouse, & we found that she was much worse within a few hours, altho she had been better from an hours sleep. Tracheotomy was therefore at once performed with positively marvellous results. The operation was a little difficult from the great depth of the parts, but was done in a few minutes. We left Tottenham at 20 m to 4.

14th Was rather delicate the day of the operation, but calmed down after, on getting rid of a great quantity of accumulated mucus, and at the present time is going on unexceptionably. Pulse is fair altho rather quick, but that was from excitement. Breathing as tranquil as a baby. We decided to apply fresh tubes on the next visit. No irrn nor inflm now.

17th Had much tenacious phlegm, but otherwise doing well. p 84 naturally feeble. A fresh double tube was introduced to day by Mr Holthouse. Breathing quiet, but can speak low with finger on the tube, & is already breathing a little through the mouth. Prognosis still good.

Nov 29. Has been going on very well up to the 26th when she was poorly from food that disagreed, causing dysphagia pain in right side of neck &c. Has been actually sitting up & walking about her room. Last night she thought something broke in the throat & gave her relief, but no pus was spat up. I found her quiet, pulse 64, breathing easy, expectoration simply mucous, not even coloured. The retching of last 3 days had ceased. She could articulate a distinct whisper without putting the finger to the tube. The muc. mem of throat & fauces was remarkably relaxed, pale in some parts & congested in others. The epiglottis was thin on its upper edge, red posteriorly, and the great bulk of the swelling gone, the true, cords were seen approximated, the left false cord almost normal, whilst the right was still some

what swollen but very much reduced indeed as per sketch made at the time. Much of the expect^n came from the mouth, part from the larynx & part from the space between tongue & epiglottis. I advised applic^n of a sol of Tannin to the fauces occasionally, & the use of Tinct of Matico ℞xx in her mix^s, each dose, for the relaxed condition of the throat.

1864
April 25. Passed an excellent winter, going about on her bedroom floor, and is much thinner but well. Laryngoscopy with

Continued at page 364

Mrs Vernon, a healthy looking lady, on 5 Oct 1863 came to me from Mr Fincham - act about 34 - ruddy complexion -
Had Variola Maj & Jene last, & ever since has had Indigestion, wh pain 1 hour after her meals, with violent spasms - flatulence & heartburn sometimes - No diarr - rather constipated - Has taken brandy & HO to relieve the pain -

℞ Pot Bicarb ℥iij
Int pot ℈ij
Spt Eth Sulp ℥iij
Tr Card Co ℥ij
Syr Zingib ℥ß
Aquae pimentae ad ℥viij M
C. mag. 4 ter die -

℞ Pad gr iv Left gr viij
Ext Hyos gr viij. M
div in pil 4.
1. q. 2. m -

Just returned from Margate - has stopped her beer - Under Dr Rae of Hastings? Her med attd is Mr Webber of Connaught Square -

Hoarseness for 9 months, and some Dysphonia, from swelling of the left false vocal card, and chronic congestion of the larynx.

The Revd Dr Richard Williamson, D.D. act about 60, came Oct 7th 1863 at noon by appointment - Is a patient of Dr Burrows Cavendish Square, and lives at Datchworth Rectory, Stevenage. Mr Paget recomd him to come to me to be examined with the laryngoscope. Has been treated by Dr B for Dysphonia, so he said -

Has had hoarseness since Christmas, clearly originating in a cold in the nose or head. He used the voice for 2 Sundays immediately after, and has not been able to preach since - General health good in other respects, very tall, no dysphagia, but some dyspnoea the last 2 months -

Voice is decidedly harsh and hoarse & weak -

Laryngoscopy easy altho the throat was irritable. Epiglottis was normal, but a fleshy protuberance was seen to project across from the left side as is shown in the sketch and either involved or wholly concealed the left true vocal card. The right vocal card was intact although congested. The larynx did not open

as freely as it should do. Seeing how matters were I requested him to get Dr Burrows to be present at another examination, and accordingly at 1/4 past 3 he came and had a fine, clear and distinct view of what is represented. Dr W in the mean time had eaten lunch, & this permitted of a readier view, and it was found that this swelling was above and perhaps but partially involving the cord, because a portion of the latter could be seen. The trachea was also visible much congested. The nature of the case was talked over by Dr B & myself & then explained to Dr W.

I applied a sol but any with a brush to the larynx — & prescribed with Dr B's sanction

℞ Am Iod ℈i
Tr Card Co ʒij
Syr aurant ℥ß
Aquae ad ℥viij. M
c. may his die —

℞ Am Bromid ʒß
Alumin ℈ij
Glycerin ʒvi
Aquae ad ℥vi. M
f. m & e

℞ Tr Iod Co ℥ß

To paint either side of larynx wh a camels hair brush q. noctu. Dr W was going south to pass the winter at Dr Bs advice, but requested to come to me a few times for local applications to the larynx, before going away — The case although anxious, did not preclude a good prognosis —

If the swelling subsides, and both cords are free, then a speedy cure may be anticipated -
Dr Burrows said the view was finer that Czermak could show upon his own person -
9th The swelling has already subsided one half, permitting a view of both vocal cords, of light carmine colour, quite distinct from the surrounding membrane. The general symptoms are otherwise the same - Applied shower bit acy -
Showed my own V.C. to him & the 2 ladies.
12th Swelling all subsided a left, but the false cord on right side is a little prominent - The edges of the true cords were seen to day white - & more even of larynx tolerably healthy -
Had not used the gargle regularly - Applied Tannin to larynx & fauces with marked relief to the voice - Pt omnia -
He looks my will, & the voice is not so hoarse -
13th Difficulty of breathing in speaking nearly gone - No cough last night - Voice more laryngeal than hoarse -
Swelling all gone from both sides, and no obstruction to the view of the trachea -
Applied 2 showers Sulf Zn to larynx & trachea and Tannin to false cords only - Pt.

14th Applied Sal Sod acy to larynx & fauces -
15th Used shower of Zinc & tannin to the fauces - The view

was good, but the action of the cards seems feeble –
Oct 17 – It would seem that the calibre of the trachea is nar=
rowed – Cards do not come out well – Shower hit. arg –
Appearance otherwise good, muc: mem very healthy –
20th Has been in the country & there is some improvement in the
hoarseness – The larynx is nearly normal, the action of the
cards is sluggish, colour still pink – Applied Elect Galv
direct to them 4 times, & shower of Zinc, with some
decided benefit – also to outside of neck –
21st Examined with Dr Burrows who recognised the improvement &
also in the Voice – The cards stood out better to day from the effects
of the Galvanism yesterday. He was going Ly
into the country (Pershore) for 10 days or so
to make arrangements about his departure for
Spain for the Winter.

Am Bromid gr 32
Tr Cinch Co ℥i
Sp Aqmid ℥ß
Aquae ad ℥viij.
C. mag. t. d. M

Pt Gargle – & take first mixture.
Nov 3 Voice now a soft modulated tone, laryngeal character
altered – Quite clear to all his friends. Exam^d at 9½ am in
the presence of Dr Burrows – The vocal cards were much
more active, & now of a greyish colour, the redness having
wholly gone. The larynx looked healthy, with a little loose=
ening of the membrane covering the right false card occasionally –
Applied a shower of Zinc bis – And as he was to leave

to morrow for the South of Europe, med in concentrated quantities thus:

Am Bromid ℥ij
Tr Cinch Co ℥iv
Syr Hemid ℥ij
Aquam ad ℥viij. M

℥ij in Cy Ag his die.

℞ Am Bromid ℥ij
Alum ℥ij
Glycerine ℥ij
Aquam ad ℥vj.

To be diluted 3/4 wt Aq & gargle M &c.

Dr Burrows prescribed something besides —

1864
May 24 Has returned he says | Quoted in Ed 2

no better — Was examined in Paris by Dr Fournier, who detected a small excrescence on post: part of right vocal card, which prevents perfect approximation behind. This is sketched in the Fig, but has grown since I last saw Dr W. The laryngeal hoarse tone remains —

June 20. Growth more distinct & defined, & cards white as well as it. Galv al fruit, & touched it after with Solid Nit arg — Some irritability from cold, of fauces — | ℞ Pot Brom, Al, āā ℥j Gly ℥ß Aq ad ℥vj. g. + d M

22nd Applied Glycerate of Iodine —

24th Ditto twice — & Galvm some irritability from cold —

27th Ditto twice — Examd in presence of Dr Burrows, who clearly & distinctly recognised the small growth as figd — & as Dr W was well in every other respect, he advised his continuance of local treatment twice a week —

July 1. Surface flatter & excavated of growth — Shower 3m Acet ter — Voice better yesterday —

Continued at page 63 —

362 Commencing Laryngitis with tumefaction of the false cords -

Mr William Carnwell, act 30, came to me October 11th 1863 with Dr Druitt -

A delicate looking person with Aphonia 3 months, coming on suddenly, & dysphagia last few days - much pain & irritability of the throat, now the most prominent symptoms - Aphonia came once before this & got better - dysphagia last 30 days or so, but worse the last 10, although better to day -

Perfectly healthy family; contracted 10 years ago, just married - Following the syphilis 6 or 7 or years ago, was a distinct attack of low inflamy pneumonia or tuberculization of the lung, consequent upon a severe cold. He got better, but has continued more or less ill to the present time. All his symptoms generally commence with symptoms of disease of the blood - liable to fits of diarrhoea & preceding shivering. On 1 occasn had a most violent Haemoptysis & he got better - about 1 yr ago was exceedingly ill, symptoms of acute hectic, shivering, head aches, scanty urine &c, violent sickness. The right lung is tolerably sound, but below the left clavicle is a distinct

solid patch excavated; the whole upper lobe there is in a state of inflamn or tuberculosis. Is better now, disease is quiescent. In hot weather his troubles began, for he then lost his voice, pain & dysphagia followed.

Laryngoscopy – showed a distinct swelling, bright red, of both false cards, tapering towards the edge of the true, the narrow margins only of which were seen, pershetch, and slightly serrated. There was some general redness around & a strong appearance of syphilitic disease. There was some redness & swelling also in the lower part of the left side of the pharynx, where pain was felt in several lowering. Applied a Sol Iod arg to both places.

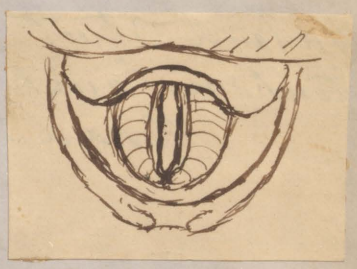

℞ Am Iod ℈j
Tr Nucis Vom ʒij
Syr Hemides ℥ß
Aquae ad ℥viij. m
c. mag. his die.

℞ Am Bromid ʒß
Alumis ℈ij
Glycerin ʒvj
Aquae ad ℥vj. m
Gargle m & e.

Quoted in Ed 2

sunlight, showed the old oedema gone, and a view of the glottis, but still narrow, and the vocal cords of a pink colour. Examn borne very well - advised use of gargle of Br Am, Al &c - Sol Nit Uran & also of Tannin per Rfs

1867
May 26 I visited her, and found her perfectly well in every respect, she is confined to one floor & lives in a regulated atmosphere never under 60°. Has to be careful of attacks of Bronchitis - Sometimes can speak fairly loud, but usually it is an audible whisper. Regulates her diet carefully - Mr Hall & myself took tea with her.

1871
May 15. Has been going on pretty well up to the last 2 mos & for the last 15 days she has been very uncomfortable, with some general swelling of the parts above the tube, which suppurated & burst yesterday. She has a feeling as if a small bone were in the throat pricking her. Larly showed rather a disposition to swelling in the interim, top & round about the larynx, with much secretion of feathery mucus, & great expansion of the wings of the thyroid cartilage to the extent of 3 inches. Air does pass up thrgh the larynx but thro a very narrow space. It is just possible there may be something malignant setting in, as she is close upon 70. Her pulse is fairly good. She can swallow well. Has worn out 3 outer tubes & to day a 4th fresh one was put in. I advised a poultice of bread & water to the sore part above the tube. On 18th I wrote to him to syringe the throat with a gargle of Brand pot ʒß Alum ʒj Glycerin ℥ij Water ℥vj m, & e, the head turned on one side -

1872
May 2 In Times of to day was this :-

On the 30th ultimo, at her residence, West-green, Tottenham, Mrs. ELIZABETH IVES, widow of Mr. William Ives, in the 72d year of her age.

Bronchocele diffused -

Annie Leech aged 14 last May, on Octob 13th 1863
came to me with her aunt -
Health good, but pale, naturally, although stout - Has always had a large neck, but has much increased the last 6 months - no pain nor dysphagia, but at times much dyspnoea especially at night, & severe the last fortnight. Voice unaffected but not strong - Her parents both died of phthisis, & her 2 brothers died infants of the same - Is an orphan living at Camberwell 11 years - Rec^d by Mrs Whickham who died in Guys of Stenosis oesophagi -
Inspection The entire front of the neck, & sides to the sternum are occupied by a large and prominent & uniform soft bronchocele, hard in some places - Has no cough - tolerable appetite -
It measured 14 inches round the neck -
Laryngoscopy showed some flattening of trachea fr ye pressure -
Had used Iod paint &c without effect -

℞ Am Bromid ℈iss
Tinct Card Co ʒij
Syr Althae ʒß
Aquae ad ℥vj. m
C. med. t. d.

℞ Am Bromid ʒij
Adipis ℥ij m
ft ung to be applied to neck n & m -

27th Tumour looser, smaller & not so prominent, 3/8ths of an

In mix made Bromide ℥j & Tr nuc vom in place of the cardamoms —

inch less. Ung is very soothing —

Novem 17 Tumour softer altho looking fuller, her breathing is better, very much so, appetite not so good —

℞ Am Bromidi ℥ß c. med
Tr Cascarillae ℥iv t. d
Am Sesquicarb ℈j —
Syrupi ℥ß
Aquae ad ℥vj.

℞ Hyd Biniod gr x
Adipis ℥ij —
To be rubbed over tumour nightly —

Feb 17. 64. Health & appetite perfect. looks fat — swelling less by 3/8ths of an inch — very soft —

In mix substituted Iod am ℥ß for the Bromide —

1864 May 5th Tumour now 13¼, certainly flatter & not so prominent breathes easier, sings, dyspnoea quite gone — Is stouter & looking well ahead face — At School since age of 4 — To take nothing for a four weeks — Electricity to the Tumour —

July 25. Tumour still smaller & softer, health perfect beyond epistaxis — was 15 in May — Electricity to the Tumour —

Oct 18. Tumour quite soft & doing well. Looking very fat, but has expect^d a few times without cough — Saw her since 25 July —

368 Dumbness from Closure of the Larynx, after Tracheotomy 6 years before for Croup -

Harry Harding aged 12 years, on October 14th 1863 was brought to me with his pretty sister by Dr Sturt - He had Tracheotomy performed 6 years ago for Croup after being ill with it 2 weeks - He has worn the tube ever since, can blow & whistle, but cannot breathe thro the larynx, as the passage is obliterated - His health is perfect, & he is a fine handsome looking boy - Morell Mackenzie had examined him several times, & saw as far as the cords -

Laryngoscopy - Epiglottis quite pendent & flat, but on attempting to cough by putting his finger in the tube, reflex action was excited & the cartilage drawn up a little & permitted of a view down to the cords, which were closed - but no air passed through -

I gave an opinion that something might be done by catheterism from below & perhaps above -

21st His brother told me to day that the tube was inserted by means of a trocar in the 3rd ring of the trachea. From some cause the trocar punctured the pullet, & on removing the tube 1 day, a little milk & water exuded into the trachea through a large fistulous opening, which was distinctly seen. He was then

fed on his back. The fistula remained patent probably a week longer; was very low indeed for some time.

Oct 26 Had a view down to the cords, although the epiglottis is pendant for Fig, & they are quite closed. The tube was removed by his sister, & I used the small mirror in the opening, & found that there was no passage accessible to vision.



Is subject to attacks of bronchitis. Prof Syme saw him 2 or 3 years ago, & said that he believed the passage above had closed up. An account of his case is published by Mr Debenham in the Med Times Oct 3rd 1857.

℞ Am Bromid ℈j
Aluminis ℈ij
Tr Kramer ℥ij
Glycer ~~℥ij~~ ℥vj
Aqua ad ℥vj. m
f. t. d.

Nov 17 Had had an attack of bronchitis. Now better. The epiglottis a little more raised. A little chloroform was given by Dr Sturt, & I then introduced a large gum elastic bougie into the glottis, but it would not penetrate. I then used a metallic one & finally the limb of my ecraseur; but none penetrated far beyond. He was not inconvenienced in the least.

Dec 15. His artist was louder & Epiglot more erect; false cords seem swollen & in facing sounds they moved as if from pressure below. I passed a probang twice in the larynx & met with pretty firm resistance, done with the aid of the mirror.

370 Dr Stout noticed the increased sound as well as myself. I therefore prescribed

Ry Am Bromid ℈ij
Tr Cinch co ℥iv
Syr Matico ℥ß
Aquae ad ℥vi.

c. mag. his die.

There was no sensibility scarcely of the throat, and therefore chloroform was unnecessary. He held his tongue out & remained firm in catheterism

30 June 1864 The pomum is separated in front to its right side, & a space can be felt, the tube probably passes through the cricoid — epiglottis is more erect, & saw beyond the glottis as in fig. There is divarication of the glottis, & the right V.C was distinct but quite pink. left I thought appeared white in one view —

Stricture of the oesophagus 2½ inches down the tube.

Mrs Smith aet 50, was brought home Oct 14th 1863 by Dr Farley of West Malling, near Maidstone, with stricture of the oesophagus –

7 years ago after her confinement of a still born child, during which she had to strain a good deal, dysphagia commenced. It has been getting worse the last year. No solids are now swallowed. Fluids will go down with caution, or taking small quantities at a time, this I saw her do. No dyspnoea nor dysphonia. General health is remarkably good in every respect. As the sensation of obstruction was felt to be in a line with the hyoid bone Dr Farley thought the Laryngoscope might throw some light upon it.

Laryngoscopy showed the larynx normal. and 2 fleshy tubercles on the right side of the epiglottis. ○○ – but no actual disease. I passed a sponge probang down the oesophagus, & through 2 contractions by gentle pressure. There was a good deal of spasm, for it was firmly held on drawing it back. The obstruction was 2½ inches down the tube. She swallowed better after this & took

a great gulph of water without difficulty - I advised dilation by the use of bougies - & prescribed to absorb any submucous deposit -

℞ Am Bromid ℈iv C. Mag. t. d.
Tr Card Co ℥iij
Syr Simp ℥ß
Aquae ad ℥viij. M

The case was satisfactory in the passage of the bougie in probang.

Quoted in Ed 2

Consumption, with a very irritable and harassing cough, depending upon ulcers in the larynx; great relief by care of the latter.

Captain G. W. Vanderbilt U.S.A., Oct 14th 1863 came to me direct from Paris, about his throat, as his brother in law, Mr Daniel Torrance wrote me, that the Capt had heard of my celebrity in the diagnosis and treatment of throat diseases, and fancying himself that his trouble is mainly in the throat. He has been under the special care of Dr Churchill in Paris (hypophosphites) the past 3 months. Dr C told him his lungs are healing, and that his present condition is better, but his cough does not lessen and his friends & himself too (Mr T) thinks) find or fear that his general condition is worse, and are inclined to believe that a more genial clime and kind nursing is the best treatment for him now.

Capt V told me his case, of his travels for health, in the Dutch E. I. & elsewhere, & that the disease set in some 2 yrs ago from exposure in service.

He had a constant irritative cough, almost without cessation & had showing much mischief within. Laryngoscopy was well borne & the view good.

Mucous Mem quite pale & anaemic. a deep ulcer was found on the right false card on the border of the ventricle; and 2 or 3 on the left false card; none on the true.

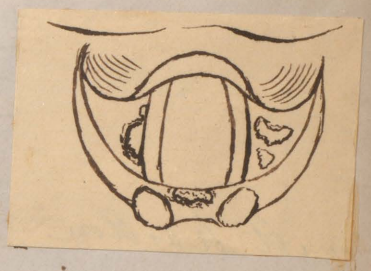

The Mem was also relaxed, altho the voice was stony. He had been at one time a stout man but now very thin & pale.

Dr C told him his disease was not equal to the cough. Shown of Zn to the ~~fauces~~ larynx & Tannin to fauces.

He had had the sponge frequently & remarked upon the comparative inconvenience of my topical plan.

℞ Tr Camp Co. ℥iij	℞ Am Bromid ℥ß
Acid Scillae ℥iß	Alumen ℈ij
Spt Eth Chlor ℥ij	Tr Kram ℥ij
Mt pot ℈ij	Glycerin ℥vj
Syr Althaeae ℥ß	Aqua ad ℥vj.
Aquae ad ℥viij. M	f. m & e. M

C. mag. t. d. cough 1½ years.

Stopping at the Great Western Hotel. He had all the usual signs of phthisis, with night sweats &c

15th He said there was a decided improvement in his throat, for he felt it more comfortable, and his cough was very much less, & he expectorated easier. Slept some hours in the night which he had not done for some time. The ulceration in the right side of the larynx was diminished one half

& there was a more natural appearance about the Muc. mem of the larynx & fauces — Pt omnia —
Shower of Zn again — & Tannin to the fauces —
17th Still improving, cough & expect less, sleeps better — Ulcers all healed except those on the right side, which are reduced to a mere slit — Applied Shower Zn bis — & Tannin to the fauces —
He sd he used to vomit all his meals up to the day he saw me when from my first applicn this wholly ceased — Muc. mem of larynx & fauces not so pale, & assuming a good pink colour —
In Rx made Acid Scillae ℥ij
Eth Chloric ℥iiß — q. 4. or 6. h.
18th Ulceration quite healed up — And as there is a difficulty in cutting the phlegm — made Tr Camp Co ℥iv
& added Tr Sanguin ℥ij —
Sleft even better last night than usual —
Applied Shower Zn 3 times & Tannin to fauces —
19th Good view of throat, all is normal — yet shower Zn bis & Sol Iod acq to fauces — sleft 6 hours last night —
20th Thrust well, cough less, & altogether much improved — Enjoined a nourishing diet, which had never been used by him
Left to day for Paris — Shower of Zn bis, & Tan to fauces

Quoted in Ed 2

Acute laryngitis, with disease of the lungs and heart; peculiar condition of the epiglottis.

Mr Samuel Rhodes act 36, residing at Kirkburton, near Huddersfield in Yorkshire, I left home Dover at 9½ pm of Oct 15th 1863, per Kings Cross. I reached Manchester at ¼ past 3 am of 16th, started for Huddersfield at 5, and reached Mr Rhodes, who had sent a carriage & pair to meet me, at 7 o'clock. His medical attendant Mr Joseph Lockwood, of Kirkburton had previously been about him.

He had been subject to a cough for sometime, and throat disease for upwards of a year, very bad a few weeks ago, when the obstruction was so great that oedema of the glottis was correctly diagnosed by Mr L.

The most urgent symptoms passed away, yet with the cough & larynx together his state was critical in the extreme. He had been seen by Dr [illegible] of Manchester & others, without benefit I was told. He advised him to spend the winter in Egypt.

On my arrival, I found Mr Rhodes to be a thin spare person, pale & wan, with a decided laryngeal voice yet no dyspnoea, as the spasms had ceased some

2 or 3 days - His breathing was hurried, & on placing my ear all over the chest, I found evidences of disease at the back part of the middle lobe of the left side, where a few rales were heard of softening tubercle - The other parts altho not decidedly healthy were tolerably clear - His pulse was 142 exceedingly weak - He was coughing a little now & then & expectorating a mixture of white frothy mucus & pus - He had been subject to former attacks of rheumatism & there was the remains of old peri and endo-carditis -

Laryngoscopy was done with the aid of a good moderator lamp, as Mr R sat on the edge of the bed. The mirror was pretty well borne 4 times, and the state of the larynx fairly made out. The epiglottis was pretty pendent, bent in the middle & an acute angle, its dorsal surface being quite red & denuded of epithelium in several places, as per sketch - The interior was found to be unobstructed, and the true cords were seen, covered, & the false were swollen - This Cast was well seen on the 4th examination - The dorsal surface of the epiglottis was a particoloured thing, a mixture of deepred, pink & white - The inner rim of larynx generally pale & relaxed, the uvula projecting forwards - quite shiny & moist - tongue furred yet a

thick dark colour. I applied a solution of the Nit arg to the interior of the larynx with a brush, and afterwards sent some spray down the trachea; this did not even cause a cough, but he felt some heat after it. I requested Mr Lockwood to repeat this every other day.

I now prescribed a mixture & gargle.

℞ Tr Camp Comp ℥iij	℞ Am Bromid ℥ß
Acet Scillae ℥iß	Alumin ℈j
Spt Eth Chlor	Zinci Sulph gr vj
Tr Veral Viride aa ℥ij	Glycerin ℥vj
Nitratis potassae ℈ij	Aquae ad ℥vj. m
Syrupi Althaea ℥ß	
Aquae ad ℥viij m	g. t. d.

c. mag. q. 4. h

To continue glycerine he was already taking. Omit other med. To have his arrowroot & hartwine, chops, & other nourishing diet. I advised his very early departure for the South of Europe, & mentioned Mentone. This he consented to do. My Prognosis was good if he went away quickly, but he was liable at any moment to an exacerbation of the chest complete & of course then the throat.

He told me privately when younger he had gonorrhoea twice & syphilis once, but I said they had nothing to do with his throat malady. The epiglottis certainly had the appearance of girl recovering from oedema. On leaving I

(My own demand.

was paid my fee of £95 " 0 " 0, at the rate of ½ a guinea a mile p

Oct 22 Sick after Med. Low muttering delirium wh picking of bed clothes, wants to get out of bed, p. & R very quick, talks incessly to himself, but when roused answers questions rationally.

Takes well milk, arrowroot, beefteа, Tapioca pudg, champagne & Brandy

℞ Liq am acet ʒiv
Vin Antim ʒss
Tr Ver Virid
Spl Eth Nit aa ʒij
Syr alth ʒss
Aqua ad ℥viij. M

℞ Quin disulf gr v his die wh enema of starch -
Pt Gyam - Stims & diet -

Evidently symptoms are Typhoid.

Quoted in Edit 2

a.a. The false cords
b. The denuded & pendant epiglottis
c.c. The anterior cartilages
d. the back of the tongue —

Dec 25. 1864

The Pudding, a large dble one, was ruined by their putting in Crude lemon peel instead of other, & all, & too much suet - so that I had only some the day it was made.

Colonel Walker - Continued from page 311 -

Oct 17. 1863 - Larynx & epiglottis quite normal, indeed the latter has assumed its natural erect & straight position, for Fig. cards fine & white - Cold sensation is much less, & also the feeling of a loose body in the throat - Shower of Zinc, ter. Sol Capsicum to the fauces - Pt omnia -

19th The sensations are less & less & not felt at all in day time - Larynx quite normal - a little dry on epiglottis -

℞ Am Bromidi ℈ij	℞ Am Bromid ʒß
M Cinch Co ʒiij	Olaminis ℈i
Syr Hemidis ʒß	Glycerinum ʒvi
Aquae ad ℥viij. M	Aquae ad ℥vi. M
c. mag. bis die -	f. M & e

Presented him wh my Pam which he said he would send to Dr Killery

Shower Zn ter - & Sol Cap to the fauces -

21st Cold sensation &c less, & very little secretion of phlegm last night & yesterday. Read aloud for 2 hours last night without inconvenience; used to get hoarse formerly -

Shower Zn 4 times & Iod Arg to the fauces -

24th Goes now the whole night without these sensations, & formerly they were found all night wh much secretion of phlegm - Parts nearly quite natural - Shower Zn 4 times & Tannin to fauces -

uvula a little relaxed - but feels & looks well.

Oct 31st With the exception of the merest trace of the cold, he is quite well, & the laryngoscope showed him to be cured -
Shower Zn ter - Sol Iod arg to sheaks - omit mix -
Pt Gayle ocy -

Quoted in Ed 2

June 27 - Irritation & cool feeling from Pomum to root of neck - Spits a good deal q. wave - like a big oyster, wh bite stuff in it - general health & appetite good - little languid & weak - not so strong & robust - raw tickling feel as if something was wrong - & depresn of spirits, not able to read or speak aloud for any length of time, without getting hoarse -
Trachea relaxed & congested & aft laynx - V. C. normal
Uvula acuminated - Sol Iod arg fauces, & Shower Zn bis -

℞ Sodii Iodidi ℥ß
Iodae Bicarb ʒi
Spl & Sm Aromat
N Carb co aa ʒij
Syr Hemid ℥ß Aq ad ℥viij m

℞ Uran Nit ʒi
Acid nit dil ℥x
Glycerin ℥ß
Aq ad ℥vi.

Cayt mag bis die - p. m &c

Dr Alison pd his lungs & heart quite normal -

29th Is certainly better in every respect. & much benefitted -
Shower Zn bis, & snipped off point of uvula - alternly wh 1st, C. mag bis, semel - m

℞ Bicarb Quinit gr 36
Iod Bicarb ʒi
Acid Hydrocyan dil ℥ 18.
Inf Gent ad ℥vi.

July 2. Every inconvenience has gone, including tickling & hoarseness, except the cold feeling in the trachea - as there was a little congestion, Shower Nit arg to laynx & Sol Iod arg to fauces - Pt omnia -

5th Blk expectn ceased, not so thick nor so much - Cold feel remains not now troubled in night by cough & spit -
Shower Nit arg bis - Sol Iod arg - Pt -

Continued at page 393.

Incipient Follicular disease of the throat and Larynx in a Barrister.

Mr H. Edgar Tidy, 38 Ampthill Square, act about 27, came Oct 19th 1863 in the evening, recomd by Mr Archer - is Barrister - Cliffords Inn

In March last had a violent cold & cough; the uvula became elongated, & he is constantly swallowing as if something was present at the back of the throat, & therefore the stomach fills with wind & he has a constant pain in front of the chest. Health good otherwise, excepting fearful (so he says) indigestion. Subject to headaches - never had rheumn - no cough - but expectorates a good deal - Looks well & healthy -

Lar. revealed great irrty of the fauces & retching, with incipient follicular disease of the throat & larynx - all the parts red & follicles dotted out - epiglottis becoming pendant. Uvula elongated its terminal end being muc. mem. thus

Applied Sol Tannin freely to larynx & fauces, & ordered

℞ Am Iodidi ʒj	℞ Am Bromid ʒß
Vi Cinch Co ℥iij	Alumis ʒij
Syr Hemid ʒß	Vi Kram ℥ij
Aqua ad ℥viij. M	Glycerin ʒß
	Aqua ad ℥vj. M
c. mag. his die.	gargle t. d.

In time this case would have become active follicular disease like Clergymans sore throat.

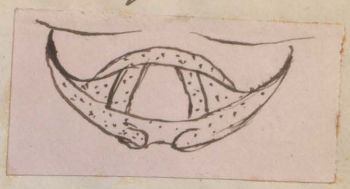

24th already much better, the mus mem firmer, uvula more retracted - general redness of larynx & fauces less, follicles not so prominent - Spoke to have yesterday, wh a little hoarseness after it. Subject to great heart burn -

Sol Tannin to larynx & fauces - P/ hiex &c -

Quoted in Ed 2

Mary Harroway, single, act 29, came to me Oct 21st 1863 recomd by Mr Ernest Hart. (she came to the Westminster Hosp yesterday & I made her come to my own house as she lived near.)

Hoarseness for 10 months, sometimes better & worse - commenced with a cold, but used to be hoarse even before this attack. Never lost her voice, sometimes dysphonia. Generally has a cough, health not good in other respects. At one time belonged to a Musical Society & has not been able to sing for 9 or 10 months. Could go up to E. Used to sing occasionally at the Handel Festivals the last few years - Mother died when a child - Father alive & well -

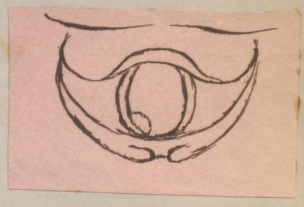

Laryngoscopy discoloration, dull reddish, with thickening & narrowing of the vocal cords, & imperfect action; small growth below the right vocal cord, behind, per Fig - no whiteness of cords. Larynx small but otherwise normal -

No dysphagia nor regular dyspnoea; sometimes has a pain & feeling as if something was pressing on the front of the trachea - Voice a harsh sound, sometimes low yet always to be heard -

390 C. mag. t. die – Ry Am Bromid ℈iss
Vr Mucilaginis
Vr Card co aa ℥ij
Syr Hemid ℥ss
M Aqua ad ℥viij.

Prognosis apparently good

27th Is certainly better, the pressure on the throat is gone & the hoarseness is now of a laryngeal tone, not so rough & at times voice is clear – Sol Nitrary wh brush –

Nov 11 She was here a week ago & was still better – to day the cards are still red, & sluggish and applied Eledly also to them 4 times, wh but little feeling from her –

19th Voice is certainly stronger – redness of cards less, but the posterior part of the left is sluggish thus,
am not prepared to say from ulceration –
applied Sol Nitrary wh brush – Cough rather troublesome
made Br ℥j
Changed Card for Camp & Hemides for Matrix –

30th Med as altered has proved very beneficial –
Cards quite white, but left still defective – Expand to draughts of air.
Am^a Inhal^n bis, Shower Nitrary. Ry Hyd Bimiod gr v Adip's ℥j – for wh q. n

Dec 7. Cards much more active & broader, both indeed –
Inhal^n of Am ter – Shower ℥n bis – Pt Mist.

14th Voice quite strong, & hoarseness gone – Larynx quite normal, but left card sluggish – Shower Cap –
Phthisis of left lung – Ol Mark ℥j bis die

29th Pot Iod ℥ss Syr alth ℥j
Vr Cinch ℥vj Aq ad ℥viij. m C. mag. bis die – To take

milk & rum before breakfast &c –

Jany 8. 1864 – Voice getting bad again from a swelling in left side of the larynx, above the past part of left cord & back of larynx –

18th Chest stuffed up, but larynx is better – Sol Iod arg wet & sent her to Dr W right to be examined – Pt mis –

23rd Is ~~much better~~ – swelling less – Pt mis –

Feb 1. Greatly better, but swelling still prominent – Milk does her good – Sol Arg Iod to larynx & Ry Am Bromid ℥j Glycerin ℥ß Gargle m & e Alumis ʒij Aqua ad ℥vj.

11th Sol Nit arg et Hgd – 24th Ry Tr Camp Co ℥iij Syr Gelt ℥ß Tr Sanguin ℥ij Aqua ad ℥ß. Acet Scillum ℥iß

24th Cough bad, & slight cold grinding & crepn left lung – Spt Eth Chlor ℥ij c. mag. t. d.

March 10 Cough better – Shower Sol Nit Ferri.

21st Idem – Sol arg Nit Hgd – Pt – Pt

April 2 Idem – Pt Mist et Ol – 16th Sol Nit arg et Hgd – +

26th Pleurisy of left side – E. L. May 10 Larynx nearly normal –

July 19 – Going to the sea side – Larynx nearly normal – both cords easily seen – Voice at times hoarse & rough –

Impaired nervous power producing Aphonia for 12 months —

Mr Thurston aet 27?, brought to me Oct 21st 1863 by Mr R. S. Carter, 7 Upper Fitzroy St, Fitzroy Sq.

Has had Aphonia 12 months, for which Galvn had been used; bad cough; dysphonia in whispering; no dysphagia nor dyspnoea. Nothing unusual about the chest. Delicate looks phthisical. General health better than it was fr Fer Iod. Venereal 7 or 8 years ago, fol^d by sore throat. Had Spermatorrhea some months & cured by the Fer Iod — Throat not dry —

Laryngoscopy revealed general redness of mucous mem of the larynx, especially of the cords, which lay flat against the sides, from impaired power. They seemed thickened as well —

℞ Am Iodidi gr 32	℞ Am Bromid ℥ß
Tr Nucis Vom	Alumin ℥ij
Tr Card Co ana ℥ij	Tr Kramer ℥iß
Syr Hemid ℥ß	Glycerin ℥ß
Aqua ad ℥viij. M	Aqua ad ℥vi. M
	f. m & e.

fauces & uvula a little relaxed — Shower nitrary to larynx, which was done by Mr Carter holding out the tongue, whilst I passed in the mirror & pulverised together because of the great pendancy of the epiglottis. & it was only during caughing that I could see the interior of the larynx —

Referred to in Ed 2 —

Colonel Walker continued from page 385

July 8 Expectorates only once in night ~~[illegible]~~ & sensation of cold less - Epiglottis a little relaxed - Shower Zn ter - Sol Iod acy ~~to~~ fauces - Pl -

{ Pot Bromid ℥ß
Alumen ℈ij
Glz ℥ß Aq ad ℥vj
f. alterly wh other -

16th Has been down to Liverpool. Expon cleared - but has a feeling in swallowing as if something was there - Cool sensation still present. Thrust & larynx much improved. Shower Acet Zn quater - Sol Iod acy to streaks in fauces - Pl -

18th Cool sensation is less - Larynx & thrust almost normal. Shower Acet Zn 4 ter - Sol Iod acy to fauces. Alum in gargle ℥j.

22nd Stoppage sensation in swallowing and coolness of trachea is less. Epiglottis looked perfectly normal, not even a red vessel to be seen; its colour was of bread, & was almost completely elevated - Shower Acet Zn quater - Sol Iod acy to fauces - pd omnia -

August 2. Slight cold fr Railway draught, wh congesn & relaxn of ye larynx - Shower hit acy bis & Sol Iod acy. Pl om.

6th Wonderfully better. cool sensn less since last day - still feels a little spot troublesome - parts almost normal - Shower as begun of hit acy - & Sol Iod acy to fauces - Pl -

9th Is quite well, but little of the cool sensation & feeling of phlegm; altho he expectorates nothing - parts seen

quite normal in mirror & even. Shows but any his -
Sails next week to Canada in one of D. M. Steamers -
To omit omnia on sailing, but to resume pastes if necessary -
& ultimately medicines - pronounced him cured -

Anaemia of the larynx & body generally, with some weakness of Voice & Chest, & an occasional hem.

Dr Cahills sister in law came to me on Oct 22nd 1863 with the Dr for my opinion as to the state of the larynx.
The Dr lives at 9 Albert Terrace Hyde Park.
She was about 58, lived in Ireland & had been attended by Dr Carrigan & Dr Hudson of Dublin. Formerly digested the rich. swallows fluids, but it causes a sharp pain, but nothing solid or tough can be got down unless well masticated small. Tender mutton & sweetbread can be got down.
Liable to dysmenorrhoea, which has reduced her much, made her pale & weak; but is better from the change of air.
Lately taken steel, &c & has good diet. & Dr was anxious to know the state of the larynx from there being a little hem.
Laryngoscope showed it to be perfectly normal, but the mucous mem: was pale & anaemic, with the vocal cords widely separated, anteriorly & posteriorly.

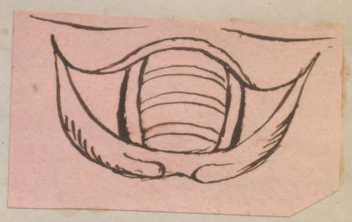

There was nothing for me to prescribe.

Referred to Ed L

Mr Patterson, act 48, came to me October 22nd 1863.

Feels pain at bottom of the right side of his neck and top of shoulder, mostly at night, slight dullness only during the day; has no sore throat but a thickness about it. Has a sail of rumbling within the chest, not mind, a throbbing feeling which is not palpitation of the heart; has dryness at top of the throat; sometimes a slight momentary headache. Sometimes a sad of faintness for an instant when passing off to sleep which wakens him - wakes with great perspir^n. Has a tightness across upper part of the chest on putting on his boots in the morning. Has a taste of blood in the mouth & throat & he spits some blood in the basin, both without no cough nor effort - No dyspnoea, breath occasionally short at night on waking from dreaming or in perspiration; often has bad dreams, of quarrelling, fighting, &c. Limbs have wasted; has aching of the ankles, numbness of the feet & hands, inclining sometimes to pins & needles. Stimulants after dinner causes dulness. Has had Rheum^m. No cough. Throat always red at night, & sometimes swallowing is thick. Mr Weaver at Stockwell ordered him to

Margate 2 weeks. Has taken Tonics, especly Phos acid dil
p Dr Gull - habits temperate - Bowels regular - Urine normal.
Genl heart, faculties, appetite & digestion good
Under treatt for sometime, but has been this way for 2
years.

Laryngoscopy showed redness of teacher & larynx but not of
cards; & some congestion & relaxation of the
fauces - applied Sol Tannin
there - Claret c. mag bis die -

Ay Am Bromid ʒß
Tr Cinch Comp ʒiv
Syr Hemides ʒß
Aquae ad ℥viij

Takes beer for dinner & also for supper -

Mrs Slade, aet 63, I called on, on 21 Oct 1863 at 5 Bridge Ter. Harrow Road -

Phthisis of left lung & post part of right c Asthma -

℞ Tr Camp Co ℥iv — iij
Acet Scillae ℥iiß — ij (Dec 7)
Vin Antim ℥ij — 8/
Mt pot ℥ij
Glycerin ℥ß
Aqua ad ℥viij. m

Liq Hydrog peroxyd ℥j ex aqua
Cach min ol Mont his die -
C. mag. q. 4. h -

30th Is so much better in every respect - cough easier - appetite increased - &c pt -

Nov 9. Has had some diarrhoea - for wh Pulv Cret Co c Opio ℈j q. 4. h more ordered -

25th has been better, but a return of diarrhoea yesterday. & today ordered 6 more powders -

Dec 7. Diarrhoea had up to 2nd & then stopped - In mix omit Ant - 15 m Chlorodyne at night.

1864 & put Tr Lobel ℥iij.

Feb 1st Has passed white casts of portions of the bowel for some time, in fact croupy exudation, dysenteric, wh pain. Chest & breath is better when thus affected -

℞ Plumb Acet gr xviij
Pulv Opii gr ij
Ext Conii gr xij
div in pil 8 - m
1 his die ex Decoc Belae ℥ß -
of latter ℥viij. m

Oct 18 Prescribed " Pectoral Mix per Mrs Petrie -

Follicular disease of the Throat and Larynx -

Mr Gosling act 30, was brought to me Oct 28th 1863
by Mr Tyson of Folkestone -

Has had sore throat for 4 years, chiefly troublesome in the morning, when he expectorates Fals oz of thin slight mucus; worse on colds or errors of died - Dysphagia with phlegm only, constant hem & secretion more like white of egg, slightly tinged with blood at times as I saw to day - no habitual cough - Has talked thick & husky, general health good - Has a fine beard & moustache -

Laryngoscopy - showed great irrity of the fauces & throat - The entire muc: mem: of the larynx, vocal cords, & trachea red & congested, & follicles enlarged, pouring out secretion especially from the ventricles - This was also in the fauces - Applied Sol Sod Arg to fauces, & to fauces Sol Tannin -

Ry Am Sod ℈j	Ry Am Bromid ℈ß
Tr Cinch Co ℥vj	Alumin ℈j
Gr Hemid ℈ß	Tr Kramer ℥ij
Aquae ad ℥viij.	Gr Gum ℈ß
M	Aquae ad ℥vj. M

c. mag. bis die -

Gayle m & e -
nil t. die

His diet was regulated - Inhabit of drinking beer &c & smoking at night -

Feb 3 Rev Mr Bullock told me that Mr G. was very much better

404 Weakness in Singing, especially of the middle and upper notes - after measles - from Impaired nervous power and ulceration of the velum & pharynx -

Mrs Inverarity act about 26, on Oct 29th 1863 was brought to me by Dr Cahill with her mother - Wife of a Commissioner in India & was out there 6 years - married at 16 - hot climate agreed well with her, beauty good there. Is pale - had Measles in April last, although she also had them when a child - was a delicate child - No cough after, but repeated attacks of sore throat, ulceration of tonsil &c - Had steel - Went to Ems and was better, back a month - She has to sing under the usual voice, and has a difficulty in getting out the notes especially the middle, from a feeling of general weakness of the chest, but no soreness of neck or throat - The high notes she can manage although weak with them also - Throat often relaxed - An accomplished singer - Laryngoscopy showed a beautiful Chest, with weakness of the action of the cords, & a little irregularity in the action of the left, during a singing note - The sketch shows their position. The approximation was fair but not perfectly uniform -

Applied a shower of Sulp Zinc lies - & Sod acy to an ulcer on right ~~left~~ side of Velum &c

By Am Bromid ℥ß
Alumin ℈ij
Glycerin ℥ß
Aqua ad ℥vj. M
g. his die -

There was small ulceration at the back of the right velum & on the velum itself there.

Nov 10. Voice is stronger & she is much better. The singing voice is rusty from want of practice. The middle & low notes are she says first rate, but cannot do the ℥ upper notes - Laryngoscaly showed both cords acting evenly & uniformly during sounds & high notes. Gave her permission therefore to practice daily with moderation - To some streaked ulcer in the pharynx, rt & left sides applied Sal ~~Sol~~ Arg. & Shower ℥ to cords.

By Am Iod gr xv
Tr Cinch Co ℥iv
Syr Aurant ℥ß
Aqua ad ℥vij
c. mag. his die.

1868
Feb 12 Dr Cahil told me she was quite cured, & sang beautifully.

Aphonia from tuberculous ulceration & chronic oedema of the false cords, associated with Phthisis in the third stage -

Miss Charlton act about 34, visited October 29th 1863 at 8 Vicarage Gardens, Church Lane, Kensington, in consultation with Dr Cahill -

She has a cavity in the left lung, but gives cut. expect much but chiefly from the throat - dysphagia with fluids & throat very sore - much wasted - fauces relaxed, uvula long, a deep red ulcer in pharynx extending almost to the periosteum, from the white colour at bottom -

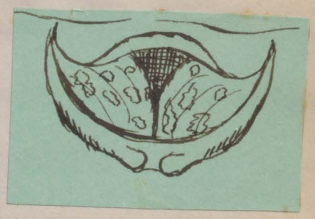

Laryngoscopy showed swelling of the false cords which met behind, permitting a view of the true cords, and covered with numerous small ulcers. These & the swelling of the cords gave rise to the dysphagia wh fluids, but not soft solids - Aphonia had been present for some months as well as the sore throat - Applied Sol Zinc to the pharynx bis, & a shower bis to the larynx, well borne, with smarting but no pain.

℞ Am Bromid ℥j Glycerin ℥ß gargle m & e
Alumen ℈j Aqua ℥vj
Zinci sulph gr viij did not write but told it to the Dr -

Quoted in Ed 2

1866
April 25 Dr Cahill told me that my treatment healed the ulcers up,

and she could swallow well after - She died 3 years after of Temper he said -

Mr Lent, act 30, came to me Oct 30th 1863 with Mr T. Carr Jackson –

Had been under him some years for sanctuary, of which he was well, excepting a curious sensation in left side of neck & fauces, running up to the left ear, which Jackson thought might be alcer^n near the Eustach^n tube. His hair was grey & whiskers black, exceedingly nervous & weak –

Lady showed nothing particular unless some relax^n of Muc. mem. for which I applied a Fr Thorner & advised a Mix of Ind Am, W Cinch Co, &c & a Gayle of Br of Am &c

Feb 3. 1864 Mr Jackson told me that my treatment perfectly cured him –

410 Follicular Disease of the throat & larynx of many years standing —

Mr Stephen Love aet 39, brought to me October 30th 1863 by Mr I. F. Lovegrove of Igktham, Kent.

Is a farmer, and fond of Hunting & out door exercises — Has had a relaxed throat for years, and last year Mr L truncated the uvula & he was better; but now he has a bad cough, from some irritation of the throat, for the lungs are sound, probably Mr L thought from the epiglottis. Much talking produces cough directly, & Mr Love does the same. Laryngoscopy showed an irritable throat, resisting the mirror from retching, but during many trials I succeeded in seeing all that was desired. Follicular disease of the larynx trachea & fauces, but the last teeth for affn of tint of silver — Cords quite red from chronic congestn, all pouring out mucus in abundance — Nitrary ink brush to larynx his, & Tannin to fauces.

℞ Am Iodidi gr 32
Tinct Sanguin ℥ij
Tinct Cinch co ℥vj
Syr Hemidis ℥ß
Aquae ad ℥viij. m
c. mag. t. d.

℞ Am Brom ℈ij
Alum ℥j
Glycerin ℥ß
Aqua ad ℥vj. m
f. m & e.

Regulated his diet, habits &c —

Novemb. Is much better indeed, throat is clearer, the irritation is gone or much less, dont cough so much, feels stronger, talking does not cause cough and voice is better.
Lady showed gt change for better, genl congesn & irrty less.
Nit acy Shower & brush to larynx & tannin to fauces. Pt.
Dec 7 Nearly quite well, very little redness of larynx, probably from smoking. Has felt quite a new man. Cards nearly white.
Shower Nit acy. & tannin to fauces. Pt for 10 days.

Briefly quoted in Ed 2

Ellen Noble act 24, came to me November 3rd 1863 with a note from Mr Henry Thompson to examine her for Aphonia with symptoms of ulcerated larynx. Married 6 years - Health had ever since, with a bad constitutional Cough; mouth sore 4 years - Thereof affected 2 years, but only within the last 3 months that her voice has been absent. 2 weeks ago was quite dumb; now can speak in a low tone, but she is not aphonic. Had dysphagia very bad, some time back, was nearly starved, but not so now. Neck has been sore & had lumps she says outside. Food sometimes comes through the nose - Can breathe through the nose, but sometimes tis stopped up, & blood spres comes from the left nostril & can smell & taste, little deaf - [in her belief. Has been in very bad health & taken everything - was examined by Morell Mackenzie -

Inspection. Uvula & central part of of soft palate entirely gone; pharynx patchy; cicatrices seen about the sides & tip of the tongue, & a great one, & deep,

& the right of the centre -

Laryngoscopy - Epiglottis pendant, ant^r & upper edge thickened - Is elevated on inspiration & larynx seen, the vocal cords are normal, but narrow & action not very free; the mucous mem. at post part of the larynx has the merest irregularity on its surface; slight tumefaction of the posterior surface of the left false vocal cord, but the mucous membrane of the larynx generally of a healthy pink colour. Some congestion present in the subglottic space externally. The trachea is uninvaded.

Rhinoscopy. Redness & tumefaction of the mucous membrane covering the septum & desquamation of the mucous mem: as well with discoloration in the left nostril, but no visible ulceration; the vomer is ulcerated near the floor of the left nostril. Both nostrils well & easily seen, no very active disease present

Diagnosis. the thickened, altered & weak voice is due to the condition of the larynx, the position of the epiglottis the loss of part of the soft palate and state of the nose - Most probably all the result of specific disease.

Wrote the above exam^n & result to Mr Thompson -

Feb 15. 1864 - Frontal headache - deaf - much ulceration at back of nose, tongue very sore &c - was to day

Lives 312 Strand.

admitted into Univ Col Hosp under Mr H. Thompson.
Nov 23 Has been on & off under me at the Westminster Hosp -
26th Sent back to Dr Sieveking to be examined -

Mr E. T. Fenemore act 36, came to me Nov 2. 1863.
Wine Merchant - hot my book S Gt Russ St W.C.
was in fair health up to 12 mos ago - when he thinks
his throat was really made sore, by large quantities
of Hyd for supposed Cynanche - tongue became enormously
swelled - Voice never lost, but speech affected at
times. Has a peculiar sensation in his throat
constantly, lips parched, fingers and hands he says
are notched and dry. No dysphagia nor dysp
noea. No partic^r cough but a little expect^n -
Appearance is that of fair health - much talking pro
duces dryness of lips & sore throat -
Fauces & Pharynx have a patchy look,
& Laryngoscopy showed some deep redness
of right false vocal cord, just above
the ventricle - all the rest normal.

Hy Am Iod ℈i c. mag.
Spl amaron ℥ij his die - Applied a sol
Tr Cinch Co ℥vj of Tannin to fauces
Syr Hemid ℥ß and
Aquae ad ℥viij. M

℞ Sulf Iod gr xv
Glycerin ℥ij
Cerat Simp ℥vj. m

gave a good prognosis.

12th Is much better in every respect - most if not all of the sensations are gone - the lips are hot & dry, the upper particly - & he has eczema of Arms & thigh - long for all these - Shower Zn & Sol Iod ay to patches on velum only - The larynx was quite normal -

Dec 2 Is perfectly well in every respect; the lips are better & the arms & thigh cured - Sol Nit ay wt brush to larynx & fauces - Pt Mist. ℞ Ung Zinci ℥ij - for lip only -

January 12. 1864. Quite well -

for the edge of upper lip

Adipis ℥j Hyd proto Iod gr ij
q. noete. m

am Bromid ℥ß
Nr Cinch Co ℥iv
Syr Hemid ℥ß
Aqua ad ℥viij. m
C. mag. bis die.

420 Dysphonia and Hoarseness

Mary Ann Smith, aged 33, married, Nov. 2. 1863
came to my residence, but ad at Westminster Hosp on
30 Oct. recom by Mr Dunn at Farringdon dispy to me.
Has been ill 5 years, commenced with a cold. Got
wet last March & stood all day in wet; confined in
April, & Voice ever since hoarse. Lost the voice
twice, once when confined & again since. Has 3 chil=
dren living. Had Fever and Cholera during the past
Summer, life despaired of, was under Mr Cuff=
Mr Dunn lately advised her to go to the sea side.
5 years ago contracted Syphilis from her husband, &
never had health before; he is an Actor.

She has a croupy cough & hem, pain between the
shoulders, coughed all last night but not subject
to it; has great dyspnoea at times, causing pain
on the heart; much dysphonia & strain to talk.
Dysphagia for some days.

Laryngoscopy. epiglottis slightly thickened. Both
false cords are much swelled, permitting of a view of but
a narrow part of each true cord quite white and finely
serrated edges. Between the false cords posteriorly

is a sharp painted growth extending from behind forwards as in the sketch. The true cards approximate beneath the growth & speech is not therefore lost. The symptoms were thus explained –

℞ Am Iodidi ʒß
Spt am aeth ʒiv
Tr Camp Co ʒiij
Syr Hemid ʒß
Aqua ad ℥viij. M

C. mag. t. d.

Nov 4. Already an improvement in the larynx, the swelling of false cards is less – ad into Westminster 6th Nov

℞ Am Bromidi gr v
Spt am aromat ʒß
Tr Cinch ʒß
Aqua ℥j t. d.

Emp Syttac to neck –

13th Very much better, can eat & swallow with comfort & looks cheerful. The growth is much diminished, and also the swelling of false cards, the left card is wider & more distinct.

℞ – Am Iod ʒj
Glycerin ℥j – to larynx 1 or q. 2. d. Pt –

After she had some cough & fever & croupy hurry & I found her Liq am aet, Vin ant, Tr Camp Co & Aqua – t. d.

20th Sitting up & had been out for a walk. Appetite better sauness of thirst gone – Can speak in a loud, smooth and even tone – whisper gone – hoarseness gone –

Dec 11 Shower hit acy to larynx. [Discharged –

18th Remarkable yesterday, she felt something bruised in the throat –

22nd Gnat pain in left wing of Thyroid – Cavity cough, & some dyspnoea depending upon increased supraglottic oedema. Applied Shower hit acy bis –

℞ Pot Iod ʒij. ℈ij
Sal Mur Mon ʒij
c. mag. Spt am ar ʒiij
Syr alth ʒj
t. d. Aqua ad ℥viij.

To inhale steam of boiling H O –

1869 Mr Backhouse's Children from 428.

Septem 29. Edith aged 6 last June – had hoarseness & loss of voice several weeks, for last 3 attended by the Dr & is no better. Was at sea side & no benefit. Is taking Vin Ferri & Ol Marrh his die wh advantage Voice is husky & she looks well enough & is not as thin as she was. Larly epiglottis is now up & in better position, but there is congestion of vocal cords, they meet & no growth to be seen – Used spray of Zinc wh Clarke

℞ Zn Sulf gr 20
Eau de Cologne ʒj
Aqua ℥iij M

spray daily with Clarke.

℞ Pot Brut ʒj
Alum gr xv
Glycerine ʒij
Aqua ℥vj M
S. m & e

Go on with Vin Ferri & Ol Marrh.

424 Chronic Follicular disease of the larynx, with extreme hyperaemia - great perspirations - and other symptoms -

The Revd I. A. Backhouse of Felstead, on Novem 6 in 1863 came to me - act 47 Chelmsford
Has been a patient of Mr Lund of Manchester -
Had Aphonia in 1853 for 2 or 3 weeks, again in Oct 1854 for 5 weeks, again in Spring of 1860 for 2 months. A similar but shorter attack to the last in Spring of 1862. This year at end of March. Took 2 full duties in June - In July examined by Lund who found larynx much congested, & applied tannin & ordered quinine & steel & a gargle - He was restored to health by him & retd home in August. He got worse again afterwards -
He has excessive perspirations which Mr L thought the cause of the complaint. On walking &c was treated by SO_3 dil 5 to 10 gtt his die. Used brine baths for it. Pulse always quick, 90, sometimes 120 - Bowels too much open - sleep broken. Takes good diet
On seeing him he appeared to be a stout healthy robust looking person, with a voice like Dr Barnes -
Laryngoscopy - extreme congestion, relaxation & thickening of the mem of the larynx, cords, & trachea, a most uncertain

throat to depend upon. No white cords to be seen — Fauces were a little patchy & left pharynx ulcerated — applied Sol Nit Arg in shower, & Iod Arg to fauces —

℞ Am Iod ℈i
W Cinch Co ℥i
Syr Hemid ℥ß
Aquae ad ℥viij. m
C. may bis die —

℞ Am Bromid ℥ß
Alumin ℈ij
Glycerin ℥ß
Aquae ad ℥vj.
f. m & e.

See most copious notes sent by himself —

23rd He writes. About the voice. His progress at first was quite astonishing, though he only began the medicine on the 9th, we was able on the 11th to go through his work both morning & afternoon without fatigue. He often has a fulness in the throat as if partially filled with mucus. In all other points his progress has been very satisfactory. The diminution in the perspirn is, he says, perfectly astonishing, & he is now able sometimes to take a walk without having to change his clothes on his return. Bowels now not so often open, pulse slower, sleeps better. He came up on 28th & the fulness in the throat had gone. The change for the better amazed me. The congestn, relaxn &c of the entire larynx was better, the V. C were well seen of a very tinged with pink. I sent a shower of Nit Arg & found it restored the cords to their white colour. Sol Iod Arg to the fauces —

Gave directions about his diet, might omit wine for dinner & his early bite at 7 am, as he breaks fast at 8 - I could scarcely have believed ~~the~~ change so rapid -

Dec 28 wakes rather early in the morning & has a sort of choky fully in the throat as if mucus was there -

Quoted in Ed 2

℞ Nit aran ℥j
Acid nitdil ♏xx
Glycerin ℥ß
Aqua ad ℥vj. f. m & c

Quite well in every other respect -

Larynx quite normal, cords grayish white - fauces a little relaxed - Shower ℥n his - & Iod ary to fauces -

Jany 18. 64. Larynx quite normal - preached yesterday & 2 weeks ago - same pulsys as on 28 Dec, depends on ulcer of left tonsil - applied Sol Iod ary, & ordered Sol aquae ℥j - ℥n 8vj cup dist

Lump came in left forehead on 17th -

Pt Mist & gayle a little longer -

Aug 25. All thro spring contin'd perfy well, & whenever he took duty the astonishing difference in his Voice was remarked by almost all who heard him - He had now a little relax'n only of muc. Mem. but the V. C. were proper - Shower ℥n & Sol Iod ary -

℞ Am Iod ℈j
Spt Am Aron
Tr Card co aa ℥ij
Syr Hemid ℥ß
Aqua ad ℥viij m

C. mag
his die

℞ Pot Bromid ℥ß
Alumis ℥j
Glycerin ℥ß
Aqua ad ℥vj. f. m & c
& before duty

Trach Eucalypti -

1867

May 2 1 month ago got a thorough drenching & caught cold & had his hair cut. Voice sometimes a little husky, but clear in ordinary speaking

Sometimes mucous at back of the throat. He thinks he could not read loud for a continuance - tendency to constipation

Lar^y Extreme congestion of throat & pharynx, with bright red vessels - the larynx mildly so - Vocal cords white & normal

Sol Int Arg to fauces & spray of Zn after with Seigel -

℞ Am Iod gr 4
Am Bromid gr 32
Spt Am Aut ℥j
W Cord Co ℥ij C. mag
Syr Aurt ℥ss t. d
Aqua ad ℥viij m

℞ Pot Bord
Alum aa ℥ss g. m & c.
Gum ℥ss
Aqua ad ℥vj m

May begin duty next Sunday in next parish -

He recom^d several persons to me for advice -

1869
February 20 Has been perfectly well - Was a little shaky on every of 13th & next day did 3 services which affected his throat - (Nose is always as if stopped up) depending upon a little velvetty congestion of the fauces & pharynx - Larynx normal - Applied Sol Iod Arg -

℞ Am Iod gr 12
Spt Am Aut
W Cord Co aa ℥iss
Syr Aurt ℥ss
Aqua ad ℥vj m
C. mag t. d.

℞ Pot Bord ℥ss
Alum ℥j
Gum ℥ij
Aqua ad ℥vj m
g. m & c.

Sol Int Arg to fauces every 2 days

March 13. Got quite well - But from extra work took a little cold & catarrh & got a little husky - Lar^y a little congestion of teacher & larynx but not vocal cords - Follicles of the pharynx are prominent & red, isolated & enlarged but not ulcerated -

Applied Sol Iod Arg - Sleep impaired too -

Continued at 436

Mr Backhouses son act 6, examined Nov 6th 1863 is often hoarse in the morning, always ben backwards in speaking. When he cries also he seems almost as if he would choke.

Little girl also act 8, he wished to be examined also to see that she was all right

Lady curiously enough showed depression of the Epiglottis backwards in both, and it could not be elevated to permit of a view of the larynx. This was seen by Mr Backhouse himself. I ordered a gargle only = twice a day for each

Ry Am Bromid ℈i
Tr Kram ℥iss
Alum ℥i
G Gum ℥vi
Aqua ad ℥vi.

Dec 28. Epiglottis in son is more elevated but not so much so in the daughter. Lotty to continue wh gargle.

1869 March 13 His other boy now aged 7, called Arthur & little girl Edith aged 6. Boy has partial pendency of epiglottis but is otherwise well. Girl has it complete with relaxn Mrs Mem she is subject to attacks of indigestion &c Mix to be taken to ward off attacks. & gargle for the throat.

Ry Alum gr 18
Syr Rhaeados ℥iv
G Gum ℥iii
Aqua ad ℥vi M
g. m & e

Ry Am Bromid gr 16
Tr Card Co ℥iss
Spt Ane ad ℥i
Tr Nux Vom ♏xv
Syr Aut ℥ss
Aqua ad ℥vi.
c. med
t. d

Continued at 422

Hereditary Aphonia of 10 years duration from Impaired local Innervation, cured in 5 days - from the 16th to 21st Novem -

Mrs S. C. Hawkes, act 52, came to me Nov 7th 1863 about her Voice. Husband Surgeon at Bishops Stortford.

Has had Aphonia for 10 years, coming from the shock of the loss of her eldest son, which took her voice away. He died from Rheumatic disease of Heart - Stimulants, tonics, & all sorts of things tried in vain for 8 years, then Galv under Mr Lobb & she was decidedly worse - Wore galv^c belts round neck on left side of which are great scars. Under Dr Yearsley for 3 mos & constant applicn of Sol of Caustic, & one day she hemmed for 1st time in Regent St & sound returned, which she called unearthly - By perseverance for 2 weeks, a sort of "hoarse male" voice came back & was retained 1 month or 5 weeks, and then went away again - This was 12 mos ago last October. Last voice for 7 months at 17, in bad health following a cold -

Taken by Yearsley to Dr Johnson in May 1862, & also to Mason after she lost the voice again, & same opinion given as myself stated further on that muscles did not contract & all was nervous or constitutional - Yearsley ordered change of air to sea side - & he looked upon it as a purely nervous affection -

When she went to Geaudy it was for expect^n & sore throat - expect^d blood then -

She made me examine her & give my opinion before telling me her history, & she said I agreed wh Dr Johnson -

Laryngoscopy, easy. Larynx normal, cords nearly so, but in attempts to utter sounds, eg. ah they approach but do not meet, as per sketch - Could see nothing wrong in the trachea -

Mucc Mem of fauces semi relaxed -

℞ Am Bromid ʒi
Tr Nucis Vom. ʒiiß
Tr Hemid ʒß
Aquae ad ℥viij.
c. Mag. t. d.

applied Galv 4 times to cord & ap^ls to neck - & Shower of Sol Tr Capsic -

9th Pain in the left ala of thyroid is one of the chief symptoms Elect Galv 4 times, to neck & cords, & Shower of pure Tr Nux Vom - Her mother many years ago was in the habit of occasionally losing her Voice for a short time, returning by aid of stim^l & warm room - Her Grandmother was also subject to the same thing - Mr Money, Surgeon of Brighton, is her son in law -

16th Elect Galv to cords 5 times & to neck after - Sol of Stich to Larynx ter, in shower. & made Br Am Div Tr Nux ʒiij.

In the mixture added Tr Sang ʒij t. d.

18th The left vocal cord appears especially at fault, with some slight irregularity at its posterior part, & it is on the left side that she has the pain - Galv to cords only, 4 times -

Sol arg nit Hyd to larynx - { ℞ Hyd Biniod gr xv
To be rubbed nightly into T. C. { Adipis Bij. m

19th Skin of neck already red from Unguent -
Sol Nit arg with brush -

20th - Do do - wh syringe Inhaled Vapour of ammonia -

21st Sounds have occurred several times since yesterday, heard during the whisper, and frequently in my presence. Is a decided hem & she can clear the throat which she cd not do heretofore. She feels stronger too - Shower Nit arg ter. Inhal^n of ammonia -
The cords approximated much more & larynx is more sensitive.

23rd After she left me on 21st the voice gradually increased & she spoke quite well. It went away for ½ an h & returned in the afternoon - From 9 pm on Sat to 4 on Sunday 22nd it was absent, then returned again & has rem^d since, but she thinks she took cold & over fatigued herself on Sat p much walking. To day the voice is good and strong & harmonious, & freely spoken - The cords were seen to be well approximated in uttering a distinct audible sound.
Am^a inhal^n & Shower Nit arg were given once only -

24th Voice continues perfect, approx^n of cords complete -
Am^a inhal^n & Shower Nit arg once only -

25th Do do once only - Voice good as before - She spoke to me & Mrs Turner & others about her care -

19 Dec Voice perfect, but is occasionally hoarse - anything quite normal -

Quoted in Ed 2

1870

May 27 In Times of today appeared the following :-

"On Wednesday, the 25th May at Wind-hill, Bishop Stortford, Herts, Mary Ann, the beloved wife of Charles Hawke, and daughter of the late Mr William Edwards, of 48 Basinghall street, in her 59th year."

Hoarseness from relaxation and thickening of the membrane covering the vocal cords, for 5 months.

Mr J. T. Pearse ad 42, came to me November 9th 1863 from Dr Routh. Is a practitioner at St Austell.

5 months hoarse, & with a cough - { Has dyspnoea but no dysphagia - no pain - { Breath sos short

Health broken from excessive work - Cough lately with diffy of expectn - has used tannin & Glycerin -

Laryngoscopy - relaxn & thickening of muc mem covering the cords, & of a pale pink - mem of larynx pale pink also - epiglottis normal but a little relaxed.

Shower hit any produced a violent spasm, unusual -

℞ Am Iod ʒj	℞ Am Bromid ʒß
Tr Cinch Co ʒvj	Alumin ʒij
Sp Hemid ʒß	Glycerin ʒß
Aquae ad ℥viij. M	Aquae ad ℥vj. M
c. mag. bis die -	S. M & e

Quoted in Ed 2

434

Negro Larynx

Sore throat after Diphtheria at Rome - ulceration at back of the velum palati running into left nostril -

Mr Rosser S. Dean act ab 24, came to me Nov 10. 1863 recom^d to me by Dr Fideli of Rome, under whom he had lately been - He had a mild attack of diphtheria at Rome on Oct 27th & treated for it by Dr F. He soon recovered & took a sea voyage home which rallied him. He felt worse on coming to London, & now suffers from an "uncomfortable grating over epiglottis", sometimes deaf in left ear, and occasionally a clot of blood mixed with mucus comes from the back of the left nostril, which he can see hanging down in the mouth - Subject to sore throat since a child. 2 months ago operated upon for internal piles by Cutter -

Inspection Muc. Mem much relaxed & congested. Tonsils enlarged, uvula thick & long & red

Rhinoscopy showed bright crimson redness at back of the velum, like carmine, with ulcer^n of the mem behind the velum running into the floor of the left nostril I expect, but could not see it all. The Larynx was normal - Nose, left, sometimes stopped up. Applied Sol Tannin 3 times to the fauces, & back & upper pharynx - and the 2 following Recipes -

436

℞ Am Iod ʒß
Vr Cinch Co ʒiv
Syr Hemid ʒß
Aquae ad ℥viij. m

C. mag. his die.

℞ Am Bromid ʒß
Alumin ʒj
Glycerin ʒß
Aquae ad ℥vj.

S. m & e.

Revd I. Backhouse from 427

Pt gayle and Sol Mt Acy. g. 2. d.

1869
March 26. He wrote that his throat soon got pretty well & able to do duty. But his Cough got rather worse towards night & in mornings & seems to tear him to pieces. May continue the Mt Acy as before. & take fresh Mix - lessen church walk & be careful of weather - Pulse 100 & 120 - too quick. I wrote 27th

℞ Am Iod gr vj C. mag t. d
Am Bromid gr 24
Vin Ipecac ʒjß
Syr Scillae ʒj
Syr Aurt ʒß
Aquae ad ℥vj.

℞ Am Bromid — ʒj
Vr Camp Co ʒij C. mag t. d
Vin Ipecac ʒj
Eth Chlorin ʒij
Syr Althae ʒß
Aquae ad ℥vj m

Case of Aphonia functional, continued
from page 300.

Miss Turner. Nov 10. 1863. The action of the arytenoid cartilages was very good & active & the cords firmly met, yet no sound. Applied Galv to them 5 times & after to the neck. Sol Strich fast by shower to the cords.
In Rx made Strichnine gr i/p = 1/12th t. d.

13th Galv as before. As twitchings had been produced in the legs, strich was omitted. To have a small circular blister on each side of the thyroid. Strichnine shower.

17th No change. Applied Galv to the cords to day only, for the 18th and last time. & Showers of Strichnine 3 times.

Rx Tr Sanguin ℥iij
Tr Camp Co
Tr Serpent aa ℥ij
Sp Hemid ℥ß
Aquae ad ℥viij. m
c. mag. t. d

25th Inhalation of pure chlorine gas for a second only, twice, followed by a rapid irritating cough. When all spasm had subsided saw 2 showers hit arg enter the larynx. All this produced much heat, & warmth in the chest, & must have irritated the throat.

Rx Am Bromid ℈iv
Tr Nux ℥iij
Tr Sang ℥ij
Sp Hem ℥ß
Aquae ad ℥viij. m
c. mag. t. d.

Rx Hyd Biniod gr iv
Adipis ℥i. m
To be rubbed in front of Pomum q. n. size of a 1/-
she & her mother saw Mrs Hawkes.

Decem 7 Felt the old pain in the chest marse for a few days after the Cl.
The glottis was like -
Inhal^n of Am ter -
Shower Nit Arg after -

℞ Am Bromid ʒij
W Nuc Vom ʒiij
Syr Matico ℥ß
Aquae ad ℥viij. M
ex aquae - c. mag. t. d.

8th Cl gas bis, & shower of Nit Arg after bis -
9th Cl gas ter, & do do semel -
added gr iv to the same Ung - & ℥j Liq Am Fort to inhale -
10th Inhal of Am & Cl, the latter once only - Shower of Cap Sulp.
Ung Hyd Bemiod has acted well.

℞ Pot Iod ʒiiß
W Sang ʒiiß
W Cinch Co ʒvj
Syr Hemid ℥ß
Aquae ad ℥viij. M
c. mag. t. d

11th The approx^n of the cords is perfect & complete in slight coughing. Indeed there seems more activity than there has been - Neck rather sore last night from the unguent -
To day I applied a Sol of the Ext of Calabar Bean (prepared for me by Mr Squire of Oxford St) 3 times, wh the mirror, with a feeling only of slight heat, down front of neck in line of larynx & trachea - She must have had about 12 minims. To remain quiet for 2 hours & during the day inhale Ammonia - Pt. Mist -
12th Her sister thought she whispered louder at dinner yesterday - I applied the Sol as before - three times, & same quantity -
14th No change. Repeated Sol 3 times dble the strength -
15th Sol as before bis. Then small shower of Liq Am fort, wh caused some irrt^n - & Cer Aconitina along course of par vagi.
16 Sol as before ter - Sol Tannin to fauces - omit Mix.

She felt the effects of the aconite till night. and the throat was tender for some hours for the Sig Am. – The larynx perfectly normal. I learnt she has had Leucorrhoea & dorsal pain for a long time, & therefore this explains why she is not cured.

17th Consultation wt Dr Sieveking at her friends residence – Lungs quite sound, larynx & cords seen healthy by Dr S & myself. Habitual constipn, leucorrh before apponia occurred – Some disturbance of Hearts action – Indisposed to take exercise at all times – Health out of order – sacral pain & aching about thighs. Cold ablutions – More exercise in perfume to beer or wine – leaves for surry this week –

℞ Ferri Valerian gr xxiv
Zinci Valerian gr xij
Ext Rhei gr viij
Ext Gent ~~gr~~ 3 ; m
div in pil. xxiv. 2 ter die –

April 4th 1864. Mr Wilson her uncle told me she was the same, fright had been tried without effect –

Aphonia on and off for 6 years, but continuously for 15 months.

Miss Sutherland, act 26, came to me Novem 11th 1863 with her mother & Mr Geo Ord, Surgeon of Brixton Hill. She looked as if in the last stage of debility, with pain in the back bone, feeling as if she would fall down, suffocating feel in the throat, cant bear dust or smells, has indigestn & pain all over the bowels, sleeps badly, appetite bad. Has had aphonia on & off for 6 years, but continuously for 15 months, was hoarse before she lost her voice. Catamenia irregular & absent. The appearance of the face & eyes, staring, & general aspect convinced me she had long masturbated, & this was the view of Mr Ord. She had taken Nr Myrrh, Val Zn & Quin. Calomel &c.

Laryngoscopy was difficult from spasm & raising of the tongue. a good view was obtained however of the larynx which was found congested of a deep carmine colour involving both cords, and the trachea & subglottis. The right false cord was swollen & warty on its free edge & occasionally concealed the true cord, as in fig 1, the cords are seen in Fig 2. There was no movement in the true

Cards to speak of - Applied a shower of Nit Arg his -

℞ Am Bromid ℈iv
Spt am aromat
Tr Nucis Vom aa ℥ij
Syr Hemidis ℥ß
Aquae ad ℥viij. M

Prognosis good, esp^y under use of Br Am - & local treatment -

Mr ard to apply a curved brush every 3 or 4 days at Sal Nit Arg.

C. mag. t. d.

Nov 25th Remarkable improvement, scarcely the same looking girl. better in many respects. The redness & congestion of the larynx was almost wholly gone, the cards, the right especially quite white, left inactive. Swelling of right false card subsided. Applied Shower Nit Arg his -

The Bromide had been gradually increased up to ℥ij. ℈j. in the mixture -

℞ Hyd Biniodi gr iv
Adipis ℥j - M
q. n. to prove of pomum size of a ℔ -

Made her inhale also the Vapour of Ammonia 3 times, but no cough. from it.

Dec 23. A great change in her appearance, a little more animation about her; the vocal cards were well by myself & Mr ard, & of a very slight pink - There has been more artic^n about the voice, but not speech - She still carries out the old habit - Shower 3 or ter -

Pt Omnia - Br still in larger doses -

January 1. 64 Wrote to Mr ard to give Br in 20 or 30 grs t. d.

Mrs Hodge, act about 27, came to me Novem 14. 1863
with her sister & Dr David R Pearson. Very pale - Has 2 children.
of Woodford - N.E.
She feels, constantly as if something was in the throat & she is
swallowing to get rid of it, but still the sensation remains.
Has been so 4 months - Voice strong, never lost, but
particularly weak. General health bad; no cough,
chest is drawn in, in front, (top) and pain down the
sides of the neck - Pain in the throat is better, but the
sensation there troubles her - The feeling there is very
rough as if the throat was full of crumbs -
Lar^y showed a little congest^n of the larynx, & the arytenoepiglottic folds, & slight pendancy of the epiglottis -

℞ Aq Bromid ℥ß — gargle — Shower of ℥ss to larynx
Alum ℈ij — m & e — & Tannin to fauces -
Glycerin ℥ß —
Aqua ad ℥vj. — Dr Pearson thought Sys hysteric fau examn -

446 ~~Extensive~~ Ulceration of the larynx and Aphonia from advanced tuberculosis, with a pendant epi=glottis; healing up of all the ulcers.

Henry Dennett aet 30, came to me Novem 14th 1863 from Dr Wright - He vomited from reflex irritation

The case was one of advanced tubercle, and Dr W thought the throat might be a good case to see tuberculous deposit in the larynx. He had Aphonia for 8 months - But is worse now. Ill for 3 years - Laryngoscopy was not easy, from the great sauness of the throat, yet I made out much ulceration, per sketch - affecting the true & false cords and the trachea - with extreme pallor of the Muc. mem.

I ordered Rx Am Bromid ℥j
Alumin ℈ij
Glycerin ℥ß
f. m & e - Aquae ad ℥vj.

Nov 21st In gargle made Al ℥j & added Tr Kram ℥ij - for the epiglottis is still pendant, yet on coughing, tis elevated & the ulcer^n is seen to extend down the trachea - Sal Tannin to epiglottis -

27th Epiglottis a little more elevated, & a shower of Nitrary was thrown down.

Rx Am Bromid ℈iv
Tinct Aures Vom ℥iij
Glycerin ℥j
Aquae ad ℥viij. M

c. mag. t. d.

(omit Mix of Tr Fe Mur PO5, quas, &c of Dr W.)

Dec 4 very much better in every respect, epiglottis more raised - Shower of Zinc bis - advised inhal^ns of Sulf copper dissolved in hot water.

12th Voice returned 3 days ago, Quoted in Ed 2

& it is fairly strong - The larynx looks better, & the ulcers are fast healing - Shower Zn - omit Nkram & make Al Zij in gargle

The pain chiefly in left wing of Thyroid & its ligament -

19th Much better - Zn shower - Neck not so sore & coughless -

January 15th 1864. Larynx much better - but cough bad in the cold water - does not expect so much. still uses the inhal^s of Sulf of copper nightly.

26th Is much improved, cough & throat better -

March 16 Cough same, throat sore - Voice in a whisper. epiglottis still pendent - Shower Zinc -

Am Bromid Zij
Alumen Zss
Glycerin Zss
Aqua ad Zvj.
G. m & c

April 2. Better - Sol Fer Net - Ung Hyd Bimiod Zj to neck throat rather sore, vomits frequently -

18th The long had been of service - Cough troublesome -

May 7. Throat irritable - showed him to Mr Rumsey of Cheltenham -

28th Fresh ulcer^n interarytenoid - Sol Iod arg. Cough bad.

Miss Shaw, ad 19, came to me Novem 16th 1863 with her mother, & Mr Causins, Surgeon of Camden Town. Is a fine tall girl:
Has had throat symptoms for 4 months, following on a skin affection now cured. Is very tall for age. Lives at Camden Road near the Prison, very high up, but locality has nothing to do with the complaint. Slight dysmenorrhoea & suffered from old weakness of the spine, cured by Dr Little. Has pains in the sides of the neck. Has not been able to sing & had to stop it almost altogether.
Has a remarkably small & beautiful throat.
Laryngoscopy showed pallor of the mucous membrane & very slight pendancy of the epiglottis, no other disease whatever. Gayle will remove all this with the tonic med. To resume her singing & practice.

℞ Am Bromid ℈ij	℞ Ammon Brom ℥ß
Liq Quinae ℥iß	Alum ℈ij
Syr Hemides ℥ß	Glycerin ℥ß
Aquae ad ℥viij. m	Aqua ad ℥vj. m
c. mag. bis die.	g. m & e.

450 Follicular disease for five years, with husky voice and inability to read aloud; cure in three weeks.

The Prince ~~of~~ D'Estang came to me Novem 11th 1863 accompanied by Baron Hocker. Act about 45
His highness had been suffering from husky voice for 5 years, with disease of his throat, and inability to read aloud for any length of time. He had been treated by men of eminence at Paris and in Germany, and had been much at Watering places without benefit. His general health was good in other respects, but he felt depressed & uncomfortable at times about his throat.
Inspection showed general enlargement of the follicles of the pharynx, & relaxation of the entire mucus; mem:-
The larynx was much congested, relaxed, membrane swollen, & pouring out mucus; a few dots of follicular irritation were visible here & there.
Below the cords the trachea was much congested.
The epiglottis too was very red & shiny.
Sol of Nit Arg was freely applied to the larynx and tannin to the fauces - and

Ry Am Iod Dj	c. mag	Together with
W Cinch Co Bir	t. d.	a soothing
Sp Hem Ep		& astringent
Aqua ad Zoiij.		

jungle - To be regular in his habits of living, avoiding acid wines - He is a good liver -

Topical treatment was applied every 2or 3 days for a fortnight, when all these conditions disappeared, and in 3 weeks his Hoarseness was cured -

Quoted in Ed 2

Rev Wm Nares continued from page 335

He breathes thro the nose with a noisy sound, but when thro the mouth it is stridulous; & he speaks in a laryngeal voice Breathing been bad ever since his visit last to town, when he took cold on his return & had bronchitis -

Laryngoscopy showed pinkish discoloration of both V. C. with thickening - the left scarcely acted at all, whilst the right was movable & prominent - Could not see beyond the glottis -

21 April - View was better; the glottis was seen, very narrow like fig 2, with the right cord prominent & a swelling upon its surface like fig 3, the left being almost immoveable. Naturally the view was like fig 1, the cords

1

2

3

The anterior cartilages were immoveable -

Epiglottis overlapping the right arytenoid cartilage. Remainder beyond the glottis was not clear, but no posterior growth was seen beyond that described. Considering the narrow glottis, the great dyspnoea and the stridor, I advised early tracheotomy, which was concurred in by Mr Terry & Dr Cock, & tomorrow was arranged for it.

22nd At ½ past 2, Mr Hallhouse performed the operation with Mr Nares placed upon a sofa. The neck was so short, and the distance from the end of the cricoid cartilage to the sternum not more than an inch and a quarter, that it was no easy task. Everything was done as usual & the trachea opened; but now occurred great difficulty, the rings were ossified & would not let the knife through them, nor the tube in, after division. There was besides severe venous hemorrhage, & matters looked bad. I staunched the blood as fast as I could, and finally Mr Hallhouse got in the tube and Mr Nares quickly recovered himself, and breathed calmly and quietly. A little over 0ss was lost. Mr Terry & Dr Cock were likewise present & Mrs Nares. It was one of the most dangerous cases I have ever seen.

Vespere. He was going on very well, not an untoward symptom, no phlegm nor mucus. pulse good & soft. breathing quietly without noise. Ice. Jelly. Soda water &c

23rd 1½ pm. Doing very well, but a little pouty & f. intermit. vespere the tube came out & had to return from the seat of the opening to left side & unyielding state of the rings.

24th Noon - Gauty and easy - p100 -
8 pm - Ditto - close troublesome - Lotion of Bram, Gly & alum -
25th 5½ pm - weak & low from much gout - ↖

Pot Iod ʒß
Pot Bicarb ʒij c. mag
W Card co ʒiv 9.6.h
Spt Am arom ʒij
Syr Hemid ʒß
Aquae ad ℥viij. m

Had breathed very comfortably -
Nose never so comfortable as now -
26th Very much better from the mix, breathes easy and quiet. 27th Had a bad night -
28th at 1½ pm - Mr Halthouse made a circular opening in the centre of the trachea by cutting away portions of the ossified rings with scissors, yet no tube, not even the new one could be inserted. Later we obtained the advice and assistance of Mr Prescott Hewett, when the incision was extended further upwards & the cricoid cartilage laid bare. It was divided with bone nippers, and attempts made to take away of its under part, & then new and easy tube was successfully introduced and all further trouble was brought to an end - He was quite comfortable when I saw him at 9 pm -
29th Doing very well - (3 pm) the tube was lined with a hard cylinder of blood & mucus, which was removed with difficulty & not without danger. At 8 pm I succeeded in introducing the inner tube - eats & sleeps well.
30th Called up at 3½ am to loosen tape & tube - at 3 pm he was better, but weak - pulse 92.
May 1. Comfortable - slept well. p84 - 8 oz Wine - eaten more.
3rd Doing well - His wife laid down wh fever since yesterday.
4th Idem - The Maid Martha ill to day with fever -
6th Idem - sitting up, wound contracting. warwick square
11th Moved Mr Nares to day to Lady Hy Churchills, no 12 ↖.
24th Is quite well so to speak -
30th He returned home to Wittersham -

Continued at page 26 -

INDEX.

Abraham Mrs Thomas 6
Aylward Miss 322. 31

Baring Frances West London Hosp 35
Bailey Mr under Hull too. 74. 56
Bacon Revd Francis 69
Biggs Mrs 77
Bassett Rachel 118
Bayley Lydia 143
Belford Mr Actor 225
Benning James of Montreal 270
Burritt Mrs 282
Bull Mr of Richmond 328. 342
Britton Revd T. H 340
Backhouse Revd J. A 436. 424
—— Ditto —— Children of 422. 428
Crouch Lydia West Lon Hosp 17
Conne Mr 29
Culpepper Revd Wm 65
Creed James 104
Connor J Mr Masons case 198
Cameron Dr 236
Cole Mr Robert 265

Collings Mrs 281
Cannell Mr William 362
Cahill Dr, his sister in law 395
Charlton Miss Dr Cahills case 407

Davids Mr John 87
Draykard John 127
Diver Miss 187
Davies Mrs Belasco 240
Demonstrations 250
Davies Master 285
D'Estang The Prince 450
Dean Mr Rosser S 435
Dennett Henry Hosp Case 446

Ebbage Mr T of Leamington 16
Emmett Dr 59
Edwards Mrs Adelaide 146
Ellice Army Hosp Case 348
Francis Mrs Adolphus 110
Finlayson Mr 122
Fresco Leon 243
Fennimore Mr E. T. 417
Fortescue Mrs Faithful 317. 38. & Vol 10. p 277

Gibson Edward 50
Gregary Miss 71
Gridley Mrs Francis 108
Geldard Mr 178. 139
Gloucester Dean of 170
Grant Captain I. H 213
Geage Mr 321
Gosling Mr 401
Gardner Mrs split uvula 24

Hitchins John 11
Hensby Mr W 21
Harris Mr W 44
Hanson Mr John 61
Horton Mrs 131
Hunt Mr Wm 175
Hampshire Mr H I 184
Hopkins Miss Harriett 277
Heath's Dr case Newcastle 302
Hayward Revd Mr 312
Harding Master Henry 368
Harroway Mary 390
Hawkes Mrs S. C 429
Hodge Mrs 444

Ives Mrs 364. 350
Inverarity Mrs 404
James Revd George 173

Lane Mr James R 16
Lamb Mr James H 93. 244
Loudon Major 180
Loraine Mr Actor 229
Lappage A 274
Lane Revd Mr 344
Leach Annie 365
Lent Mr 409
Love Mr Stephen 410

Marylebone Infirmary 4
Marshall Mrs 23
Massey's Dr Case Nottingham 301. 307
Murdoch Miss 215

Nelson Revd Mr 84
Norris Mr of Thetford 217
Nelson Miss Erith 260
Noble Ellen Hash case 413

Nares Revd E. R. 332. 451. 26. 30. 57. 67. 75.
Negro Larynx 434

O

Paralitic cases 25
Pain Alexander 90
Paton Revd John Brown 113
Price Jnr from Mr Mathews 202
Penny Miss Anna 206
Pyke Mrs 303
Pain Amelia 19
Patterson Mr 396
Pearse Mr J. T. 433

Q

Riding Dr 73
Rugg Master 145
Routh Mrs Dr 191
Ravenshaw Revd T. 7 209
Ring Mr Student 233
Rutherfurd Thomas 91

Robertson's Dr W. T Case 302
Raemaekers Mr 316
Russell Colonel Henry 324
Rhodes Mr Samuel 379

Strachan Mr Alex 9
Smith Mrs Julia 101
Shirley Dr 136
Stubbs Emily Halfpenny Case 121
Smith William of Poplar 336
Smith Mrs Oesophagus 372
Slade Mrs 399
Smith Mary Ann Hash case 420
Sutherland Miss 441
Shaw Miss 448

Tumour, Supposed of Larynx 16
Tatman Miss Ebenezer Jane 194
Tinmouth Miss 246. 287
Turner Miss Frances 297. 438
Terry Mrs 305
Tweed Miss Vol 10. p: 277 317. 38
see also Fortescue Mrs.

Tidy Mr Edgar 386
Thurston Mr 392

Visitors 250
Vernon Mrs 355
Vanderbilt Capt G. W. 375

Webb Master Frederick 41
Whitaker Revd G. H. 53
Weyman Sarah Home for Incurables 135
Westminster Hospital Cases 150
Williams Mrs 221
Wilder Mr 256. 196
Winnington Captain 267
Woolley Captain 289
Walker Miss 293
Walker Colonel 308. 384. 393
Williamson Revd Dr 357. 63. 82

461

MS.
Acc. 429
v. 3

Date Due

64622

STACK

MS.
Acc. 429.
v.3