

MEDICAL LIBRARY
McGILL UNIVERSITY

O.L. MS. Acc. 429 v. 4

64623

ACC. NO.

REC'D 1948



Sir George Duncan Gibb, Bart.

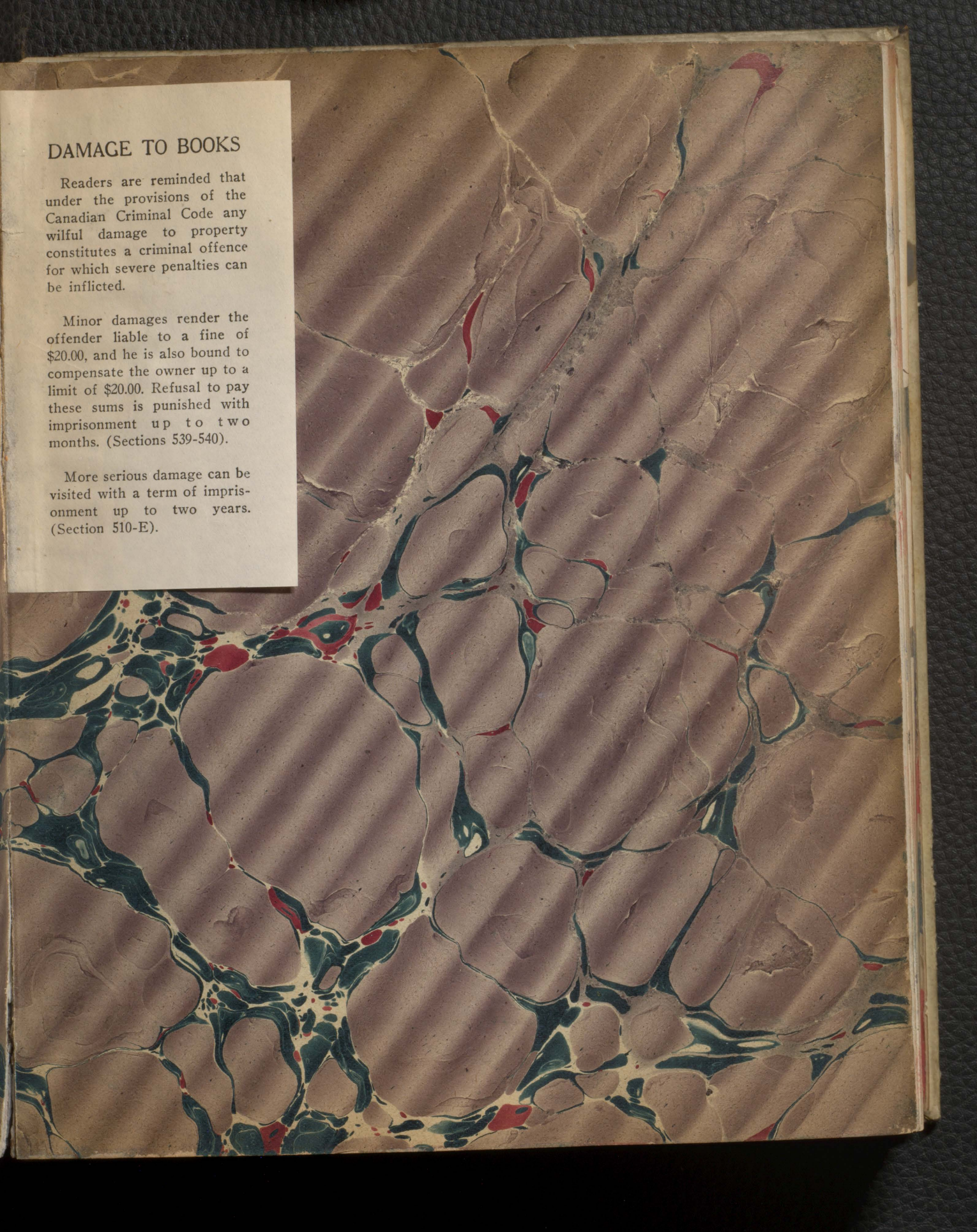
M.D. LL.D. M.A. F.G.S.

DAMAGE TO BOOKS

Readers are reminded that under the provisions of the Canadian Criminal Code any wilful damage to property constitutes a criminal offence for which severe penalties can be inflicted.

Minor damages render the offender liable to a fine of \$20.00, and he is also bound to compensate the owner up to a limit of \$20.00. Refusal to pay these sums is punished with imprisonment up to two months. (Sections 539-540).

More serious damage can be visited with a term of imprisonment up to two years. (Section 510-E).



4/4

Purchased June 9th 1865

George D. Eddy M.D.

C. 361

Medical
Case Book

Volume 7.

of


George Duncan Gibb M.D. LL.D.



1874

Cases in other Volumes

Westminster Hospital Cases	Val 3. p	150
Do do do	4.	400
Visitors, Demonstrations, &c	3.	250
William Harris, Bricklayer	6.	414
Young woman at Westminster	5.	382
Louisa Elkins, Ozena	5.	396
Robert Wilson, Tumour of Sarcus	5.	411
Emma Thurlow, Aphonia	7.	33



Edgar Cann, aged 57, admitted Westminster Hospital 12 May 65
 Sent to me from the Samaritan Hospital. Lives at 101 Palace
 Road, Westminster Bridge Road - Was under Mr. Haden the
 House Surgeon 3 mos.

Voice is in a low whisper, altho at times it has a loud hoarse tone.
 Came on with a cold, cough & sore throat 9 months ago,
 with hoarseness - the aphonia has been complete the last 2 mos.
 Probably the result of old syphilitic disease - Had syphilis 20
 years ago, married a 2nd time 2 years ago, & now has some complaint
 of the womb. Impeded nasal breathing.

Laryngoscopy Is a decided swelling & inflamⁿ on the left side of
 the soft palate from an abscess there, & threatened perforating
 ulceration above the uvula, from behind, existing only 1 week.
 There is old ulcer & jagged swelling of both true vocal cords,
 & at back of the larynx & much spasm & impeded breathing.
 There may be a distinct separate growth on anterior part of
 right vocal cord, but the spasm & irritⁿ were too great to permit
 of clearly defining it - Is a lump on the left scapular end of
 clavicle & soreness over the sternum - some dysphagia -

℞ Mist Pot lod ℥j	Susains Alum ℥ij
Sol Hyd Kiel = gr 1/16	℞ Symplic ℥j -
℞ Aqua	t. d.

24th Is cutarily better, much, can swallow better, redness less,

Cards now a pale pink & smoother - now the chief difficulty is in talking which comes again right down to the navel. The swelling at the roof of the mouth broke, & thrust behind the velum. It is now quite easy. Cough is better, but the 'irritation' in the throat is present. Is less hoarse, voice is clearer, more distinct & occasionally clear.

Sept 9 Very much better, but voice still impaired - (1)
Aug 1 Two abscesses burst in middle of velum & 2 openings remain like the fig. far more natural tone of voice. Sol not any.

Oct . Admitted ^{up stairs} with dysphagia, cough, ulcer of roof of palate, & very bad - but improved under use of Iod pot &c and on 20th the larynx was better, cards nearly normal & epiglottis quite so -

24th Much better. Inhaled Sol Zn sulph wh Clarke's Inst -

30th Left Hospital feeling nearly well - but still delicate -

10 Nov Readmitted worse, being rather full wet. Int of larynx & scooped out with small ulcers, as in mouth. Then put on to form & solid put to the latter. 14th Mr Walthermann touched larynx with nitric acid. All the

much dysph, she improved under large doses of Iod Pot & Hyd Bichlor.

21st ~~17th~~ Very much better indeed, ulcer healing & free from cough -

Left back end of the month -

15

William Savage -

Dr Davis (John Hall) on 23 May 1865 came with a note from his mother today that he had had Laryngitis in the winter, & continued hoarse still, & wd examine him w/ yr Laryngoscope. I did so on 24th. Had been hoarse 3 months -

Lary thickening & projection inwards of right false cord, with some pendancy of the epiglottis & congestion by very large vessels, of its lingual seruire -

℥j Am Rad. gr 32.	℥j Br Pot ʒij
Biel Hyd gr i	alm ʒij
n card to ʒij	ʒij ʒij M. d. e.
ʒij Bromid ʒij	ʒij ad ʒij
ʒij ad ʒij M	
C. mag	
t. d.	

June 22nd a little better - Lary now shows pretty clearly, ulcerⁿ & slight swelling below & in front of left arytenoid cartilage - The right false cord has recurred itself - Vocal cords seem white & normal. ʒij ad ʒij M of ʒij Sulf - Weiss.

made Biel ʒij - I almost fear threatened pulmonary disease.

July 25 Has been much better, voice clearer & more distinct, a little phlegm only, comes now & scarcely any cough.

Lary epigl rather pendent. Swelling of muc memⁿ subsided & V.C normal - no ulcerⁿ.

Feb 20 ¹⁸⁶⁶ Has been tolerably well in chud, voice & looks any well - a little card. has a gruff very rough voice, as if a growth were there - & on examⁿ - there is an on right card body, wh irregular of left card - purfig -

℥j ʒij Camp Co ʒij ʒij
Acid Scillae ʒij
Am Bromid gr 24
ʒij Sulf ʒij ʒij
ʒij ad ʒij M
C. mag. bis die. M



℥j ʒij Camp Co ʒij ʒij	C. mag
Acid Scillae ʒij	t. d
Vin Sfer ʒij	
ʒij ad ʒij M	

wh Charles -

^{or Strange,}
 Louisa Haldrook, aged 26, ad outpatient 26 May 1865 at West
 for aphonia & dyspnoea 3 weeks. Had Tracheotomy done 3
 years ago for specific Croupitis. On 30th I examined her at my
 workhouse & found a mere stump of an epiglottis, & chronic
 inflamⁿ & swelling of part of the larynx. I admitted her at once
 under Mr Hoelhouse & again examined her in the wards on 2 June
 (Lives at 7^A Paget St.) She had had severe ^{inflammation of several of the} dyspnoea night before -
 June 3rd Mr H. performed tracheotomy with great relief & she im-
 mediately became better & easier - 28th Tube was taken out &
 she went out on 30th rather poorly & not breathing very well -
10th She was better, but a swelling had formed on 8th at base of
 right neck over & above the clavicle, surface red, tender. Cat Line
 Re-admitted on _____, and Tracheotomy done a third
 time -

Sept 26 Came under me as out patient with mild bronchitis -

Lives 16 Rochester Row -

July 30 ¹⁸⁶⁷ Has been pretty well 18 mos, & took the tube out last Augt
 was at Parksworth some time - Looks well & stouter, voice is
 husky though audible, & she swallows well. Came for a Tonic.

June 23 ¹⁸⁶⁸ Lives at Rackney Wick & looks very well, voice good but a little rough
 at times. Has not worn tube 15 mos. Some fresh ulcer in throat, applied hot air &
 Pulvise
 and Pul had on 3y & d. Sage Pot Chlaurt - There is an aereal fistula, fine -
 Continued at 188.

Joseph Watling, aged 32, from Ongar in Essex, built me on
27 May 1865 by Mr Robert Brown Esq.

5 weeks lost his voice yesterday, quite well before, but fell down
in a fit & was insensible for 3 hours. Had 2 of these attacks be-
fore but no loss of voice, ^{one} 12 mos ago, & he can feel them
coming on, a feeling as if he was drunk. Is a steady man.
12 years with Browns - father of a family -

Lary Vocal cords normal - Throat relaxed - Head normal
Lg am lod 3/4
Splanchn 3/4
Ment Co 3/4
Lg 3/4 A ad 3/4 in
c. mag. t.
H. Pul Bron 3/4
Lg alu 3/4
St. cty 3/4
Vad 3/4 in
J. m & e

Salvianin about the neck -
186
Nov 10

9. Dysphagia, from scirrhus deposit, external
to the oesophagus, extending to it -

Marin Richards ad 41, ad 5 May 1865 Westminster Hosp. -
dysphagia 1 month, but saw throat since & was - occasionally
losing her voice, but can swallow both fluid & solids with great
difficulty. Has swelling in left side of neck, apparently extending
to the oesophagus. Must Put In Lin Bellad.

She got better & swallowed easier until
June 10 when it had got bad again & has a pain between the
shoulders when the food goes down, or the saliva. There is a
distinct swelling at side of left part of trachea, at inner side of
Sterno clido mastoid muscle. Has much expectⁿ but no cough.
It keeps continually coming without coughing - If she coughs
it's streaked with blood. How can swallow fluids better than
solids, latter keep coming back. July Larynx about normal
but a little oedema commencing of arytenoids. Swelling in neck is
hard, only commenced shortly before she came to the hospital -
no ulcers of pharynx seen, but much congestⁿ & irritability -
Food bad gr 14 to d. Pul & Water to neck -

C Tracemite by 3 -

June 30 Swelling in neck certainly less, but it varies. bowels confined
no appetite for solids - low spirits. added Spt Am cum by 4 v to d.

July 18. Brought back from the country not so well, swelling in the
neck increasing, much dyspnoea besides the dysphagia.

advised Chloroform first - Must acid & Gent -
 21st Breathing got oppressive, got stethoast - she cd swallow
 better, she was in bed & became drowsy and died at 9 pm.
 Autopsy attempted 25th at 5 Broad Sanctuary, but the
 decomposition was so extensive, & the skin of a pale blue wh
 large prominent Veins, that it was abandoned. Yet sufficient
 was made to verify the diagnosis during life -

James Crawford aet 25, ad July 25, 1865. Wood cutter -
 Specific saw throat 6 mos, Rhinophonia - Uvula re-
 tracted upwards from old ulceration &
 large space behind soft palate.



Always healthy before he contracted syphilis -

Had Pot mix 3/4

Had 1/2 dr Briel 3/4 t. d. purg album -

Aug 1. Is already much better, but Rhinophonia still strong.

Edw Sibly aged 78 ad May 12. 1865 - 14 Milborne St -

Pain in stomach - Haematemesis 12 mos ago, 1 tea-cupful - indigestion - no appetite - wasting - pains - alvine -

13. June no actual evidence of dis of lungs, but murmur heard at upper part of sternum - eats no meat nor milk

25 July Has been again all the usual mix, but still safe

for much pain ^{in stomach}, & in the lower belly too -

The blood & alkal mix seen to agree best -

Mrs O'Shaughnessy aged 50, came June 27th 1865 with a
 note from Mr Thomas L. Read of 11 Petersham Terrace
 South Kensington W, introduced to me by Dr Sadden Rogers.
 He stated she was a poor woman, laid up for some time
 with Chron Laryngitis. She wd not go to the Hospital & he should
 like to have my opinion of her case. Is a laundress & was
 accompanied by Mrs Cunningham of 4 Vicarage Place, ^{close by;} Patient
 lives at Holland Place, Kensington, near the old church there
History - Has had a neglected cough all the winter, & 9 weeks ago
 saw throat, & was attended by Mr Read (who she says sd it was quin-
 sy at first & then diphtheria). Has now great dysphagia,
 but can get down a little arrowroot, but not any tea or
 ordinary fluid. Has had aphonia the whole of weeks.
 Family all healthy, except her mother who died of cancer of
 the breast when she was quite a child. Has one son, a
 servant in Germany. Now A hard & swollen submaxillary
 gland of left & a smaller on right side of neck, & beneath the
 angle of jaw, & they pain her very much. Has much pain
 at the pœrium when she swallows & a great deal of phlegm
 comes, at first was white, now slimy & is a little purulent.
 Losing flesh fast as she takes no nourishment, unless a
 fresh egg, & voice a low whisper - attacks of dyspnoea

^{was}
 Chest narrow, dull both sides anteriorly, tubercles becoming de-
 posited rather extensively -

Especially great irritability & straining during the
 examination, & much secretion pouring out from the Valle
 ulae & interior of the larynx. Epiglottis greatly thickened,
 enlarged & inflamed, and much ulceration within the
 larynx involving the true vocal cords, as near as could
 be made out. Back of fauces much congested.

Prognosis bad. Chest & larynx together & liability to cancer.
 28th wrote to Mr Reed & advised 10gr doses Bryon t. d.
 & soothing gargle. Milk, arrowroot & powder biscuit -
 & return into Hoop & early tracheotomy.

Miss Nosniknis Memoranda - Eliza

- 1858
 April 4. Locket Cent. 8 Ring & green stones. ora et astrea
 May 7 Perigonatus 19 ora et astrea Feb 19. Daquer game -
 June 13 onum exit. July 9 Wedde, sd to be paing.
 Aug 6 Dig. Mons. Emb. Dis. Oct 6 Pater Mart.
 1859
 June 6 Benedictus. July 14. Missis - intra - Battles -
 July 22 Missis - intra. Aug 10 Do - do - sedis. Earl.
 Aug 22 Do do Islington - Octoten Do do chez moi
 Decem 9 Do do chez lui Islington. Feb 3 Do do chez lui - Ist.
 1860
 April 19 Orae depas - June 18. Orae depas sedis
 July 25 ora et fasseller Aug 18. Ora et chapeau
 Septem 6 huscurreid of dend fractus Dec 13 Bundle Sundries. Cup & Saucer on 20th
 1861
 Januy 24 Ora depas. sedes Feb 22 Idem March 2 Idem
 March 14 do, erect. 27 id. horiz. April 9 do arden 25 id. horiz.
 May 9. preterit decem stiel. mundye etait pasten redigit
 Sept 17. Orae depas, supra orum.

Gustave Schulze aged 26, sent to me July 8th 1855 by Mr J. Ashton of 31 Cavendish Square. He is in the employ of Mr Nicholays father. In middle of last March had a little tickling in the throat, followed by shivering with cough. Then perspiration & pain in right chest, with expectant after. His voice was hoarse. I went to the Dispensary for Dis of yr throat. & Matherie said he had congestion of the larynx for 5 weeks could not utter a sound. He lost much flesh & was after under a Dr & took ol. Mark & Peppermint & inhalⁿ of hot steam. & gradually his voice improved, but is hoarse still. His chest & perspirⁿ are better. Was always healthy before that. Coughs in mornings with green & yellow expectantia -

But no active disease apparent.

Large posterior part of both false cords inflamed & swollen & deep scarlet, with a little inter arytenoidal ulceration -

foam relaxed.

- ℥j R Camp Co ʒiij
- ℥ss Scilla ʒi
- ʒss Sanguin ʒij
- ʒiij Sulph ʒviii
- ʒss Spathul ʒss
- ℥ss Spon ad ʒviii ℥

- ℥j Am Sud ʒp
- ℥ss Alum ʒi
- ℥ss Spon ʒss
- ℥ss Spon ad ʒviii
- ʒ. n. & c. ℥

c. mag. t. d

17

Functional Aphonia -

Elizabeth Shuckwicks aged 21 ad 30 June 1865, sent to me
 Mr John March, Surgeon, St Johns Hill, Wandsworth -

Aphonia 8 months, fallow a cold, no cough. Stout look
 ing girl, fair complexion, but nervous -

Salt shows the larynx quite normal.

extreme debility - Mist Lues Co $\frac{3}{4}$ t. C Ferris $\frac{3}{4}$ grs -

July 15 Offered Salt to Vocal cords in presence of Dr Cheplin -
 on the 7th she was put on Mist Lues C Ferris $\frac{3}{4}$ t. d.

August 8. Spoke louder today than she has done for 9 months
 she has some appetite - less nervous - Chest apparently delicate -

16th not quite so well, appetite not so good. Larynx powerless
 per mirror - Shower of $\frac{3}{4}$ wh chloride. Salt externally -

By Mist Acid Gnl $\frac{3}{4}$ t. Mist Pot $\frac{3}{4}$ p. r. n

Sept 19 Went to the sea side one day & spoke loud several times, whilst
 in the boat; next day talked loud for 2 $\frac{1}{2}$ hours, & again in evening for 2 hours.
 Next morning for an hour, when it was foggy & caused cough & speak
 ment. & spit blood & phlegm & then spoke. Is now aphonic & weak.

By Ferris Cit grs C Stuch $\frac{1}{30}$ grs bis die -

Oct 31 Better, Voice stronger - Besides Mist Speenc & Br Am, Pil Salt bis die.

January 22 ¹⁸⁶⁶ Have seen her on & off. & a few days ago had Voice with pain
 but there is much constitutional disturbance of health -

19

Mary Ann Melville aged , rd 30 June 1865 recom^d by yr
Rev^d Bryan Belcher 32 Warwick Square -

65 Hanover St, district of St Gabriel Publico -

Aphonia since Christmas, gradually occurring. Last shell con-
cretion & sticking of mucous membrane causing true Vocal cords & partial
obliteration of opening into the Ventricles. - Diid per had 3p

July 7 yesterday morning the Sal Med Hyd 3p t. d
voice returned quite clear, she has some sp in swallowing -

At mid & pulse of Alum 3vi c Hyum 3p -

father Carpenter

Elija Lee, aged 25, ad 9 August 1865 sent me by Dr Ruff of Clapham, she lives 1 Clayland Rd, Clapham Rd - Not well since 21, she caught had cold then & a bad throat. Has sat in wet clothes & had gastric fever. Voice always good. Has had dysphagia for 12 mos. Can take fluids very well, but not meat, altho can other solids. Is thin - appetite good - Catamenia regular, not pale. Very weak after a motion. Does not sleep for 2 hours after. Gets up late, not desirous for outdoor exercise. Very nervous since being cured wth Pinus of Wales arrived. Lungs nothing - little spasm of pharynx, tonsils large & irregular.

Mist Carmin $\frac{3}{4}$ t. d.
 Am Bronnial griv. t. d.

Sept 19 Has been much better, but now has a little cold

Nov 3 Altogether better in every way & swallows meat better

21

Stephen Hayter and 10, ad August 11. 1885 rec'd by Mr John
March New Wandswoorth.

Respiration of speech from paralysis of special fibres of Thyro-
arytenoid muscles.

Mist Carm 34
Am Bromid griv - t. d. -

South Am Cox aet 25, ad August 11. 1885 lies 39 Fare 21, Cripple
 gate - Deafness 5 yrs right ear - rec'd by Lord Lovelyn
 Percy who told her I had cured a Cousin of his -
 Was here in St Lukes for some months but is well of that -
15th used Inhal Sol Zn wt Weiss
 through the nose -

Joseph Benson and 9, ad Aug 19. 1885 recorded by Mr J.
Baker Brown. Intelligent looking boy. Stammered & stuttered
some 4 yrs of age, but spoke well as a little child -

Lary showed nothing unusual, the examⁿ was easy & beautiful.

Is thin & rachitic -

Vin Ferru 3'

Some diuresis about fully the child before

his die

speaking -

Maria Keyes aged 42, ad 22 August 1865. Lives 4 Abbey Place
 Little Caranah St, W.C. Was first ill last Nov 12 months - married
 & mother of 11 Children, last born 13 mos ago, attended by Dr Richards
 & had severe tonic ft. He, she says, never saw such a bad case with
 throat & labour together. Illness began with dyspepsia & a sore
 throat, had frightful dysphagia; now is obliged to drink with
 what she swallows & sometimes it lodges in her nose. Voice
 totally lost for 3 mos. Complaint attributed entirely to a cold,
 Sometimes has pains in her shoulders, across the back. Sleep so
 so, good & bad. Dysphagia has been bad from the beginning
 but worse than it is now. It was not until last winter
 that Rhinophonia occurred. Was in Emursig Cal. Hosp 6
 weeks, 12 mos ago, for her throat, they did not use the laryngos-
 cope. Always suffered much for her ears, was deaf, but the
 hearing has returned. Has been almost starved from the dysphagia.
 Odour from throat is very offensive. The left side of the lower
 jaw, ramus & angle much swollen from pericostitis, right was so
 too, but not now; sometimes on left side tis like a gathering, it
 throbs, throbs & pains so.

Laryngoscopy. Uvula quite destroyed with a large piece of soft palate
 forming a triangular form to it, with an opening on each side, with
 sloping internal, as if lacerated; the left tonsil projects across, & is flat.

as in Fig 1. There is much general discharge, from back of nose & the throat. Epiglottis is $\frac{3}{4}$ the destroyed, being represented by a wide fold on left side and tubercle on the right. Both false cords swollen & irregular, forming an upper pharynx. The true vocal cords are not seen. The right arytenoid cartilage is present & more distinct than the left which is absent in position. Much secretion, mucopurulent is present.



Sol Potay was applied at the Hospital, but the following details & examⁿ were made at my house on 24th -

on 27th - Sol Potay 3p t. d.

Hyd Biel 3ri

J. saepe

Acid HCl dil 3x

Pil Sap Co; q. nocte

As ad 3vj. m

24th She found the head smacking but was told not to mind it.

29th Already is better, can swallow with more comfort & ease, & the throat is cleaner, 2 of purg smaller & purg secretion, odour less added to mix Sol Hyd Biel 3p - t. d

26

Elizabeth Edwards, aged 7 weeks, ad Aug 22nd 1865 with her
 mother for a Bright deep crimson Cutaneous naevus, occupying
 the left temple & cheek & eyelid in a line with the front of the ear.
 It came or first appeared when 2 weeks old, & now is of diameter
 2 inches irregularly. Mother had flooding & has had but little milk
 for the child, who is spoiled as well. The mother was accided $\frac{3}{4}$ p
 mid acid Chert t. d & the Naevus was painted with Tro of Iod.
25th She can open the eye better to day & the general redness is
 less & not so intense. 29th It is still less on the posterior
 part near the ear, but the skin is desquamating & rather tender.
 The Iodid was again applied as on 25th. Mr Hallhouse saw her after
 it was painted. Sept 19. On my return from the County more
 than $\frac{1}{2}$ was now quite white & rest diminishing.
Oct 10 & 17 I applied Sol but only, because the Iod had made the
 skin very tender & sore, & the applⁿ of 10th had already done good.

28

29

Cases at Birmingham

Hoarseness in a young woman, for some years, of a mild character, depended upon no appreciable lesion beyond a little swelling of the false cords, & arytenoids. I suspected pulmonary mischief.

Another Case of Loos of Voice & Hoarseness and hoarseness - for 6 years - no doubt due to specific influence.

There was partial loss of the epiglottis, with a distinct perforation of its right side, but not now ulcerated. The left Vocal cord normal, the right irregular. Both false cords irregular & a little swollen & projecting, & very active in creosoting upon the glottis. Nothing now active, but the remains of what there was -



A third case, I suspect, but I believe nothing beyond some little congestion & relaxation of muc. Mem.

For first case rec'd from in small doses, patient was a nice looking girl, never perforated -

Saw all three at Mr Claxton's, Colman Row 10 - with his partner Mr Bartlett, St Warden, Mr Bracey mentioned in my book, & 2 or 3 others -

I performed Autolaryngoscopy & examined them all -

30

3

15

1

Wm Thornton, aged 32, on Sunday 24 September 1865 I examined
 at the Bethnall House Asylum of St Millers.
 He had cut his throat about Sept 1864 & was a patient in Guy's -
 & was admitted after into the Asylum saying mad. He was fed
 with fluids when he first came & swallowed freely but with a
 little difficulty, no choking or coughing. His father committed
 suicide. He could ejaculate but not articulate & was half
 stupid, he could say yes. There was complete severance of
 the Thyro-hyoid membrane, but not the ligaments, so that the larynx
 hung down low in the neck, with a wide space between the
 cartilage above - Laryngoscopy with sun light, easy, in presence
 of St Davidson, St Millers being absent. The epiglottis was all
 gone & a cicatrix occupied the position of the cut valve, with
 a little reddish tubercle on the left side. He
 spat out the epiglottis when it was cut off
 with a razor. The larynx was twisted a little
 towards the right. Both Vocal Cords were intact & so was
 all the larynx & the arytenoids approximate in uttering sounds.
 The muc: mem: had a dirty colour, & the larynx looked
 as if voice did not much exercise it. It was quite clear
 that in deglutition the ary-epiglottic folds laterally met &
 were covered over by the back of the tongue, so that food

readily slipped into the Sac of the pharynx. The case was
interesting and instructive & the first of the kind I had
examined with the laryngoscope, altho I had often met
them formerly in the Hospitals of London.

Emma Thurston continued from Vol 4 page 428 -

October 3, 1865. Cough but no expectⁿ, no chest disease. Camp & London for Cambridge for the day - Larynx natural, but epiglottis pretty pendulous -

Salivary Glands with the aid of the mirror - & outside of the neck -

Inhalⁿ of Zn Spear -

By Chlorini 1/3 gr

At Ferri Div

Spr anal 3p

Spr anal ad 3viij m

C. mag. t. d.

To view the bell on neck

Boyle of Bor an 3p ad 3i

Zn sulph gr + 9pm 3p

Spr anal 3viij -

Dec 27. She wrote me on 19th that vocalization had returned for 7 weeks, but without distinct articulation - And as she had a bad cough I by Post Nix my usual one - & advised wearing the galvanic necklace -

1866
July 24. Aphonia complete, Larynx normal - no appetite, very weak & pale
acid Hcl dil 3iij
Zn Sul Co 3ii
C. mag. t.
Suspicion of chest disease.

Aug 20 She looked better but was thinner, has cough but no expectoration, Voice reduced to loudest possible whisper at times.

Catamen profuse every 12 days, anorexia, neck swells & is hard in parts.

Sept Nothing wrong, good motion of cards &c. Chest sounds weak & indistinct pulsation heard everywhere

By Zinc Sulph 8viij

Zn Mucrom 3ij

C. mag Ext Can Ind 8viij

his die Spr anal 3p 3viij m

Spr anal 3viij m

Lin Inf Co 3viij rub in *

Lin Bellad 3ij neck at night.

Oct 11 Has had an attack of Bronchitis & Cough is now present, short & husky. To take Milk & Cream early in morning &

1/2 N Calif Co 3ij
Acid Sulfur 3ij
Vn Spem 3ss

Syrup 3℥
etym ad 3vj ℥

Voin 34
is about
the same

1869 Not Not or 36

C. may f. d.

May 18 Has had sanguinous discharge from her mouth or her pillow & night gown at night for sometime - & discharge from the right ear too.

Salvar 12 was at Homouf Head - Larynx & throat quite normal.

19th Every morning about 8 o'clock fluid comes up, before or after breakfast -

1/2 M An acid 3ij
N Calif Co 3ij
Sod Sesquicarb 3ss
Tinct Iodine Vm 3ij
Aquae ad 3vj ℥

C. may
Spuy of 3m & all air privad 3j
daily with chloride -

Trach Bromidic -

1872
Aug 20 Has remanage & pus from mouth at night probably from decayed stumps of teeth & is becoming deaf.

by Ferric Citrate 80 36
Am Bromid 3j
etym 3vj ℥
C. may his die

Larynx is perfectly normal.

Aphonia present now 10 years -

Uterine functions all normal -

Aug 23 1875. Has had some actual vocal sound last 2 weeks. General health perfect, appet & diges food. Looks well.

35 Granular Charditis Vocalis, like the Conjunctivitis.

Edmund Smith aet 27, ad 14 Sept 1865 with hoarseness &
almost total aphonia for 1 week from a severe cold -
of Lary showed congestion of the larynx & redness of both vocal
cords, mild Charditis - was put on Must Pot Ind Esp - & d.
27th Examd him with Sun light in presence of Mr Bird of York & Dr
Rehul, when we found a swollen & pulpy condition of the muc Mem
at the center side of both Vocal Cords, for 2/3 width, like that
seen in granular conjunctivitis. There were little papillary eleva-
tions here & there, & the view was most distinct - The ventricles
were a little contracted, & I have no doubt this condition ex-
tended throughout the folds of both. He was treated by inhalation
of spray of Zinc wh chloride with decided advantage, for his voice
became almost natural for 2 or 3 days after, but relapsed again for
on Oct 3. he was still my house. He was to leave for New
Zealand on the 6th & therefore I considered the sea air & spray
as likely to bring about a cure - signed a paper for him on 5th -

Theriza Freeman aged 34, ad 26 Sept 1865 Sunday St. Paul's
 Married - 1 child of 12 years - Is tall & delicate looking, with
 - phthiric family history -

Sau throat on & off 3 months, feels sore, but has attacks of
 retching 2 or 3 times a day, even in the street - has cough &
 is husky at times - Says nothing beyond congestion on
 Oct 4th - 26th was put on Swift Pat Food
 about Carmin at 3rd t. d.

Sample of Alcom -

37

Ellen Beatty aged 33, ad Septem 1865 for acute peritonitis
of the left tibia. 2 Saunders Pl, Saunders St, Union St,
Lambeth Walk. But was formerly under my care with the
disease. Has now Rhinophonia, & adhesion of remains the velum
to pharynx especially on the left side.

Mrs Paxman
~~Gibbs~~ act 19, ad end of Septem 1865, but exam'd again on
Oct 30. 2 children - married to man over 40 - Catamenia appear
regularly since husband left 3 $\frac{1}{2}$ mos ago, & I can detect no child
per vaginam or belly. Father is Mr Gibbs, wheelwright
Mietwaley, West Drayton, Middlesex.

Charlotte Gilbert aged 55, ad Sept 25. 1865 into Hallett Ward -
 of Goxford, Suffolk. Married. Difficulty in swallowing 4 or
 5 mos. now can scarcely get either fluid or solid food
 down - Is constantly hemming & food comes out of nose - Voice
 is perfect & breathes easy unless at night when she is nearly
 choked & pain shoots from the ears to the throat - Is getting
 very thin - Surj on 26th with sun light, & found ulceration
 of pharyngeal surface of cricoid cartilage, with contraction of the
 pharynx low down, & oedema of arytenoids -

Oct 6. Much expect of pus & blood from the throat, & hemming more
 frequent - takes little or no food - To be fed by the bowel, & to
 have an I. R. tube to suck food into the mouth - Placed under
 my care thro D^r Fidd Bird - 10th was much general swelling
 of the neck from extension of the malign disease, esp^{ly} on the left
 side - Ulcer well seen by sun light extending to the left aryte-
 noid cartilage - Great difficulty in swallowing at all -

12th Consul^r held as to advisability of oesophagotomy but the
 case was not suitable, from infill^m of its structure. Mr Brooke
 passed down a catheter, which permitted her to swallow a cup-
 ful of milk - 13th To day was a little better, but the
 neck felt sore from the handling yesterday - 17th The general
 swelling of the neck is increasing anteriorly & is harder, altho she
 swallows a little better - but is very weak -

Continued at 43

39 Structure of oesophagus -

Robert Grayson, aet 43, ad Oct 5th 1865 Sunday Dr
Chambers of Sutherland St, who has passed a bougie 2 or 3
times - Coming gradually for some time, can't eat any
solid food since 3rd - To day Mr Hawken passed in a
bougie - ^{by Miss Carm} ^{3/4}
an Bronied gr x. t. d -

Went on quite well up to 12th whilst he had medicine, &
swallowed easy, but he then feels little obstruction below.
13th to day I passed down a large bougie without any ob-
struction at all, into the stomach - Pl. hist -

17th Is still had again & swallowed nof last 2 days -

20th He fasted since 15th, but on evening of 18th recovered power of
swallowing in something giving way in the mouth, & he is
a great deal better. Dr Chambers thinks there is palsy of
the oesophagus. Refl must wk he likes -

Nov 7. Has fasted since 4th, having been better up to then. I passed 2 large bougies
without effect, but stopped at lower end of tube, but got in a no 2, through it -

It is probably now a true stricture. ^{1/2} Stick gr 1/12 ^{at mouth} 3
^{2/3} For Mus 24x ^{f. d.} 16

14th A little better, but had to change Med to the 1st mix prescribed -

Dec 8 Better since last visit up to yesterday - Dysphagia then came on
again & he c'd eat nothing - To day he is better again

40

41

Mary Anne Pritchard, aged ^{ab} 26, ad Oct 13th 1865 with irri-
tation, ulcer (not specific) & indurⁿ of Vagina at the ex-
tremity. Ant & post 7. She had been under my care about
2 years ago, for urethritis & indurⁿ, for which she was
admitted as an in patient under Dr Bird.

Lives at 18 Great George Street - exam^d in presence of 1 of the
pupils. Small vagina & well formed external parts -
Oct 31 Called on her & found her very much better.

42

43

Charlotte Gilbert Continued from page 38.

Oct 20. Is feebler & feebler, retains the enemata only a very short time now - A catheter would not pass through the stricture & there is much bloody offensive discharge. Pulse almost thready - 28th extremely emaciated & weak & left the hospital to go home to die - Front of neck was very prominent & painful down to the clavicles, and an offensive odour came from the mouth & throat.

Path Trac Val 17

44

Miss Ely^s Chalmers aged 41, ad Oct 18. 1865 recd by Mr
 John Haff, under whom she was taken care -
 Bad throat since 1843. Was a continuous expectⁿ of mucus
 from the root of the neck. Has no regular cough. Throat just
 dry & parched; health bad since 1843. Has little mucus
 & causes pain. At times must pain at root of neck. 15 years
 ago would eat. Had dyspnoea at birth.

Lang. nothing but simple relaxⁿ in fauces & nose - pharynx
 rather dry & velum & uvula rather flabby. Appetite bad &
 has got thinner. had palpⁿ of the heart. wrote to Mr Haff
 & suggested small doses of Iod Am & mixed astringent gargle -
 21st I prescribed Borax gargle by letter.

Dec 11 she writes from Chillingham, nr Petworth Sussex, she was
 no better, & when she coughed, it was like ⁴ Mumps 3iv
 learning the flesh off the throat. ^{chillid 3ii}
 is painful when she talks or reads. ^{but not 3iij}
 Pharynx & speak read as little as possible. ^{Van Ant 3ij}
 Apr 10 8.
 C. May. 7. d.

Intermittent aphonia from tracheitis.

46

Mrs Reed aged 44, sent me Oct 23. 1885 by Dr H G Wray
She is nurse at the Samaritan Hospital New York -
and has had aphonia on & off for 5 years, beginning with Bronchitis.

Tongue very large, but a little congestion of larynx was seen and
some tracheitis. U & Mix Rect &c -

~~None of these attempts at removal of Sam Wash in form of Dr~~

Sarah Williams, aet 25, ad Oct 17 under S Radcliffe -
 Married. Bad throat & mas - and again that time set
 down to Chron laryngitis. Had slight cough 12 mas, but
 had for 6 mas. 20th Lary. partly pendul epiglottis with ^{great}
 thickening & ulcerⁿ of the swollen upper edge, the forerunner of
 acute tuberculosis. Superficial ulcer of the larynx -
 Shown but not cured - 28th Inhabⁿ of Sol in Sup with Clarke
27th Almost the same 31st Very draughty ward, no improvement -
Nov 3 Lary in presence of S Radcliffe, Killman & others, & showed
 the scraped out & thickened ulcer epiglottis, characteristic of pulmonary dis-
 ease; & on examⁿ the chest was found largely dull from tubercles -
7th So cutaneous better. less dysphagia & soreness. Repl Arg Shomer -
14th Ulcerⁿ & thickening of epiglottis is less. Repl Arg. ^{Shower her to cordarily}
Dec 5. Left to become out patient - & others -

a patient of Dr. Savage's.


Ann Fitzgerald ad 32, exam Oct 27th 1865 sent me by Dr. Parsons & voice gone for upwards of 7 mos. Had slight cough & violent pains in



Stomach & 6 mos pregnant. Originally kept on by hunger, & almost no clothing, thro' had husband - & if it had not been for Lady Baker wd have died. Last winter had terribly severe Rheum^m, hands swollen up & inflamed for 3 weeks - Saw a warty growth



attached to anterior free border of right vocal cord as seen in the sketch, which does not prevent closure of glottis, but does of vibration - wrote Dr. P. about it - 9th made attempt at removal of mass in presence of Dr. Savage & Parsons - 15th Examined her again -



Advertisements, orders for

British Medical Journal

June 24th 1865. Enclosed 12

Lines, on the front page whenever he can.

Ditto Mr George P. Butcher called & solicited insertion for the enclosed. April 3. 1867 at 2/- each. I gave an order for 26 insertions, 1 every 2 weeks, & occasionally to appear on the front page -

- 1 April 27 - 1st Sir D. Bennett 1st.
- 2 May 11 - 1st Sir D. Bennett 1st.
- 3 " 25 - 2nd - do
- 4 June 9 - 3rd - do

Lately published, the Second Edition, rewritten, with Illustrations, fcap. 8vo, cloth, 5s.

The Laryngoscope in Diseases
of the THROAT; with a Chapter on Rhinoscopy.
A Manual for the Student and Practitioner. By SIR
DUNCAN GIBB, Bart., M.D., Physician to West-
minster Hospital.
JOHN CHURCHILL and SONS, New Burlington Street.

51

1865

The Times - Nov 13. 10 adverts of 6 lines1 a week, for 10 weeks - pd 2.5.0 -Wash in the ThroatIn paper of Novem 20th page 13Ditto — Novem 29th page 13Ditto — Decem 6th page 13.Ditto — Decem 22nd page 13Ditto — Jan'y 4th page 13Ditto — Jan'y 11th page 13

1866

The Times Sept 12. 8 adverts of 5 lines - 1 a week for 8 wks p 32/-In paper of Septem 15th page 12 Body Wash in ThroatDitto Septem 20th page 11Ditto Septem 29th page 13Ditto October 6th page 12 BodyDitto October 11th page 11 (Mr Churchill 1 in body too)Ditto October 18th page 13Ditto October 23rd page 12 Body.Ditto October 31st page 13The Times Oct 31. 8 adverts of 5 lines, 1 a week for 8 wks pd 32/-Ditto November 2nd page 13. (Or 3 Mr Churchill had)Ditto November 10th page 13 (1 in body - p 12 -)Ditto November 17th page 13 (26th Churchills in body)Ditto December 4th page 13

Second edition, fep. 8vo., cloth, 10s. 6d., pp. 481.
DR. GIBB on DISEASES of the THROAT and
WINDPIPE, as Reflected by the Laryngoscope: a complete
 Manual on their Diagnosis and Treatment. Churchill and Sons, New
 Burlington-street.

52

Churchill in
 Body of 16th

The Times December 13th page 10 Body
 Ditto December 20th page 13
 Ditto December 28th page 11

Lately published, price 1s.
ON THROAT COUGH; its Causes and Treatment.
 By GEORGE D. GIBB, M.D., Assistant Physician to Westminster
 Hospital. Churchill and Sons, New Burlington-street.

1867

The Times - My book on Throat Cough - 4 lines - 5 insertions / 28 Janry
 1. Ditto January 30th page 13 -
 2. Ditto February 8th page 13
 3. Ditto February 15th page 13 (Churchill had my new ed
 of Laryngoscope in body -)
 4. Ditto February 22nd page 13
 5. Ditto March 7th page 13 -

1867

Sent P.O. order for 20/- for 5 weekly adverts as at top of page - 16 March
 1. The Times March 20th page 13 (Churchill had this in a 21st
 in the body -)
 2. Ditto April 2 page 13
 3. Ditto April 9 page 12 Body -
 4. Ditto April 16 page 13 (Churchill had in in body on 17th)
 5. Ditto April 23 page 13 -

1867

The Times May 23. Body of, page 12. Churchill had above
 in as Sir Duncan Gibb on Diseases of the Throat for 1st time
 Ditto June 6. Body of, page 14 Churchill had my work
 on the Laryngoscope by Sir Duncan Gibb M.D. &c (Bart, not in)
 Ditto June 11. Body of, page 14. same as one of May 23.

The Laryngo, &c, by Mr D
 The Times Octob 9. Body of page 12. Sir Duncan Gibb, Bart.
 Ditto " 22 do of page 10. Sir Duncan Gibb on
 Ditto " 25 do of page 10 as on October 9th -
 Ditto Novem 15 do of page 12. as on Octob 22nd -
 Ditto " 28 do of page 10 as on Octob 9th -
 Ditto Decem 5 do of page 12 as on Octob 22nd -
 Ditto " 13 do of page 12 as on Octob 9th -
 Ditto " 28 do of page 10 as on Octob 22nd -

DISEASES of the THROAT and WINDPIPE, as
 reflected by the Laryngoscope; their Diagnosis and Treatment.
 By Sir DUNCAN GIBB, Bart., M.D., Assist.-Physician to West-
 minster Hospital. Second edition. Churchill and Sons, New Bur-
 ington-street.

The Times. my book on Throat January 28th 1868 Pd for
 10 Insertions at 4/- £2.0.0. First appeared in

- 1 Ditto of January 30 page 5 Body of
- 2 Ditto of Febury 6 page 2
- 3 Ditto of Febury 13 page 4
- 4 Ditto of Febury 20 page 3
- 5 Ditto of Febury 27 page 5 Body of
- 6 Ditto of March 5 page 3
- 7 Ditto of March 12 page 13
- 8 Ditto of March 20 page 4
- 9 Ditto of March 27 page 4
- 10 Ditto of April 3 page 3

Second Edition, fcap. 8vo, cloth, 6s., with Woodcuts.

The Laryngoscope in Diseases of the
 THROAT; with a Chapter on Rhinoscopy. A Manual for the Student
 and Practitioner. By Sir DUNCAN GIBB, Bart., M.D., Assistant Physician
 to Westminster Hospital.

John Churchill and Sons, New Burlington-street.

Jan 25
 1868

20/- pd 27 Dec 67

574

The Lancet Work on Laryngoscope - 5 Insertions
 January 11th 1868 - front page as requested -
 25th " " " " " " " "
 February 22nd " " " " " " " "
 March 7 " " " " " " " "

Second Edition, fcap. 8vo, cloth, 5s., with Woodcuts,
The Laryngoscope in Diseases of the
 THROAT; with a Chapter on Rhinoscopy. A Manual for the Student
 and Practitioner. By Sir DUNCAN GIBB, Bart., M.D., Assistant Physician
 to Westminster Hospital.
 John Churchill and Sons, New Burlington-street.

Churchill's advertisements

The Times February 14, 1868. Laryngoscope - Body p 12.
 Ditto " 27. Throat Body p 12

In same number & page Pulvermacher quotes my opinion in full
 giving me my name & title in full - He has 1 whole column.

The Times March 4, 1868 Laryngoscope Body p 12
 Ditto April 2. Throat Body p 12.
 Ditto April 7. Laryngoscope Body p 12.
 Ditto April 15. Throat Body p 12.
 Ditto May 18. Laryngoscope Body p 12.

In number of 19th May. Another Column of Pulvermacher as before.
 with my name & quotation from book - I cut it out.

The Times May 21. Throat Body p 12.
 Ditto June 1. Laryngoscope Body p 12.
 Ditto July 6. Throat Body p 12.
 Ditto July 16 Laryngoscope Body p 12.
 Ditto July 20 Throat Body p 12.

1868

3rd Edit.

<u>The Times</u>	October 29	<u>Laryngoscope</u>	Body p 12
Ditto	Novem 5	<u>Throat</u>	Body p 10
Ditto	Novem 7	<u>Laryngoscope</u>	Body p 12.
Ditto	Novem 13	<u>Throat</u>	Body p 12.
Ditto	Decem 4	<u>Laryngoscope</u>	Body p 10.
Ditto	Decem 12	<u>Throat</u>	Body p 12.
Ditto	Decem 17	<u>Laryngoscope</u>	Body p 12.
Ditto	Decem 30	<u>Throat</u>	Body p 10.

Mr Churchills advertisements for 1869

<u>The Times</u>	February 18	<u>Laryngoscope</u>	Body p 12.
Ditto	March 8	— Ditto	Body p 12.
Ditto	April 13	— Ditto	Body p 12
Ditto	March 13	— Ditto	Body p 12
Ditto	June 17	— Ditto	Body p 12
Ditto	July 12	— Ditto	Body p 12
Ditto	October 11	— Ditto	Body p 11
Ditto	Novem 8	— Ditto	Body p 12
Ditto	Decem 17	— Ditto	Body p 11

Second edition, 6s., with Engravings.
THE LARYNGOSCOPE in DISEASES of the THROAT. By Sir DUNCAN GIBB, Bart., M.D., Assistant-Physician to Westminster Hospital. Churchill and Sons, New Burlington-street.

- The Times my book on Laryngoscope May 18th 1868 paid for
10 Insertions at 4/- £2.0.0. First appeared in
- 1 Ditto of May 27th page 13
 - 2 Ditto of June 3rd page 12. Body of. 2nd from top.
 - 3 Ditto of June 11th page 12. Body of.
 - 4 Ditto of June 17th page 17.
 - 5 Ditto of June 24th page 13.
 - 6 Ditto of July 2nd page 13.
 - 7 Ditto of July 15th page 13.
 - 8 Ditto of July 22nd page 13.
 - 9 Ditto of July 29th page 12. Body of -
 - 10 Ditto of Aug 5th page 10. Body of -

Now ready, third edition, with Engravings, 5s.
THE LARYNGOSCOPE in DISEASES of the THROAT. By Sir DUNCAN GIBB, Bart., M.D., Assistant-Physician to Westminster Hospital. Churchill, New Burlington-st.

by P.O. order

- The Times my new book on Laryngoscope Sept 25th 1868 paid
for 10 Insertions at 4/- £2.0.0. First appeared in
- 1 Ditto of Septem 29th page 11.
 - 2 Ditto of October 8th page 11.
 - 3 Ditto of October 15th page 12. Body of -
 - 4 Ditto of October 27th page 11.
 - 5 Ditto of Novem 5th page 11.
 - 6 Ditto of Novem 13th page 13.
 - 7 Ditto of Decem 3rd page 13.

- 8 The Times of Decem 11th page 13
 9 The Times of Decem 22nd page 11

Now ready, third edition, with Engravings, 6s.,
THE LARYNGOSCOPE in DISEASES of the
THROAT. By Sir DUNCAN GIBB, Bart., M.D., Assistant-
 Physician to Westminster Hospital, Churchill, New Burlington-street.

The Times, took a Laryngoscope 3rd edit. Sent P.O.
 order for 10 insertions 27 January 1869 at 4/- £2.0.0.

1. Ditto of February 2nd page 11
2. Ditto of February 9th page 13
3. Ditto of February 24th page 14
4. Ditto of March 3rd page 12 Body -
5. Ditto of March 14th page 12 Body -
6. Ditto of March 22nd page 12 Body -
7. Ditto of March 30th page 11
8. Ditto of April 7th page 12 Body -
9. Ditto of April 22nd page 12 Body -
10. Ditto of May 6th page 15 Supplement

1868 The Athenaeum

paid

August 15. The Laryngoscope in Dis of Throat -

4/- each

" 22. Ditto — do

The Lancet Students Number -

paid

Septem 12 The Laryngoscope - 3rd Edit - next week -

4/6 -

The Lancet 8 lines, 6 adverts @ 4/- 1.4.0

1. October 24. Sir Duncan Gibb's Works - page 2 -

2. November 7. — do

3. November 21 — do

4. November 28 — do

5. December 5 — do page 2.

6. December 19 — do page 4.

7. ¹⁸⁶⁹ January 2 — do page 2.

8. January 9 — do page 2 -

The Lancet, 8 lines,

6 adverts @ 4/- 1.4.0. paid on

January 29 to 1869 -

1. February 6. page 4 -

2. February 20. page 2.

3. March 6. page 2.

4. March 20. page 2.

5. April 3. page 2.

6. April 17. page 2.

Sir Duncan Gibb's Works on
DISEASES OF THE THROAT.

1. DISEASES of THROAT and WINDPIPE. With Plates, price 10s. 6d.
2. The LARYNGOSCOPE in THROAT DISEASES. Do., price 5s.
3. On THROAT COUGH. Price 1s.
4. On DISEASES of the TONGUE BONE. Price 1s.
5. TREATISE on HOOPING-COUGH. Price 7s.

London: John Churchill and Sons, New Burlington-street.

p 1.
2.
2.
2

Sir Duncan Gibb's Works on
DISEASES of the THROAT and LARYNX.

1. DISEASES of THROAT and WINDPIPE. With Plates, price 10s. 6d.
2. The LARYNGOSCOPE in THROAT DISEASES. 3rd Edit., price 5s.
3. On THROAT COUGH: its CAUSES and TREATMENT. Price 1s.
4. On DISEASES of the OS HYOIDES, or TONGUE BONE. Price 1s.
5. TREATISE on HOOPING-COUGH. Price 7s.

London: John Churchill and Sons, New Burlington-street.

1869 Pulvermacher

The TimesMarch 8. A whole Col. Badly p 12. Exp. Throat, ^{Book}

June 21 or 2 — do ————— 12. do

Aug 21 — do ————— 12. do

October 6 — do ————— 12. do

Novem 6 — do ————— 12. do

Decem 3 — do ————— 10. do

Decem 27 — do ————— 11. do

1870
Januy 29 — do ————— 12. do

March 14 — do ————— 12. do

May 17 — do ————— do

July 4 — do ————— 12. do

" 14 — do ————— 12. do

Aug^t 9 — do ————— 10 do

" 20 — do ————— 12 do

Septem 5 — do ————— 12 do

" 28 — do ————— 12 do

October 25 — do ————— 12 do

1871
Januy 13 — do ————— 10 do

May 19 — do ————— 12 do

GALVANISM V. THROAT DISEASES.
PULVERMACHER'S VOLTA-ELECTRO THERAPY IN RANDS.
 Necklases, &c. — Sir George Duncan-Gibb, Bart., M.D., Physician to
 Westminster Hospital, writes, in his "Treatise, on Diseases of the
 Throat," published in 1868, "The voltaic current, applied in the
 manner directed, becomes feeling and
 galvanism, applied in the manner directed, it becomes feeling and
 certain firm, in nervous power. This can be obtained by
 wearing one of Pulvermacher's necklases round one-half of the neck,
 which keeps up a mild current of electricity, which is ex-
 tremely beneficial, and renders the cure permanent. A few instances
 will suffice to illustrate the treatment." (Here the author describes
 several successful cases in support of this.)

Brit Med. Laur

Sir Duncan Gibb's Works
 on the THROAT and LARYNX.
 1. DISEASES of THROAT and WINDPIPE, 20s. 6d.
 2. The LARYNGOSCOPE in THROAT DISEASES.
 3rd Edit., 5s. IMENT, 1s.
 3. On THROAT COUGH: its CAUSES & TREAT-
 4. On DISEASES of the OS HYOIDES, 1s.
 5. TREATISE on HOOPING-COUGH, 7s.
 JOHN CHURCHILL and SONS, New Burlington Street.

July 10. 1869 - 8 Adverts
at 2/6 Paid 1.0.0

- 1. July 17th 1869. front page -
- 2. July 31st 1869. do do
- 3. August 14th 1869. third page -
- 4. August 28th 1869. third page -
- 5. September 11th 1869. sixth page -
- 6. September 25th 1869. second page -
- 7. October 9th 1869. third page -
- 8. October 23rd 1869. front page -
- 9. Novem 6th 1869. third page -

Brit Med Laur

Third Edition, scarlet cloth, price 5s.
 By SIR DUNCAN GIBB, BART., M.D., LL.D.,
 Author of Diseases of the Throat and Larynx.
The Laryngoscope in Diseases
 of the THROAT; a Manual for the Student and
 Practitioner. With numerous Woodcuts.
 JOHN CHURCHILL and SONS, New Burlington Street.

Dec 19th 1870 - 8 Adverts
at 2/6 Paid 1.0.0

- 1. Decem 24th 1870 page third -
- 2. Decem 31st 1870 third page -
- 3. January 7th 1871 fourth page -
- 4. January 21st 1871 second page -
- 5. February 4th 1871 front page -
- 6. February 18th 1871 third page -
- 7. March 4th 1871 third page -
- 8. March 18th 1871 front page -
- 9. April 1st 1871 third page -

The Times, book on Laryngoscope 3rd Edit. sent P. O.
order for 10 Insertions 20th Novem 1869 @ 4/- £2.0.0

1. Ditto of November 25th page 12 Body
2. Ditto of December 2nd page 12 do
3. Ditto of December 9th page 13
4. Ditto of December 17th page 12 Body-
5. Ditto of December 24th page 11
6. Ditto of December 31st page 9 & 10 Body-
7. Ditto of January 8th page 12 Body-
8. Ditto of January 17th page 12 Body-
9. Ditto of January 24th page 12 Body-
10. Ditto of February 1st page 11

Lately published, in scarlet cloth, 5s.
SIR DUNCAN GIBB on the LARYNGOSCOPE in
DISEASES of the THROAT. Third edition, with numerous
Woodcuts. Churchill, New Burlington-street.

The Times, book on Laryngoscope 3rd Edit sent Check
for 10 Insertions 23rd May 1870 @ 4/- £2.0.0

1. Ditto of June - 1st page 14
2. Ditto of June - 14th page 13
3. Ditto of June - 23rd page 13.
4. Ditto of July - 4th page 12 Body-
5. Ditto of July - 14th page 13.
6. Ditto of July - 22nd page 13.
7. Ditto of July - 28 page 13

- 8. Ditto of August 4th page 12 Body -
- 9. Ditto of August 12th page 13
- 10. Ditto of August 18th page 10 Body -

AN INVALID GENTLEMAN, mentally or otherwise affected, can be RECEIVED into the house of a physician of high standing, near Hyde-park. Liberal terms expected. Address M.D., Mr. Gould's, chymist, 193, Oxford-street.

This appeared in The Times of March 24th 1871 page 14, but not a single reply was received.

Lately published, in scarlet cloth, 5s.
SIR DUNCAN GIBB on the **LARYNGOSCOPE** in **DISEASES** of the **THROAT**. Third edition, with numerous Woodcuts. Churchill, New Burlington-street.

The Times, book on Laryngoscope 3rd Edit sent Check for 10 Insertions 10th April 1871 @ 4/- £2.0.0

- 1. Ditto of April 19th page 14
- 2. Ditto of April 27th page 13
- 3. Ditto of May 4th page 13
- 4. Ditto of May 11th page 13
- 5. Ditto of May 19th page 13
- 6. Ditto of June 1st page 13
- 7. Ditto of June 8th page 4
- 8. Ditto of June 15th page 4
- 9. Ditto of June 21st page 14
- 10. Ditto of June 28th page 13

UNFURNISHED, near Portman-square, **DRAWING ROOM**, large Bed Room, and others as required, in physician's house. Terms 80 to 100 guineas. Address M.D., Mr. Gould's, chymist, No. 193, Oxford-street.

This appeared in the Times of April 18. 1871 page 13
 Ditto ~ " 28 " 3
 Ditto ~ May 4 " 13
 Ditto ~ " 11 " 13

The Times, book on Laryngoscope, 3rd Edit, sent Check
for 10 Insertions 10th October 1871 @ 4/- £2.0.0

1. Ditto of October 13th page 11.
2. Ditto of October 26th page 13.
3. Ditto of November 2nd page 15. ~~Body~~
4. Ditto of November 7th page 18. ~~Body~~
5. Ditto of November 14th page 14
6. Ditto of November 24th page 14
7. Ditto of Decem 7th page 14
8. Ditto of Decem 14th page 12
9. Ditto of Decem 25th page 14
10. Ditto of January 1st 1872 page 15

Lately published, in scarlet cloth, 6s.
SIR DUNCAN GIBB on the **LARYNGOSCOPE** in
DISEASES of the THROAT. Third edition, with numerous
Woodcuts. Churchill, New Burlington-street.

The Times, book on Laryngoscope, 3rd Edit, sent Check
for 10 Insertions 30th January 1873 @ 4/- £2.0.0

1. Ditto of February 13th page 15.
2. Ditto of February 19th page 15.
3. Ditto of February 21st page 15.
4. Ditto of February 26th page 14.
5. Ditto of March 8th page 14.
6. Ditto of March 14th page 15.
7. Ditto of March 27th page 15.
8. Ditto of April 3rd page 15.

9. Ditto of April 102 page 15.
10. Ditto of

65

Mr Churchills advertisements for 1870

<u>The Times</u>	February	14	<u>Laryngoscope</u>	Body	p 12
Ditto	March	17	Ditto	Body	p 12
Ditto	April	14	Ditto	Body	p 10.
Ditto	May	23	Ditto	Body	p 14.
Ditto	June	10	Ditto	Body	p 12.
Ditto	July	21	Ditto	Body	p 12.
Ditto	October	12	Ditto	Body	p 12
Ditto	November	2	Ditto	Body	p 12.
Ditto	November	24	Ditto	Body	p 10.
Ditto	December	20	Ditto	Body	p 10.

The Lancet June 14. 1873


on the front page.

2	Do	June 21.	page 2
3.	Ditto	June 28. 1873	page 3.
4.	Ditto	July 5. 1873	page 4.
5.	Ditto	July 12. 1873	page 3.
6.	Ditto	July 19. 1873	page 2.
7.	Ditto	July 26. 1873	page 2.
8.	Ditto	August 2. 1873	page 2.
9.	Ditto	August 9. 1873	page 1.
10.	Ditto	August 16. 1873	page 3.
11.	Ditto	August 23. 1873	page 3.
12.	Ditto	August 30. 1873	page 3
13	Ditto	September 13. 1873	page 2. Students 2 number 3

Third Edition, scarlet cloth, price 5s., 8vo.
By Sir DUNCAN GIBB, Bart., M.D., LL.D.,
Senior Assistant-Physician to Westminster Hospital, Author of "Diseases
of the Throat and Larynx."
The Laryngoscope in Diseases of the
THROAT; with a Chapter on Rhinoscopy. A Manual for the Student
and Practitioner. With numerous Wood Engravings.
J. & A. Churchill, New Burlington-street.

The Times, book on Laryngoscope, 3rd Edit, sent Check
for 10 Insertions 4th November 1874 @ 4/- £2.0.0

1. Ditto of November 7th page 14.
2. Ditto of November 18th page 15.
3. Ditto of November 27th page 15.
4. Ditto of December 3rd page 15.
5. Ditto of December 9th page 15.
6. Ditto of December 16th page 14.
7. Ditto of December 24th page 15.
8. Ditto of January 7th page 15.
9. Ditto of January 13th page 15.
10. Ditto of



Mrs. Edg^h Barnet, ad 31, ad 31 Oct 1865. Lives 27 Bowling St,
 through Deans Yard, a Dairy mans wife - Was in Hosp some time
 ago for 3 weeks. Constantly feels as if a ps of skin hung in the
 swallow, & is afraid she will choke - Never sleeps at night
 Burning in throat fearful - Difficult in getting up phlegm - Uvula
 cutoff firm, - nothing to be seen, right tonsil movable, & all mem
 relaxed & vertable, not caputed By antimonial gr¹²
Must Barn 3/4 p. t. d
 For 3 Intay Sol (gr 30 ad 3i) { graj al e Glycerin -
 daily to the throat -

Adelaide Burton, ad 31, ad 31 Oct 1865 under Dr Fenchem, with
 Chm Laryngitis. Married - ill 3 mos - exam'd wth Laryngoscope with
 out going into history, before Dr F, Dr Radcliffe & others - found
 extensive degeneration of Velum & uvula - & some swelling of false
 cords & inflamⁿ, Chron, of true, but not clearly seen, & the
 glottis was contracted - I diagnosed specific disease, which
 was confirmed after by the history, and the aphonia, and stidor
 & obstructⁿ was relieved by treat^{mt} by the 3 elovem - Taking Hyd
 Bromid & Salutaray applied - 7th Is very much better -
10th Was almost quite cured, & her voice natural, indeed in 2 or 3 days
 of return after treatment - The diagnosis was correct.

Eliza Miller, aet 40, ad Oct 24th 1865. under S Rodcliffe met
 chem. Laryngitis of 12 mos. - married. 1 child. Was hoarse in
 Oct 1864, & lost her voice gradually, & quite gone last 3 mos.
 neck very sore on right side - Some dysphasia -

Says. Epiglottis quite pendulous, could not see the larynx at all.
 in presence of S^r R. & others ^{Nov} 7th Is easier - Shows Post Aeg -

14th Is better, voice clearer, eats better, & looks stouter -

~~21st~~ Left for Dover. Wife of a soldier, voice improved but is
 not cured. Was low spirited -

sk
chr
aut
ext
car
glo
- an
- 1
- 1/2
100
- 1/2

Andrew Mathewson aet 37, Dec 5, 1865, sent me by Dr
Cahill - had cough for 2 years in the winter - a cough
& quite hoarse & thin - cough now very bad, hard & dry -
Tubercles in both lungs & softening in right, emphasic heart

Law Great thickening & ulcer of the epiglottis - some dysph
Scurrim - Anemic -
R. n. Camp Co 3ij
act killer 3ij
nut. pot. 3ij
Vini Ipecu 3ij
Spm ad 3viij m
By P. B. B. 3ij
an 3ij
3rd Sulf 8v18
Spm 3ij
cl. ad 3ij
f. 3 ut d. m

C. mag. t. d -

18th Cough very much easier & better, but throat still very sore
w/ much dysphagia from the ulcer epiglottis -

Walter Pritchard aged , must be see Januy 9th 1866 at No 18
 Gullway St, Westminster -

Is a very hard gin drinker - Works at tallow chandling -
 Losing flesh rapidly, face puffed out, subject to Rheumatic
 Gout some years - was at one time stout, now thin.
 Weakness in small of back - His food as soon as eaten passes
 from him - Much secretion from nose &c -

by visit to Comp 3rd
 Am Bromid pro t. d.

Emp Roberson -

Lin Bellad 3ij.
 Lu Let Co 3oj ℞

April 14. Dilator 3 times, at residence 19^h Advice -
24th Advice - Returned her by reply the 3 drawings of flowers -
May 16 advice 8 $\frac{1}{2}$ pm Topicⁿ semel. June 21 Topicⁿ semel vesper -
July 24 Topicⁿ semel 7 $\frac{1}{2}$ pm - Octob 8 Topicⁿ semel 7 pm.
Novem 11 Topicⁿ semel 7 $\frac{1}{2}$ pm. Feb 28. 1868 Advice 8 pm -
March 10 advice & Topicⁿ at 8 pm. Rly for diaphanitic mixture -
April 14 exam^t of chest. Topicⁿ semel 7 $\frac{1}{2}$ pm. Nix fastan & chest pain -
June 1 Better, her in the Country - Topicⁿ semel 8 $\frac{1}{4}$ pm -
July 4 Mild Topicⁿ semel 8 $\frac{1}{2}$ pm 8th visit and advice -
Sept 2 Topicⁿ 11 am - 3rd Advice Oct 8 Advice vesper -
Oct 30 Topicⁿ 7 pm. Jan¹⁸⁶⁹ 20 Advice

107 Laryngeal Spasm, from pressure on the recurrent
nerve by an aneurism - Genl Bronchitis -

Ch Thomas Buckley, aet 47, on 9 April 1866 I examined for Mr J M Corner
out of Poplar - a Blacksmith. Been ill for 12 mos, but especially had the
ext last 4 or 5. Genl evidence of bronchitis all over the chest, sibilant
cra & sonorous rales. Nothing wrong with his larynx - Voice caputal -
glauw long & relaxed cords, should be lessened. Has lost 2 st weight
as coughs most in morning for 3 or 4 at expectoration of heavy frothy
& a material, whitish & milky. To go on with his Pet Milk -
Breathes hoarsely as if there was laryngeal obstruction, but
there is none. Mr C, wrote to me from the symptoms he believed
it must be laryngeal disease. I wrote on 13th an A of above
April 25 Mr C wrote a degree of dullness exists to right of the sternum,
where resp'd murmur is deficient, & the same may be said of the entire front of
that lung - Pus'd tumor pressing on recurrent laryngeal nerve -
Aug 18. Mr C wrote that he died shortly afterwards, and
besides the Genl Bronchitis, the P.ell. revealed aneurism
of the aorta -

Mary Ann Weatherly, aged 21, April 16th 1886 bro't to me by Miss
 Williams, 84 Englefield Road, Islington, for the most violent
 fits of coughing lasting several hours. 1st time it occurred 2
 months ago, altho has had an ordinary cough long time before this.
 Colour good, thro not sting, Mucous phlegm. Attended by Campbell
 & Bell Islington. I rec'd to me. Cough generally towards evening, but
 the worst begins at 8 Am. like whooping cough. Sleeps in morning -
 pain at back, & on left side.

Lat No dissem of Larynx or lungs; respⁿ wavy -

℞ Amberoid ℥ij

Vini Ipecac ℥ij

℞ Valerian — ℥ij

℞ Card to aa ℥ij

℞ Amant ℥ij

℞ Sp — ad ℥ij

C. May

t. d

Diag. Nervous

tracheal spasmodic

Cough -

Frederick Lean, aged 61, ad 19th last exam April 17th 1866
 7 months ago 1st noticed dis of throat - exam'd Chas & West 9 weeks ago -
 exte Larv in humer of S Malloch of Ottawa, Mr Hollborn, Mr Oley &c
 can Deep ragged sloughy & foul ulcer at the base of the tongue, cutting thro
 glo part of the epiglottis & destroying a considerable portion of it, extending to
 right side of pharynx & top of larynx - right malleolae esp) involved -
 1st True Vocal Cords & deep stens natural - Voice good - No dysphagia
 He was admitted & I again exam'd him on 20th & he was really better &
 10th the parts looked more healthy from the use of lemon juice &c.

27th Swelling of side of throat today, & glands of neck enlarging & indu
 eating - Fine view wh. Tom light, before Heath & others -

May 4. Ulcer is apparently less, but the throat is swollen on right side within,
 & the glands of neck & side of jaw are slowly enlarging. Admin'd today
 at the Bad Vol, the Kiel Hyd. Plaque is dead.

11th Ulcer is still less, & glands in neck not so swollen by use
 of Paultrics - Yet has suffered much pain - Used in $\frac{1}{2}$ the dose -

18th Still improving, but low for the med. omit it.


25th Same clearer & better colour, not so much
 secretion - but swelling on right side of the throat
 increasing, corresponds wth external large glands.

Exam'd in presence of Mr Scriven & others -

June 8 Swallowing very good yesterday, throat looks better & looser
 but has a hard weevy cough no doubt from the throat. The inter-



of the larynx is better seen, with the true cords at the bottom, much ulc^r a right side, & a finger shaped process of epiglottis on the left -



22nd Is wonderfully better, glandular swellings fast going down -

Throat looks better though red, but the cough is distressing with expectoration - He is taking Nit acid & Cinch - Red Wine - & al, Gly ^{& Berlin purple}

29th Some dysphagia from a sore or swelling in right side of the throat applied Sol Nit acy, & made them less in the purple -

July 13 Is not so well, right side of fauces swelling, is pebbler ^{& white} & worn.

20th Better again, but great pain in right side of neck -

27th Little more soreness in throat, cough & hoarseness increasing. Sol Nit acy.

Septem 11th Ulcerⁿ at side of the larynx a right side, foul smelling, throat reddish, much loud cough expectⁿ, much splanched, admitted into the Hosp today - a pouche of Condy acid used - Probable Cancer of Lungs -

14th He died quite suddenly early this morning -

21st Death showed in the larynx, which was much eaten away on right side down to but not involving the cords, & the finger shaped piece of epiglottis well seen. No dis of lungs or elsewhere, she must have died of sheer exhaustion. Had been a hard drinker 1 time -

5 Bullen thanked me for what I did for the poor fellow -

She was exhibited at Path Soc Nov 6th 1866 by myself -

Janet Mitchell aged 31, single ad Oct 5th 1866 - Single -
 Aphonia on and off since Decem 1865. Voice comes & goes -
 pain and discomfort on left side of neck. Last a 6th
 left vocal cord is red & indistinct & does not meet its healthy
 fellow of opposite side. Is Infirmarian at Lodge for Children
 at Kensington - Mother, father & sister are dead - from other
 diseases than phthisis, though all delicate in chest.

4 2 comp Co 3ij
 1 in spec 3ij
 acie scull 3ss
 nit pot 3ij
 Sp 3ss
 Apr 2d 3VII m

10m Spec of Iron chloride
 of v Speare always restores the voice - C. May, t.

Nov 2 Voice better & spoke yesterday. To day not so strong -
 Is taking 3 Hygieine die - & misplaced chest 3ss. t. d.

Louis Meyer, aged 34, on June 29th 1886 Examined for Dr Bayard Mueschel
 of 85 Murray Road, S.W. a patient of his at North Lion Hoop Falls of Chest.
 266 Tol Ct Rd. Helms at 17 Endell St. Taking since May 24
 Linn dispr + Col had 3p Sig mark 3' ag ad 3/18. 3/1 - t. Is quite hoarse
 when so some 7 months - Father now 95, officier in College of France. Mother
 died at 83. Is smaller for Savary & Lemeller
 Larynx - Extreme irritability of fauces & larynx, but lumen of larynx is
 much congested, relaxed, greatly secretory & pouring out mucus - back
 of larynx ulcers & swollen; indistinct ph of Larynx & lumen of the larynx -
 wrote 30th to Dr Mueschel an exp of the case -
 July 7 Is better, fauces clearer less irritable, but voice is loud, sonorous, & hoarse,
 of the character of the Australian case. Folds of false spread on outer margins of true
 which are a little congested, ulcers less. Spray of Fr. Pain a left horn of hypoid.
 At larynx - & ol heart 3/1 his die. Linn Sep at Belland -

Mrs Parker, ad 36, I saw on June 30th 1886 sent me by Mrs
 Sabery Hagg - lives 125 Wardour St - Coffee House Keeper -
 Ulcerated Throat & no voice - Voice now altered & I made pack
 Fluid has come thro the nose - No cough, nor appetite - Been
 my deaf 16 years - Knows Mr Hancock my self -

ly acid Hel del	3p	ly alum	3p
Am Beant	3p	St	3ij 3oj
W mustom	3ip	ad	3oj
Inf Gent ad	3oj		f. m & e
C. mag. t. d.			

100
 110
 120

Jane Lankester, aged 42, sent me July 27th 1866 by S. Sturt of 57
 Maynard St.

1 year had sore throat, hoarseness & dyspnoea. 6 weeks ago voice quite
 went away. Has been in bad health 2 years, beginning in a violent cold.

Gets black in the face, on stooping, excitement or any exertion. Now her
 face is of a deep crimson red & the veins on each side of the neck are
 distended to the size of the little finger. On right side above the clavicle
 is a puff, swelling. Never had haematemesis, nor disease of the heart,
 lips are bluish. Breathing noisy but not stridulous. No family.

Larynx Enlargement of Veins of the larynx & great congestion of the fauces;
 much irritability of the larynx, left Vocal Cord, on a lower plane than
 the right & somewhat congested; right V.C. normal & white.

Both moist, but apertures of both Ventricles closed; a swelling on both sides,
 smooth on right, irregular on left, somewhat woody in character, below
 the true cords. Chest Loud bruit is heard over left clavicle, upper

chest, below, & on the left side & over the heart with 1st sound -
 is absolute dulness, but I suspect an aneurism of the aorta
 compressing the pulmonary artery, or perhaps communicating with
 it. The Veins of the arm are enlarged, not those of the chest -

115

Mr Goodlands aet 21, sent me. Sept 22nd 1866 by Dr Henry F. Bate 1 Clifton Terrace, Maiden Hill. Is a bilious man with a great deal of lymphatic irritation too low down for him to see. Always well up to 3 mos ago - cold from being in ballrooms of an evening. Voice good, no cough, but constant hemming & clearing of throat; is frequently present in the day & takes tea at night. Large pendulous epiglottis, elongated uvula, great congestion of the velum & fauces, & also of larynx, but not of vocal cords. Edge of epiglottis a little swollen.

25th Jan Dr Bate & advised snipping edge of the uvula.

Varying Aphonia for 8 months

Samuel Woollett aet 27 ad Oct 2. 1866 - sent me by Dr Vine 3 Herrietta St. - from Hadlow Kent, but going to live at Wandsworth - 1 Belmont Terrace - no cough but varying aphonia for 8 mos - Lost his voice on going to live at Wandsworth.

First aet c sent 3p to Dr Vine Nov 24 + 4 + d - Dr Luff et Bellard

9th Voice much better & stronger pt -

16th About well - pt -

Mr Lee, had staid at Westminster sent me August 1. 1886 by Mr Heath
my colleague - I am staid for 2 weeks - cannot swallow with comfort,
& breathing difficult in bed & at night - it feels now I am comfortable

Lard Extrem confes & relaxⁿ of pances & back of cricoid cartilage -

Spec of Frank Clarke - Tol Nutary daily - had used alien gangle -

By Am Ind 8r 5

By Am Ind 8r 12

Vin Specie 3i c. may

Pol chblunt 8r 12. lister

Aprin ad 8r 12 -

By Natl Bul 3p.

Alum 8r 12

Spum 3ij

Aprin ad 8r 12

8. 3als &

117 Spasmodic Dysphagia -

10
 ch
 ch
 out
 ext
 can
 gl
 1/2
 100
 of
 Mrs Eliza Martin, aged 45, sent to me at Harp July 31. 66 by Dr
 Vine - 3 Kenwicks St, Covent Garden - Has had dysphagia 10 or 12 yrs, but she
 can eat solid & liquid food, has always to drink when eating; small things
 as a pea stick & almost choke her - Good health food - Can eat meat unless
 chopped - When hit in the back the food passes down - Is thinner because she
 does not eat as much as she could wish - Wife of a Publican, 2 sons, lives
 at Hadlow, front of Hadlow Castle. Larynx normal & fauces too, but
 there is a lump size of a walnut deeply seated to the right of the upper tracheal
 rings, not seen, that gives rise to spasm in swallowing, cause of all - No
 structure of the oesophagus at all - Voice excellent.

Mix prescribed & long on Linctus -

October 17 Better, can eat more, finely chopped meat, & drink very
 well. Back not now to be hit in swallowing. Lump in the ^{neck} ~~throat~~ is
 not so large, & the mucous of the larynx is good & clear, no spasm
 at all. Looks well, & dressed in a
 Blue silk, & drove up in a hansom cab with
 her husband.

Lin Sup Co 3ij
 Lin Bell 3ij

By Aunt Brown 2ij c.
 Off Am Ant 3ij mag.
 Fr Oud Co 3ij t. d.
 Spr Ant 3ij
 Spr ad 3ij m.

Wm. Wells, aged 40. Luke Ward under Mr Heath, Is a Marine -
 Exam'd Sept 14th 1886 at Caymans eye with Sun light. Voice
 Somewhat but rough, not clear nor positively hoarse, but better he
 says than it has been - Early some palsy of right true Vocal cord -
 both sluggish, but the right positively affected. He has a large
 subclavian aneurism, with great dulness a right side of Chest above,
 when it is become solid - pulse very feeble -

119

Abscess of the Septum Nasi from a Blow.

A woman, aged about 40, presented herself 9 Octob 1876, complaining of impossibility of breathing through either nostril, and as the outside of the nose on either side was a little swollen, at 1st sight I suspected a polypus. On examining her I found that the smelly in the nostril on each side came from the septum, and as she was quite well up to a week before when she received a blow on the nose with the fist of her husband, it must be an abscess. Fluctuation was not felt, the parts were so tense. My colleague Dr Heath pushed a knife into it, & out came the matter with immediate relief. A view from behind, before this revealed nothing -

Judgment of Ring at back of nose 13 years -

120

by Mr. Hickman

Caroline Moon age 15, had to me October 12th 1886 for Rhiniascopy. When 2 yrs old a ring got in back of the throat & it was thought to have passed per anum. 2 weeks after was discharge of nose, & ceased in a fortnight, & ever since has had affection of eye throat &c, & been to various Hosp^s in England & Ireland, under various names. Under Kallen in ^{who excised right tonsil} Southampton Hosp^y. She could not go to School for her fetid breath. Mr. Hickman 1 Dared eye, said he felt something at back of throat laid, & with the ^{& sun light} mirror he saw a little object, he used a bent piece of wire & got out a flat purple ring, been there 13 yrs - Since then the parts have contracted. Swell ceased a few days after entirely. The ring had been quite impacted in soft tissues -

Rhinost. hole thro soft palate on right side & large tonsil on left. Process of expanⁿ easy. a large part of septum - some & portions of turbinated bones of both sides. 2 or 3 irregular tubercles of mucous membrane seen. no bleedⁿ now but the parts rather vascular. Voice now getting less nasal & can breathe thro both nostrils -



121 Remains of Past pharyngeal Abscess, after diphtheria
12 mos ago -

William Weston aged 11, ad 16 Oct 1886 wd the remains of a past
pharyngeal abscess, after diphtheria 12 mos ago - History clear -
Peculiar inspiratory stridor, head drawn towards left side, pale, neck
emaciated - tottering & feeble - foul odour from a foul ulcer at back
of pharynx chiefly on right side - Bad cough too - Much dysphagia, no
desire for food - Larynx enormous swelling of epiglottis -



by milk & cream to 3p
C 2r urine Vom 17xv
t. d. Sugar Permanganate potass -

23rd Much better, eats now with a little appetite, less dysphagia,
throat clearer & not so foul - Stridor less -

30th Something broken in throat since 23rd & much matter expect^d - dyspnoea at n; eats
better & more. Throat looks healthier. Wine Pol Lad 3ij
2r urine Vom 17xv. t. d. At al Wash
et gargais -

aged at 35, Jan'y 29th 1867 sent to me

respirer by Mr Sars, Surgeon - Is a Clerk
 Tall that for 3 mos, and dysphagia 1 month.

Voice a whisper, but can force out a loud hoarse
 sound. No chest dism Mr Sars said - Coughs



& chokes with liquids, unless swallowed in a continuous gulf -
 pulvaceous solids go down. Can drink a tumbler of stout -
 Got well to skin several times & clothes dried upon his body.

Lary. Inflan^d & swelling of epiglottis, & both arytenoids swollen, pale
 & bathed in Secutin - Left arytenoid ulcerated - Left side of
 Sol Nit acy wall - [back of Thyroid Cuticle external propriety & tender.

Deposit in base of right lung posteriorly -

Jarce of Venice, Honey

Cad liver oil, wh his grain

Glycer & Water -

Lacid - Nit acy Sol -

Specy of Zn & Alum or of Barax -

ex
ch
and
ex
ca
st

Mrs Allens baby, aged 14 weeks, I visited March 29th 1867 in East
 Gye St, Westminster - Mum had the breast milk, & born a fine
 healthy male baby. Mouth sore, wh
 cyanotic & a little swelling of the glands
 of neck - feet a little so too -

ly Put Ind 8r iv
 W Caust Co 3ij
 St am ant 2ij
 Spm Anethi 3ij

Lun Tap Co to neck.

C. min f. d.

March 31. It died on evening of 30th, with neck much swollen, & to
 day I gave Certificate of death, the cause of, want of breast milk
 & consequent debility & exhaustion -

Margaret Roberts aged 24, came to me April 22. 1867. Is servant of Mr Walker 22 Grosvenor St, & sent by him -

Had sore throat 3 years, especially affecting right side low down. Is sometimes very dry & rough, appetite fair & digestion good. Health good in other respects for some years back. Was in America - Is a native of Wales & then in England 2 years now. Voice good.

Shows granular disease of the follicles & some pendancy of epiglottis. has a little cough -

℥ss	℥ss	℥ss	℥ss	℥ss	℥ss	℥ss	℥ss	℥ss	℥ss
℥ss	℥ss	℥ss	℥ss	℥ss	℥ss	℥ss	℥ss	℥ss	℥ss
℥ss	℥ss	℥ss	℥ss	℥ss	℥ss	℥ss	℥ss	℥ss	℥ss
℥ss	℥ss	℥ss	℥ss	℥ss	℥ss	℥ss	℥ss	℥ss	℥ss

May 3 Is much better herecept. but varies from time to time. The throat looks better. Membr a healthy pale pink. tongue clean & color of skin better Pt Om. Sol but acc 9. 2 days to fauces. ^{wh current break, on right side}

20th Feels a beating on right side as if a fluttering there due to carotid pulsation. Membr of throat looks well. Head beats often. ^{add to mix} ^{make} ^{℥ss} ^{℥ss} ^{℥ss}

Elizabeth Page, aged , was sent to me by Mr J. Holmes of St
 Guy's Hospital, & I had her admitted into Westminster Hospital, on
 April 30. 1867 under Dr Finckham.

Mr Holmes wrote, she had been in St Guy's a long time under him, & at King's
 College under Dr Johnson for aphonia, without any relief. When he last saw her
 she had a good deal of Chron Laryngitis with occasional very severe attacks of
 dyspnoea, so that the ^{House} Surgeon was at 1 time on the point of performing tracheot-
 omy. (It was done on her sister at KCH) The appearance of Chron inflammation
 chief would also very distinct at that time both about the cords & azygos
 epitheloids. Having failed to afford her any relief himself, & stating a
 good deal of interest in her case, he recommended me to apply to me.

My Examⁿ. Complete paralysis of both Vocal cords, but no appa-
 rent disease - Whisfer almost inaudible. She was treated by Dr Fin-
 ckham, without benefit, & left on 3 June 1867. Galvanism locally
 was not used, as it was done for her by Dr Johnson.

June 4. Larynx normal, with more action in the vocal cords, & can
 hear loudly - Admitted her to go into Westminster Hosp. as she resides
 at Hammer-smith -

Mrs McEay, aged 43, admitted June 7. 1867 into Westwood Hosp
 rec'd by letter by Mr Andrew Stern.

Amenorrhoe 9 years, & anidom all that time, is gouty.
 Had her left arm squeezed some months ago, & it sometimes
 swells so as to become livid - the veins on left side of front
 of the chest are large & tortuous, indicating difficult circulation.

Is stout & plethoric. Remains of a scar on left arm -
 of Am Ind 8r 4 C. may Lin Sap et Bolus
 of Am Ind 8r 32 lies die
 of Am Ind 8r 34 Apr ad Evng n

Aug 9. Arm very much better in every way. But the right hand
 has become swollen & oedematous on dorsum. for which
 I ordered a Sol P. b. diact 3ij ad Oj - Pt mix -

Octob 15 Arm is quite well, but right hand is swollen in middle
 of palm & dorsum arched as if from deep seated mischief.

Solutio of Nucum 3ij ad Oj Aquae - Pt Mix -

22nd much better. Swelling coming to a point on the dorsum -

Decem 16 Swelling greatly gone down, a little induration in middle
 of palm, dorsum roundish, no pain, can flex fingers but can't sew.

¹⁸⁶⁸
July 1 The hand supplicated back of wrist, healed, & again suppura-
 ted to the anterior side, where there is a large opening with central gran-
 ulation. Otherwise tis well, & her health is perfect -

116 127

Henry John Evans, aged 12 last Dec, was admitted June 11. 1867 in
St. Charles Ward, West Hosp. Lives 6 River Hall, St. Wardsworth
Road. Had measles 8 yrs ago, and since then never had
his speech perfectly. Has been hoarse & almost voiceless 10 mos.
& breathes with a noise of whistling, especially loud at night.
Eats well & drinks cold water well. But warm broth or tea, or
anything warm he cannot get down. Eats heartily.

Is quite hoarse, sometimes completely aphonic.

Was 6 mos at St Thomas Hosp, Bristol &c, but dis never was made out.

Larynx. Vocal cords, swollen & relaxed. Epiglottis nearly wholly
pendant & irregular. With efforts
interior flap seen. Both ary-
epiglottids greatly swollen, especially
the left. A growth seen be-



tween the vocal cords, springing from subglottic space, some-
what irregular in shape, size of a gaud pea. Interior flap
irregular & uneven, not smooth. Vocal cords normal
as well as could be made out.

14th The tongue was held out by Mr Alfred Dickenson, and on the very
first introduction of the speculum a small growth was quickly snared
and withdrawn in the loop of wire. The merest trace of bleeding ensued.
No further attempts were made, as there was now some irritability.

The small growth remnant was situated upon the left vocal cord near its origin - 18 made some attempts to pass the electrode down, but the epiglottis the moment of contact a passing caused closure of upper aperture of the larynx, & they were fruitless.

21st Was more successful & remnant several fragments, & broke up the growth from between the origin of the cords. 25th This was repeated with similar success. 26th Examined him in the wards with low light, & showed his larynx to our Hallhouse & a number of the pupils. The larynx was tolerably free, & he had some voice, could call out "John" much louder than heretofore. There was too much tenderness to attempt anything to day.

28th Discharged to be an out patient.

July 1 His voice was now loud with gruff tone. Epiglottis completely pendant. Sp. of 3 or 4 chloride & ounce of Alum. with 2 Jonic.

10 129

es

ch

au

ex

ca

so

u

v

v

10

it

Mrs Ann Coeche, aged 46, came to me June 18th 1867 from
 Westbury, in Wills, as a gratuitous patient from Mr Sharland.
 Miss Etta Sharland had already written about her.
 Has suffered nearly 5 yrs with an affection of the throat. Can
 swallow better than might be expected, but the food wants to
 lodge at a certain place. Can eat potatoes, thin bread & butter,
 & can drink pretty well. At 1st suffered from something in left
 breast & shoulder, the last 2 or 3 years I met with a blow
 there. Health has always been fair before this. A tickling some
 times occurs with dryness and it makes her cough. 12 was
 ago was a patient at the United Hospital at Bath for her
 breast & shoulder. Voice gets hoarse sometimes. An in-
 strument was passed down the throat once. Heems constantly
 in a mild manner. Has lost flesh. Voice is some constrained
 as if muscles diseased, but the breathing is quiet & easy.
 Has pain in left chest, running down the arm & at the apex
 of the heart occasionally, the upper part of the chest, shoulders
 & neck are swollen, pain in collar bone, left pulse fuller
 & stronger than the right, bruit heard in chest above ~~at~~
~~apex~~ of heart No positive dullness. Aethrometers expansion.
 Lungs nothing whatever wrong, unless a little congestion of both
 costal cartilages, no spasm at all, nor much secretion.

20th Chest no special dulness, but great pulsation over upper part of left chest, extending to the right, suspicion of aneurism of the left carotid or subclavian, with general enlargement of deep cervical glands & tissues. There is the possibility of cancer, invading the deep seated glands, & extending to the lung, which the progress of the case will determine. Yet there is no actual dyspnoea, altho' great prostration from slight exertion, with weakness.

I passed my large stomach pump tube into the oesophagus without the least obstruction. I advised her to return home & I would write Mr Shalton about her.

21st wrote Mr Shalton an A.P. of the case & suggested the Mineral Acids with small doses of one of the Ferricides (2 grs.) & keeping up the general health. I lean to the supposition of Cancer of lung & need for reasons given. Prognosis serious.


Examination of Asiatics and Africans at the Home
for Asiatics, Paplar, July 25th 1867

with the assistance of Mr F. M. Corner of the Manor House.

I left home at 5 m to 1 & reached his house 152 East India Road
a little before $\frac{1}{2}$ past 2. I ate some lunch & was then driven to
the Home for Asiatics where all the officials were in readings,
& with the able assistance of Mr Freeman, I commenced to
work in a small room, with a gas fish tail burner. The
people stood & followed the example of one another in under-
going the examination -

- 1 aged 37, male, native of Calcutta $\frac{3}{4}$ black
epiglottis pendent
- 2 aged 22, male, native of Benares black
epiglottis completely pendent
- 3 aged 18, male, native of Madras quite black
epiglottis completely pendent, flat & long.
- 4 aged 29, male, native of Calcutta $\frac{3}{4}$ black
epiglottis pendent & end a little turned up -
- 5 aged 22, male, native of Burrakpoor, Bengal, $\frac{3}{4}$ black
John Knox - son of English father & native mother.
epiglottis & projecting much beyond -

- 6 aged 19. native of Pondicherry, Madras. Black
epiglottis pendent & folding
- 7 aged 46 native of Madras. Jammal man $\frac{3}{4}$ black
epiglottis pendent, flowing & flat
- 8 aged 30 Negro from heart of Africa rescued from slavery - Black
epiglottis pendent, & a little arched, could see the larynx
- 9 aged 33 native of Kingpo, China. large
epiglottis pendent. 16 years in England
- 10 aged 36 native of Goa, Bombay, ^{or Portugal} Presidency
epiglottis pendent.
- 11 aged 23 native of French part of Hayti W.I. Black
epiglottis quite pendent & hanging down pharynx.
- 12 aged 20 native of South Sea Islands, Tonga.
epiglottis pendent. father English, mother a half Caste
- 13_a aged 22 native of Kiur Congo, Africa. Black
epiglottis quite pendent & narrow. 1st time in England.
- 14_b aged 30 native of same place Black
epiglottis quite pendent, narrow & very projecting backward
- 15_c aged 20 native of same place Black
epiglottis pendent, arched & broad
- 16 aged 27 native of Madras - hoarse. $\frac{3}{4}$ Blk
epiglottis pendent & arched. There was milky secretion on
the arytenoids &c. & I diagnosed Phthisis of larynx & lungs
from that -

- aged 22
 17 native of Malagasci, Madagascar Servant man
 epiglottis pendant, & curled - irritability. black
curly hair &c.
- 18 aged 16 native of India, Bengal.
 epiglottis pendant & flat.
- 19 aged 67 native of Calcutta 3/4 black
 epiglottis pendant
- 20 aged 20 native of Ceylon black
 epiglottis pendant & curved.
- 21 aged 35 female native of Cere, Calcutta - 3/4 black
 epiglottis pendant & long -
- 22 aged 36 female native of Madras, very intelligent 3/4 black
 epiglottis 3/4 pendant - larynx seen -
- 23 aged 19 male native of Calcutta - black
 epiglottis pendant & curved 
- 24 aged 23 male native of Congo River black
 epiglottis quite pendant
- 25 aged 22 male native of Congo River black
 epiglottis pendant & long
- 26 aged 26 male native of Congo River black
 epiglottis pendant & long -
- 27 aged 33 male native of Bombay. fair
 epiglottis pendant like a great leaf

28 aged 42, male, native of Calcutta -
 epiglottis perfectly flat -

Here was the remarkable fact of pendency of the Cartilage
 in every single person examined, which I certainly was
 not prepared to encounter. All were males, & 2 females.
 The Congo men were fine healthy merry fellows, all young
 & lively, & in them at least I should have expected to
 have the epiglottis vertical, but it was not so -

Mr Freeman the Superintendent was of great service
 in giving me the various information regarding the individual
 cases - My examination included the entire of the larynx
 of the larynx. and as my object chiefly was to ascertain
 the position of the Cartilage, it was readily done with
 ease, in the entire number, & not a single failure.

Edmund White

Boole of United Kingdom 1865. at Westminster.

Population of United Kingdom 1861 29.031.164

Prof Dieterici of Berlin in 1858 gives the
 population of Europe as 272.000.000
 Asia 750.000.000
 Africa 200.000.000
 America 59.000.000
 Oceania 2.000.000
 Total 1283.000.000

Income & other Tax Returns.

¹⁸⁶⁵

Aug 18. Returned Schedule D for year ending April 1866. 250

¹⁸⁶⁶

Aug 9. 1866 Do do for do April 1867. 250

¹⁸⁶⁷

July 29. 1867 Do do for do April 1868. 250

¹⁸⁶⁸

July 14 1868 Do do for do April 1869. 250.

¹⁸⁶⁹

July 16 1869 Do do for do April 1870. 250

¹⁸⁷⁰

June 6 1870 Do do for do April 1871. 250

¹⁸⁷¹

June 6 1871 Do do for do 5 April 1872. 250

¹⁸⁷²

July 6 1872 Do do for do 5 April 1873. 250

¹⁸⁷³

July 22 1873 Do do for do 5 April 1874. 250

¹⁸⁷⁴

July 16 1874 Do do for do 5 April 1875. 250

¹⁸⁷⁵

August 6 1875 Do do for the year 1875 end 5 April 76. 250

138

Addresses for ReferenceMrs Williams, Laundress

Lily Cottage, East Row, Kensall New Town

Miss Sheppard 2 Cumberland St, Caledonian Road

July 1. 67.

Islington

Mr Maitland 34 Burton Crescent.Miss Stewart dressmaker

1 Milton Road, Albion Road, Stoke Newington - see *

St Coyswell 47 York TerraceSt Dinean 6 Alfred Place Bedford SquareMrs J J Jones Maggie Miller that was

1 or 4 Windsor Place, Drchester St, Montreal

Miss Holmes

Aug 24. 67.

107 Sedbury Rd, Westbourne Grove, Bayswater.

Mrs Bennett a respectable nurse, well related -at Cogens, Watchmaker 56 Gray St, Portman Sq
recommended by Mrs Adolphus Francis Dec 6/67.Mrs Rumley

57 Burlington Road

St Stephens Square

Bayswater W

Charles Gbb

Parkers Hotel, Surrey St, Strand

early 1868 -

Catharine E.

* Miss Stewart 68 St Pauls Road, Canbury N.
 k
 Jan'y 9th 1868 -

Mrs Pangman

April 15/1868.

21 Gilbey St, Gossum Spr

Mr Allanby

April 27th -

40 Sussex St, Tottenham Court Road

F.W. Lancaster 1 Bellevue Villas

Chalwood Road, Putney,

May 3/1868

just over the Bridge

a friend of Jems.

Gordon Mackenzie Esq

Aug 1. 1868

7 Clarence Villas, Windsor

go through Peaseod St, to reach it -

Mr Ashame 4 Belsize Park Gardens -

House very near the end ²Belsize of the Avenue Road -

Dr Logan 59 Canabury Park North

Canabury -

July 7th 68

Mrs Legg, my new Landress; successor of late Mrs Williams

7 Middle Row

Kensall New Town -

Oct 13. 1868

J.W. Coles, New Brentford, near P.O. is Mrs Williams's brother -

141

Miss Pam 7 Cambridge Villas
Cambridge Road north
Hammersmith Sept 1868

Mrs Petric 48 Ambuley Road
Harrow Road Nov 18. 1868

Mr Kida 23 Nassau St
Middlesex Hospital Nov 12. 1868

Mrs Thomas
No 18 Upper Elm St nurse with Lady Cathcart
Pimlico - & Lady Palington
called July 5. 1865

Napoleon Dubois de Lube
20 Nelson Square, Blackfriars.

Mrs Cathpole dressmaker
16 Grise St
Rathbone Place, Oxford St, W

Mr George Lee Late of Lee & Wilton
27 Grosvenor Row, Photographers 100 Regent St
Pimlico S.W. (has my negatives)

May 1868 -

Lady Cathcots
nurse for 6 years

Mrs Stuart
45 Inverness Terrace.
called on me 21 Januy 1865

Rev Mr Money's family are at
Parsen Oct 1866.

Mr Penn 23 Montpelier place - 1867

Mrs Dejanee March 26.
130 Camberwell New Road 1866
Near Kennington New Road

Mrs George Morton Brookville
7 March 1866

Mr Adolphus Francis No 1 Devonshire St.
Dec 68 Pattand Place

^W
Dr Hasden ^{Super} + Canada Steamship Line (Höckeriana)
Allens office, Liverpool -

Cecil Percival Stone Esq 77th Regt.
Clarens House, Clarens Square, Gosport

143

Mrs Crawford, Mother & daughter

Mrs Barrett no 12 Sutton Place

Old Hackney Church Yard

Mrs Burns gets a pension from Government
& is a sister to Miss Dodd.

Cashett 2nd girl is in a sewing machine shop
Ludgate Hill - July 1862

The Cashetts stole & pawned the silver spoons of the
Children who were at their boarding school.

The 2 top names, missus who called upon me -

Mrs John Barton Hill
North Curry
Tarnham
Somerset

from 1 of bulletins
looked at June 18
1869.

Andrew Stern Esq
Rosneath House
Cathner Road
New Road
Shepherd's Bush

Oct 1869.

January 16th
1869

144

Miss Allanby
Fleming Square
Maryport, Cumberland.

Miss Holmes
31 Cambridge St
Rye, Kent

Mr Stein - Wine Merchant
185 Upper Thames St
E. C.

January 16. 1869 -

Mrs Bruce (Alex Bruce's Mother)

April 1869
6 Albert Terrace
Regent's Park

foot of Primrose Hill

Dr Logan
11 Palace Square
Upper Stanwood

Dr Edward Piele
28 Queens Road
St Johns Wood NW.

May 1. 1869

3

May 8. 1869

Miss Lindsay Bristowe & Co
51 Broad St, Cheapside

May 22. 1869

where parcels for Dr R. Howard, Montreal, are to go -

Dr Bleph
32 Albert Street
Barnshy Road
Lalmyth
N.

Dr Baynes, with him now
is Surgeon of Allan's Steamer
Austrian.

June 7/69

145

Miss Brooks
Dressmaker

23 Nottingham St

3/6 plain dress & 2 cape

July 21. 1869

Robert
Miss Stephens
61 High St
Bloomington

March 12/70

Miss Alfred Clarke
21 Great Marlborough St
W

June 17/69

Mr Owers, Weaver
19 Alma Road
Derby Place
Old Ford Road

March 21st 1870

Mr Watt
at Mrs McCays
179 Kennington Road

March 24/70.

Ann Owers
33 Albany Road
Canonsbury
Islington

Aug 15/70

James R. Lyell
8 Morrison St, Edinb
or Park House, Falkland
Sept 4/70

Miss Elliott (Fimbultake)
1 Mordaunt St
Pulbrow's Road
Brenton
quite close to ye station.
Oct 1870

C. Carter Blake
46 Devonshire St
Queensg WC

Robert W Johnston
Asst Superintendent
Circulation Depart
G.P.O. London

Mrs Alfred Clarke
5 Charlotte St
Portland Place

Aug 2nd 1870

Mrs J J Birkett Jones
Pomellscourt

Care of Rev Henry Browne
Wentworth Place
Wicklow, Ireland

Autumn of
1869

Miss Luning
35 Boones Road
Turner Road, Lee, Kent

Oct 11/72

Mrs E B Nisbett

48 Sussex St

Pimlico 1872

Mrs Jameson

Frang Hill

Frimley

nr Farnborough

Hants

July 4. 1872.

Mrs Adolphus Francis

34 Clapham Road

2d 1872

D Logan

27 St James St

Front 64

Mr Hamilton

35 Antill Road

Bow. E.

Mrs Petrie

11 Westbourne Ter: North
Barn Road

Sept 26/72

from 375 Edgeware Road

Apr 1/73

F S Malgarini Esq

Sumner Hill

Oct 73

Chesdant Kent

147

Andrew Stein Esq
17 Great Winchester St
E. C

Mrs Stubbs
13 Mercer St
Longacre

Apr 29/73

March 1873

Miss Jardine
6 Richmond Gardens
Lillie Road

M Stone Laundries
39 Wellington St
Kings Cross

May 19/73

Nov 3/73 West Brompton S.W

Mr Canon Frew
18 Hanover Sq
Kennington Park

Ernest Francis
21 Lutherland Sq
Walworth

Jas Donaldson Esq
73 Stuyvesant St
Edin

Oct 4/73

Nov 21/73

Miss Jardine
58 Hampstead Rd
N. W

Feb 2/74

Miss Spencer
March 29 Windsor Lodge
1874 16 Linden Grove
Beckham Nye

Colonel Chester March 3/74
16 Linden Villas
Blue Anchor Road
Bermondsey

Messrs Malby & Sons
137 Parker Street
Little Queen St
Halifax

Apr 29/74 Buy the Times.

149

10
c
C
au
e
C
P
10
t

Mr W. Bain of Poplar sent a man home Aug 23rd 1867
 at Westminster who was a club patient of his, suffering from his
 throat. He had his uvula removed but still had attacks
 of dyspnoea at night. I found this to depend upon
 pendancy of the epiglottis, which was called a narrow.
 Alim offu paper & act about 32.
 Inst. Pol. Lad.

Charles Williams, a young man, on Oct 15th 1867 I removed
 from him, his left tonsil, with blunt pointed bistoury & pair of
 long forceps. Been subject to very large tonsils since childhood.
 Fair complexion - Although I removed only one half, the remainder
 shrank up completely within the folds of the Velum
 22nd Although well. I depend removing the other tonsil.

Novem 26 Removed the ~~left~~ right tonsil with the Tonsillotome
 in an instant, before a lot of the pupils - A young patient which
 made he preferred, he unhesitatingly said that of to day, for there
 was no pain attending it - Dec 6th He wrote me he was quite well.

Ellen Rose Tyrell aged 14 weeks, died 14 July 1867 last seen
 or 9th at Westminster Hosp. Had fits from the age of 5
 weeks. died of debility & wasting away.

The mother lives at 5 Bridge St. Westminster.

The fits were attributed to the circumstance of fright of the
 Mother when pregnant, at the Transformation scenes of one
 of the Theatres last winter. On such occasions many of
 the girls and little children go into fits from fright, as they
 are generally strapped up in the machinery & exposed to the influence
 of the gas and fire great heat arising from the gas & fire
 for the substances used. Children get 3 a night. Many
 of the girls go into hysterics & true epileptic fits.

A man, sent me by Dr. Kearton Oct 1. 1867 with hoarseness
de. depended upon swelling of the regulator of the glottis so
as to resemble a sort of flap at its root. I wrote to
him about it, & advised spray of Zn of Alum.
The flap gives rise to asphyxia, dyspnoea & hoarseness.

Donald Mackay, ad ab 60, in Charge of the Burying Ground
at Finlary, Broadalbane - Sept 19th 1857 -

Has a form of Leontiasis, with irritation of the skin -

Always an appetite -

℥ Sal Maris Mur ʒi

℥ Gummae ʒij

Cerut Simp ʒʒ - ℥

for the face -

Margaret Cable, aged 42, was admitted into West Hosp Aug 30. 67
 She first caught cold in the end of March last & felt a wheez-
 ing in the left side of the chest, & from thence to the throat with
 a stifling sensation. She caught a second cold end of July, with
 a chill over her frame, & has been getting worse ever since, the suffo-
 cating feeling still existing with a croupy cough. She lives at
 28 ^{New Road,} ~~St Marys Road,~~ ^{Parish.} ~~Battersea,~~ ^{Left 3. Some Studior -}
 Oct 26 Is better since being under treatment. To day exam'd her
 before Dr Marcet at my house. Larynx much swelling of membrane
 of the fauces & irritability. Epiglottis normal, but subglottis con-
 tracted & swollen from external pressure of a tumour laying over
 the Cricoid cartilage & upper rings of trachea. Left Vocal Cord red
 & impaired in action, right is white but became on soft congested
 under examination. Neck. Swelling in both supraclavicular
 spaces, larger in left, resembling a series of small knotty glands
 pressing on cervical nerves. Voice decidedly hoarse & breathing
 difficult.
 Mist Pul Dad. Mist Part for Cough.
 Nov 1 Was better, breathing easier, with less studior, swelling in
 left space is less. & still improving. Throat is certainly better
 Voice clearer, less studior. not so much dyspnoea.
 15th Running to catch the Train, increased dyspnoea.
 22nd Ung Plumbic Broaudi 10 gr ad 3i drub over the Cervical indurations.
 29th as soon as the Ung was applied she felt a sort of twitching sensation

155

and the swellings have become softer & not so prominent. Both situated towards water ends of clavicles. That is better & voice too, but it feels dry. Cough is better. ^{Last} a brother & sister with phthisis & 4 children not from it. has 1 girl grown up.

Dec 6 Voice much clearer & is going on pretty well -

¹⁸⁶⁸ Jan 7 3. Recovered the other day, but 3 & 4 was gone. Swelling in both triangles completely gone, no indurⁿ, voice clearer. Was much - put her on acid & gut mix $\frac{3}{4}$ t.d. Stutter much diminished, scarcely heard.

17th Voice clear & soft, wth occasional stutters. As there is a little cough again at West 3; besides the acid & gut mix - Was under Dr Sutcliffe Battison, before me with an attack of croup, wth explains sub-glottic state -

31st Voice very smooth, ^{natural} and even and breathing easy

February 3. Low. Vocal cords white & swelling gone down in the sub-glottis, with a slight disposition to spasm - True. Muc. Mem^o of a healthy pink in the larynx now. First trace of stutters heard. Has a little shooting pain in both triangles, as existed before the occurrence of the former swellings, arising from a little cough she has now. Swelling in part of trachea gone. health pretty good -

May 30 Went to see her, she was in the last stage of phthisis, both lungs, but her lungs & neck were quite well. Had been on soft condur treat at the Hoop all the winter - June 2 Died early in morning.

Ethel King, ad 25, admitted Novem 12th 1867 at West. Hosp.
sent me by Dr Shuldham of 8 West Barrow Maidstone.
Is a native of Maidstone & has had Aphonia 2 years & 4 mos. Was
told by Dr Woodfall there she had a growth in her Vocal Cords. Cat-
amenia irregular; cough at times. Has a swelling in the Anterior part
of right axilla in Pectoral muscle, attributed to galvanism used.
Before the Aphonia, Dr S, wrote, "one day she did a very incautious thing
that is, interfered between a quarrelling man & wife, the result was,
husbands fingers grasped her throat & nearly choked her, & saw nothing
of attempting to shoot her the moment after, I consequently feared there
might be dislocation of one of the Cartilages, or perhaps a fracture of the
larynx, as the throat symptoms followed closely on the violence"

She had been under a good many without any relief. She says
feels a good deal of pain in the throat, besides loss of voice. Also
pain in right shoulder extending to the right mamma, attributed to the
use of galvanism. Early at Hospital in form of scum of the papilla.
No growth to be seen. Vocal Cords natural, but with loss of
power for they would not approximate & as the Larynx was healthy
the aphonia is functional. On 14th I wrote my opinion to Dr S, &
administered silver shonies to stimulate the Cords. Attention to Catame-
nia. I put her on

	Must acid	c Sul	$\frac{3}{4}$	
	an	Bronch	gr	v. t. d


 1. daily
26th Forgot her letter. About the same. Must Pet. & Pil al c Myrth
Decem 10 Same. Cough better. Sent her a box of 14 Nov & the pills

154

Jan 21/68 Has pain usually of right knee today. Voice is feebler.
Nail Pol had 3i c Am Bism friv. t. d Feb 4 Same. was admitted
into Westminster under S Bied, who transferred her to S Radcliffe -
April 14. No change, I spoke to S Bied about her, in Tullott Ward.

Villiform wart on Velum to left of root of uvula. 158

Allan McCarthy, aged 16, brought me Novem 29th 1867 at Westminster Hospital by his mother. Has had scurvy on the face his mother says. Has noticed something growing on his throat, a tumor she said, 2 months, he could feel it with his finger. On examination, a villous wart was seen growing on the anterior surface of the soft palate close to the base of the uvula, in the angle there between it & the velum. It was flattened like a Condylomatous wart. Aed. acid was applied with a small brush when it was found to have a smallish pedicle holding it. Sketch of it see. On 30th I removed it with a forceps & pair of scissors, & a little bleeding followed. Its distinct warty villous character was unmistakable. No pain from it. To use an Alum pencil. Health otherwise perfect. Came to my home with his mother.



159 Doubtful Dumbness in a Soldier -

Joppa Thomas, act 19, lent to me Decem 4th 1867 at my residence
by Dr Balfour Coakburn R.E.

"1 year service. Admitted into Hospital 17 June 1867. discharged 21
October. States he has lost 2 out of 10 broths from Rheumatic fever.
Has had rheumatic ² erratic pains for the last 12 months, had gon
orrhoea 17 months ago and a lobo 14 months, but has never had a
venereal ulcer. 2 1/2 years ago received a blow from a stick on the
back of his head which rendered him insensible, got about in a
couple of days, but 6 months after was seized with a fit. he has
had 4 of these fits. Previous to admission he had been cleaned & under
treatment at Bishop's Castle Shropshire for these pains."

Such was the of handed one by Dr C, who wrote me on 18 Nov from
Chatham about this man - a fine healthy lad, a tailor. ad
mitted in Hosp complaining of pain about his shoulder & back
some 5 months before. The morning after admission on going to
his bedside he presented the Dr with a piece of paper on which he
had written that during the night he had had a fit and on awaking
in the morning he found he had lost all power of speech. Dr C exam
him with the Laryngoscope, & thought there was paralysis of Vocal cords,
but he doubted it. He gave him Iod pot, Strychnine, Iron, Galvanism,
Counter irritants & chloroform to a certain extent, but without the least
benefit. When asked to do his best to utter a word, he opens & shuts his

mouth, the tongue falling on the floor of the mouth. He makes not the slightest attempt to form a word with his lips or cheeks or tongue. S^r C was almost certain the man was a schemer.

About 3 weeks ago he sent him out of Hospital & had him employed in the tailor's shop in hopes that he might possibly get drunk but unfortunately the man is or says he is a teetotaler. The Regimental Authorities are getting tired of this man & wish the S^r to discharge him from the service, but he is loathe to do this yet. He then asked me to allow him to bring him up some morning for my opinion on his case. But J. W. Mann urged him to do so.

I went back to say I would be very glad to do so -

Examination. A fine healthy looking young soldier, well in every respect, except perfect dumbness, not able even to whisper. Larynx perfectly normal; a little relaxation of neck muscles & merest compression from the cold weather. Reminds a little of the boy with Claude. Vocal cords normal & approximate well and evenly, with good action of arytenoids. Can cough and hem. He holds his chest fixed as much as he can, so that the larynx is a single open tube with no motion in the cords, in the act of in & expiration. However on making him relax this, the action of the cords is well seen. He can't whisper because he will not close the mouth or use the tongue, but he made a few sounds like a hiss. There is a congenital semi projecting state of the

condyles of the lower jaw, which project outwards when the mouth is opened. I believe the man to be a Schemer.

I suggested the use of Chloroform to insensibility. & large doses (2i) of Bromide of Am or Pot, to overcome the state of nervous abstinence, giving rise to the impasture.

Miss Martha Briggs, aet 41, ad 21 Janry 1868 with Aphonia
 of 3 weeks, arising from a cold - had cough & dysphagia -
 Visit Post 3/4 to Dr Am Lodge -

30th Laury. Some congestion, redness & some swelling of vocal cords
 of the larynx & also of the fauces - Pain in left side of the neck -
 Some vocal murmur today. Sin Chloroform -

Mrs Tomkins, aged 28, admitted 1868 at Westbury.

Came to my house for examⁿ March 31st.

Feels a sort of substance in left side, very painful for several weeks. Was ill after both her confinements & passed urine like pus. Been 2½ years at Maidenstone. No cough, but if she does cough, the pain is dreadful in her side. Urine is clearer now than it was. Worked for some years at a Sewing Machine. The tumour in the belly came on apparently after her 2nd child's birth but it seemed to be dispersed after the birth of her third child 4 mos ago. Now there is a large & hard tumour in the left iliac region, painful, as big as an infant's head, apparently coming from the splenic region; no bowel is above or to the left of it; it is irregular but distinct & readily felt. She looks delicate & has lost a great deal of flesh. Pains have lately been terrible. She eats well. Pulse sharp & irritable. Shivers at times. Was reputedly unwell whilst carrying her last baby, but it was a little only.

Cardiac at 2 to the 7th.

Lin Chloroform.

ly Mist Quin Co ʒij
am Brand pr v ʒij
14 days

April 14 less pain, eats better, though tumour is not smaller. Made Pot Amgr X.

28 Mist acid C Quin ʒij
am Brand pr vi t. d.

164

165 Phthisis Laryngea et Pulmonalis.

Miss Hilda King, aet 26, sent to me April 1st 1888 by Dr Henry E Wright of 66 Harley St, for gratuitous advice - Her mother came with her, they live no 10 Soho Square - Mother has lost several girls with a similar complaint & lost her husband by do through a cold.

Has been ill since last Oct 12 mas, & has had complete Aphonia the last 4 mas. but before that the voice was fleeting - Had inflamⁿ of larynx throughout at the beginning & cough throughout. Genl health pained up to illness. Expectoration great, lost flesh & strength, colour like marble, has to turn the head from side to side to swallow; has pain in the throat. She feels well about the throat to day free from sauciness

Lary. Ulceration with irregular elevations of the back of the larynx, not involving arytenoids.



Chest deposition & softening of tubercle on back of posterior part of left lung, extending round to the side. Rales crepitating rales there abundant. Stomach very irritable, cannot take solid work. I ordered Glyster in gtt in Milk - & wrote Dr Wright on of the case -

May Ann Gade, aged 36, admitted 7 April 1868, sent me by
 Mr Tarynton, Surgeon, Commercial Road, E. West Robt C. Brookes
 Surgeon, 137 Westminster Bridge Road, is a friend of hers -

Has had Aphonia since Nov 1867, but has spoken twice in the
 interim. Neck is better, it galled on the outside 3 mos ago. Very
 nervous. Larynx Congested of pannes & swollen Larynx normal -
 Mustard & Gut 3/4 t. d. Leaf Cuth 2x2 Nuchae
28th Voice returned for a minute 4 days ago -

May 12 Voice has returned daily since Friday & for 1 hour to day.
 on the 5th she had been put on ^{Mist Carm 3/4} Tr Nuc Vom 48. t. d. Rept -

Her complete Cure followed very shortly after. ^{June 6 voice quite}
^{good, but weak at}
^{night -}

June 23 Voice is good & strong & all day, she is completely
 cured & this day was discharged -

167

Frederick Adford, aged 10, admitted 14 Jan'y 1868 with nervous Tinitus
Chings of arms & face, allied to Charac. - so 4 mos. - He was
put on Must Fer Cit which did no good. up to
Feb 11. Must Carm 3p e 3n Bromid prⁱⁱⁱ t-d.

18 Is certainly better, not so bad, feels a little sick after med.
Must acid Carb 3p e 3n Bromid prⁱⁱⁱ - t-d in place of the other
25 Tinitus less, is sterner, eats better.

March 24. Is much better that he has secured any sleep now
31 Is apparently quite well. His sister is epileptic -

Lanise Hart, aged 21, was sent to me Some Bto 1888 with a note from S. North, in charge of one of the female Managers of the Cripples Home for deafness of 9 months duration, falling a card. No cough, altho a little thines. Anorexia - she had been irregular & S. North opened the as uteri -

Lanise revealed everything perfectly normal. She whispers but called out the day before yesterday -

by ac & cl die 3/4
 or Euclo 3/4 C. mag
 or Sulf 3/4 T. d.
 Apr ad 3/4 in

by Alu 3/4
 Jh 3/4
 or ad 3/4 in
 J. T. d.

July 4 She eats better & is altogether stronger, whisper is louder. She gets galvanism through the neck, this die. Used the spray of Fine & added to the mix. Dr. Lee Vom 3/4

8th Galvanised the Vocal Cords & afterwards she uttered a distinct clear murmur. All the muscles of neck were deadfully sluggish.

15th Spoke on 13 & 14th - reaffirmed the Galv to Vocal Cords. Is much more muscular sensibility. 20th Leaves tomorrow for Margate for 2 weeks - Voice greatly improving - [Galv necklace]

Aug 7. About the same. Galv V.C. Is taking Dr. Lee Vom in Mix -

11th Much stronger, more muscular sensibility. Has a clear murmur. Galv V.C. by ac & cl die 3/4 Apr ad 3/4 in or Lee Vom 3/4 C. mag. T. d. 14 Repeated Galv to V.C. Shower baths.

31st Called and quite loud on 28th, but as the Catam are absent, the voice does not continue. Galv V.C. Pilulus of Ferri q' daily.

Continued at 180

169 oval fibrous exudation from the subglottis -

Henry Tester, aged 45, came to me Jan 26th 1868 at Westminster with a note from Dr Aldis, dated Chester & Spau 23rd, asking my opinion of his patient, at Surrey Dispensary, who suffers much from expectorⁿ, which is exceedingly tough & becomes as hard as glue. I examined him at my own house on 30th -

For 15 years has had occasional difficult expectoration, but more this last winter & the one before. Coughs but little, but he feels there is something that he wants to get rid of from the root of the neck. And after he gets rid of it he feels a roughness at the p^onum & is all of a tremble with pains on either side of the chest. He sleeps pretty well & the moment he wakes he begins to retch & strain & sometimes it comes away without any trouble -

The disgust feels at the p^onum after its expulsion; he becomes a good deal better rid of it. Is a wheelwright & exposed to the dust & smoke from his forge. He feels as if electrified after expelling the piece of tough stuff - Appetite & digestion not good, is puffed up with wind. Ear's ^{condition} causing normal, but in the subglottis is a circle of excoriation corresponding to the ring of the cricoid which secures the fibrous oval shaped pellet the cause of all his trouble. It is not a true ulcer but an excoriation -

used the spray of Dr wh Clarke & prescribed it in his Dispensary letter, with a mixture as on next page -

of 3rd July 3p.
Apr 3p.
Apr 3p. in

of Am Board 8p.
of Am Bank 2p.
of Card Co 2p.
Apr 3p. + d

170


for spray daily 1 or 2 m. His voice is gone whilst expelling the secretion which is oval and ring-like. On July 1st I wrote Dr Aldis an account of the nature of the case -
Dec 4. Has not been so well for 20 years, can now make well which he could not do before; has a little cough & cold & some rheumatism in hands. Had Rheumatic Gout at 16. Once in a while a piece comes away, but his throat is quite well. He used to be as if he did not know whether he would be choked or not.
Last. Swelling gone down in subglottis, no redness etc, all natural

Annie Lillatt, aged 23, was sent to me July 13th 1868 by
 Dr Rogers of the Samaritan Hospital, with a note saying she
 had been under his care there, & now suffering with Aphonia
 for 4 weeks. He had given her Steel tonics & Chlorus pulcherrimus
 at 3rd Sol. Her voice was improving but has ceased to be
 heard. He begged me to put a drop of Sol but in her larynx
 She is going as Ladies Maid in the Country, & is waiting for a few
 days to recover her voice. She is quite pallid & speaks in
 a low shrill tone, above a whisper. Has no cough. Had
 aphonia 4 yrs ago. She took cold before her present attack.
 Throat is not sore, but chert feels weak & sometimes is sore.
 Larynx. Vocal cords quite normal, larynx is relaxed, especially in
 Subglottis. Applied Strong Sol (40grs) 3rd Sol. wth laryngeal spray
 & this guide. by Postmark Alm as 3p Gr 3rd 307. f. t. d.
 15th Shows 3rd Sol to larynx wth spray. Admin. 1/2 Wine Vom to med.
 17th Voice much stronger & louder. Salvaged neck & Vocal Cords.
 20th Speech clearer & better. Prof. Salvo leaves today for Tomestoffe.
 July 19¹⁸⁶⁹ Voice returned but variable, tis husky; Larynx looks well,
 a little relaxⁿ of fauces, chert weak, health better, is a little
 better. Vin Ferri 3ij his die. Has left Suffolk.

Louise Maltby aged 4, admitted July 10th 1868 recommended to me
 Her mother lives at ²Hampton Wick, Upper Teddington Rd, Muddlesy.
 father clerk at Waterloo Station. 1

Has had aphonia since age of 18 mos or 2 yrs - & at one time could
 not cry aloud. Had pertussis when 3 mos old & soon got well. Been
 exam'd by 3 or 4 by naked eye & all attributed disease to delayed
 tonsils. She speaks in a whisper, but can call out loud in a
 tolerably clear voice. When she speaks voice is decidedly hoarse.
 Makes a noise in breathing at n if asleep or half awake - Always
 has been a healthy looking little girl like now.

July. Epiglottis completely pendant, & could not get a good
 view of the larynx. Tonsils very much enlarged & almost
 met in centre of mouth. by Am. Burd 3/4
of alumn an 3/4
Apr 21
Apr ad 30/1 2
April 1 ¹⁸⁶⁹ much about the same. purple
 noise in breathing at night is gone often -

Can call out loud, but voice hoarse. July About the same, I thought I
 saw a flat wart at the back of the larynx  by Pat 2nd 80x
Mr Gad 24x
 Tonsils still very large - purples very well. July Apr Oils c. nine
t.d

30th The last 3 or 4 days there is more vocal sound.

June 29 Speaks loud, but with a hoarseish twang about it -

Oct 28 The enlarged tonsils keep the epiglottis pendant & voice weak -

Nov 5 Left tonsil excised.

Miss Partridge, aged 38, consulted me July 23rd 1868. Lives at
 Bung W. Edmunds. Complains of gratis patient -
 Was had heart disease 10 years - Now disease is in her throat.
 Was at Seaside last week. Had bronchitis 3 times since Jan^y
 of 3 weeks each, strength quite gone. Coughs constantly & not
 much expectoration. Very much anorexia - no dysphagia.
 Has to work hard. Health otherwise good. Takes rum & milk
 in morning. Never any tea - never had rheumatism. Had chronic
 indigestion 10 years ago & left side swelled out. Lives complaints
 all in the family. Mother has fine constitution. Action of
 heart rather quick, from tremendous hemorrhage from the bowels
 8 yrs ago. Breath sounds clear - no dulness -
 Always constant tickling in the throat & perspires at night inde-
 pendent of the heat. Used to be stout & robust. Voice good.

Lungs - just relaxed of movement of fauces & larynx -
 Larynx normal.
 By An Ind 8r 4 C. May
 An Ind 8r 24 t. d
 Pl. and ant 3p
 2 Cad Co ad 3p
 Vin Spec 3
 2p ad 30r in
 By Post 3p
 Ad 3p
 3p ad 30r in
 f. m. d. e

Contin. ale, but not stout.
 1869
 January 7. All her symptoms are better & she feels so, not had any

bronchitis since. Indigestion troublesome & appetite bad. At night has a rattling sound in the chest as if dying with consumption. Thinks it asthma. Has got stouter & now sleeps well all night, which she could not do before - Keeps a school -

Mercurium has wonderfully benefited her. I showed it further until her appetite was better - Is now a pay patient. Has no heart disease. That is quite well -

12th She wrote she had a violent cough, since she saw me, from 146 Copenhagen St, Islington, & I prescribed

- 4y ac & el dil 3ij
- Ammond 8r 24
- Vin Speac
- Tr Card Co 3ij
- Aprun 3vj m
- C. mag. t. d.
- 4y Tr Camp Co 3ij
- Vin Speac 3ij
- Pat Lad 8r 12
- esul seil 3ij
- C. mag. t. but not 3p
- Aprun ad 3vj m

31st She wrote on 28th to ask me about the Calumie necklace which I said she might try. I today wrote Brewer payle, & 1st or 2nd time. Warm water gargles - Lin Chloroform to neck. Ill from a cold 3 days since her return home, but improving - 7 Northgate St.

1870
Jan 24 She had not been so well lately, & I sent her this - to die.

- 4y Pot Ricarb 3ij
- Ammond 3ij
- Tr Card Co
- Tr Calumie ad 3ij
- Aprun ad 3vj m
- 4y Am Sodidi 8r vj
- Vitulis pot 8r vj
- Lad Sequenat 8r 36
- Trinet Concha 3ij
- Lft Am Am 3ij
- Aprun ad 3vj m

1871
April 6 Must Chew or such a little ps of Bleachroot Root daily & apply Emipisins to Stomach - Had just recov'd from severe attack of Bronchitis & cough of lungs.

In my meals; bilious attacks had 6 mas of 3 days, very nervous. Some sickness & is dainty; Brom pot thick causes palp of heart after a while.

175 Paralysis of muscles acting on left Vocal cord -

Sarah Edwards, aged 18, was sent me July 27th 1868 by Mr P. Marshall of Bedford Sq, saying she was a servant of Dr Wells of Fitzroy St, a friend of his -

Healthy looking girl, from Sussex, with Aphonia for 2 yrs & 8 mos. following a cold. Spoke 3 hours, 18 mos ago - no cough. General health is not good - no rheum^m - not before exam^d wth Laryngoscope. Very nervous - no appetite, bad digestion & sleep. Larynx Relax^m & corruption of larynx, epiglottis & fauces. Right vocal cord quite normal, & left so

too that is paralyzed, & scarcely moves at all -

4 Am Brand 3j
 Acid cl dil 3ij
 Mucron 3i
 Spr Ambr 3j
 Cyon 3ij

4 Pot Brnd 3j
 Alum Di
 3ij
 ad 3ij
 f. m & c m

Saltn to neck q. r.
 d. & to cards too
 if possible -

e. mag & d.

28th Saw Mr Marshall & told him the nature of the case -

30th Examined Vocal cords & neck - scarcely any movement whatever.

Aug 8 Is constantly sick & throws up everything, & is going to her home in the country. Larynx the same. Mrs Wells came wth her.

Harriet Clark aged 20. Sunday Aug ^{2nd} ~~10th~~ 1888


I examined at the Hoop, a girl under Mr Hillman, with dyspnoea - used laryngoscope with Sun light. The glottis was clear, & vocal cords seem to be normal.

The Respirators (false cords) were swollen & gradually increasing from tuberculous deposit, not ordinary oedema. The epiglottis was quite normal. Administered Tracheotomy in a day or so if dyspnoea increased - This was done on Monday 28th with great relief. She had been under Dr March at the Hoop for Consumption.

177

On 7th Aug 1868 I examined a girl
in Arden Ward, with Laryngoscope with sun light, for a
pin lodged low down on left side of base of pharynx.
Could not see it. But felt something like it with fingers.
11th I felt it again, but did not use the mirror -

John Kempster, aged 58, admitted in May 1868. Has been
hoarse & dysphonic since end of March, not from a cold,
but came of itself all of a sudden. Health perfect in all other
respects. Impaired under Jones - Ind. pol. &c.

Aug 13. Lary shows Vocal cords normal, but muc: memb:
flabby, loose relaxed & a little congested - uvula loose & lax,
though hardly tumefied years ago - On utterance of
sounds with intensity, the cords diverge fully 
at their origin & then assume the usual triangle. There is
therefore a reversal of the triangle, from impairment of minute fibres
of anterior part of thyro-arytenoid muscles -

Ms Rowland, ^{ab} aged 35, sent to me August 15th 1868 by the Rev
Edna Frew.

Has had Chronic spasms of the Womb & Ovary for 14 years, ever
since her marriage; the pains have been frightful, even worse
than those of labour. Born in Australia 16 yrs & married very
hard, a widow 10 yrs, returned home 2 yrs. Has lead an
active life. Had 24 Leeches on 4 times. Catamenia perfectly
regular & faultless. Nothing is to be seen or felt. I believe
it is a case of Irritable Uterus and give her a letter to
Dr Tilt of Grosvenor Street.

¹⁸⁷⁰ Jan 7. Was quite cured of the above. but has had
a troublesome cough, bad in morning, & pains in back
of her head to top & has but little sleep. Could detect
no chest disease - got thinner - no appetite C. May 1. d.

4 Am Brand 3ij
1 Ac & cl dil 3ij
Ment ʒij
Syr Aul ʒij
Sp. Cae ʒvj

Aphonia functional.

180

Louisa Hart continued from 166

Sept 4. Same to Vocal Cards - 11th Same to Vocal Cards -

28th Catamenia appeared yesterday, though not much. To day there is more general murmur & sound - Same to the Vocal Cards as before -

October 3 Same as before - 7 Idem 23rd Idem 28 Idem

Nov 7 Idem - She had a loud murmur almost equal to voice -

14th Idem 21st Idem. Spoke loud several times during the week. 28 Idem

Dec 5. 12th & Jan 6. 1869. Same to V. C. voice she has but low & sometimes loud. 19th speaks regularly in low tone. Same to V. C.

Feb 3 Same to V. C. got bad cough - April 13 Her voice was quite restored but went away again from a cold & cough. Same to V. C.

June 29 Has been speaking very well & to day I repeated Same as before

181 Bismarckia.

Miss E. Hallomay, age 17, had to me by Miss Tomberlake on
Oct 20th 1888 - Born and bred up at Richmond - & has the gastric
slowly enlarging tumour, distinct, noticed only this year. Her att
ention was drawn to it at Brighton in April. Her mother & sister
are so liberally. Health perfect. Has used 2 boxes long of Foodst-
& taken Linn's - no Change - I prescribed by Plomb Brom &
To be rubbed in at night - Auzerger 3is n

Dec 9. Smelling is certainly less & not so prominent. Her friends
have found it less too. Has used long perseveringly - Made Pt Br Dip

120 Great Portland St.

Miss Clara Fielder, aet 38, sent to me Novem 17th 1868 by Mrs
 Fanny Hoag under whom she has been at West^r Aphthel Hoop -

Voice lost on & off for 6 years, ruptured a vessel at 13, &
 bled for several days, never stray since. Father a stout brother -
 has had much domestic trouble. Gets a pension from State Exch -
 spits blood occasionally. Loses her voice if agitated. Little cough
 at night small Mackenzie & then was some paralysis of left
 side of neck. Chest dis of lungs on right side, dis of heart,
 & probably of brain from her fits. Case is incurable & cannot
 soon be living. La only a little relief of voice: ment.

Mackenzie pain. Certif she had Drills of heart, fits for 5 yrs & ex-
 treme nervous prostration & disabled her carrying on living -

Must learn Ep 24th Aug much better, med agrees well
Am Bond pr vi + d. applied Sal Lad Aug on 25th.

Dec 31 Give her a Certificate of state of health -

183 Stammering & Stuttering

Maryann W. Chester aet 17, has stammered & stuttered since she
was a child, & today I examined her throat 24th 1868
with the Laryngoscope. Was sent me by Dr Caldwell of
Hamstock Hill. The old lady she is with is anxious about her
as she reads aloud to her. Found some confused action in epi-
glottic folds & arytenoids, but none in the Vocal Cords. Is
well formed though short, catamenia have appeared. Is not a
very bad case & will be cured -

Mr. Chaplin, act at 35, ad under on Septem 25th 1858 with
hoarseness, & dysphonic voice, chiefly from elongated
swallow. I remained the end of it on Novem 25th with
my little bleeding at my own house -

185 Chronic Laryngitis -

Mr H. D. Carter, ad , admitted 20 Octob 1868. Lives at
5 Cumberland St, Marlborough road, Brompton -

2 years ill, since a lump formed in his throat which was cured by
McKenzie at Throat Hospital; & afterwards an instrument was used to cut
some membrane which nearly choked him & bathed him for 3 was -

He now coughs. Subject to Rheumatism in knees

since. Lary shows a distinct red fleshy swelling
affecting posterior part of right vocal cord. It is

not a growth. Voice hoarse. Is very pale, best flesh &
very weak. drinking causes tickling in throat.

At first he took Peet's mix & Pat Sadgny & at last Dr King's
& latterly must not do oil of Pat Sad & his Cod oil.

Decem 11. To day I made above note & examined him here -

Mid Pat Sad ¹⁸⁶⁹ & Gly - left at - Lin Camp

Jan 30 Has been much better, but his voice is a hus-

ky whisper. Feels a tickling in the windpipe, which today

presented the conical red painted swelling of sketch

springing from right arytenoid. The vocal cord of that

side is immovable, though whitish, whilst the left is quite normal.

Used Spray of Dr wh Clarke -

Feb 8 The conical swelling was less, as if the summit had partly

fallen in, & not so red - I applied Sol Nit aq wh & carried brush.

I examined his chest, & the breathing seemed to be clear all over.



18th Voice gruffer & louder. But the swelling conical again.
 Applied Sol Gad Aug with a curved comb. Rpt on -

20th Applied Sol as before. 21st visited his child who was dying.

27th Hole in front part of soft palate, touched with the solid Nit Aug.
 Sol Nit Aug with curved comb to Vallecula of left side, on ulcer there.

March 3^d Hole closing looks better, applied Nit Aug middle again -

12th Some irritation of fauces running to right ear. Larynx looks better.

16th Is better, & applied Sol Nit Aug to Arytenoid Cartilage - The steel
 drops & Al Munk he is taking only -

June 7 Since last visit lost his wife. His voice is better, & the
 arytenoid swelling is diminished, but still there. Appetite & gen-
 eral health pretty fair. Coughs in the morning on getting up.

¹⁸⁷⁰ Feb 28. Is pretty well, but the voice is still hoarse & a feeling
 as if something were in the throat. This is now owing
 to a chronic but not inflamed swelling of the arytenoid
 cartilage, extending backwards & may be involved Cicoid.



187

Elija Fargott, aged 17, on Dec 15th 1868 I examined at
Westminster Hosp for Dr Sturges. She was in Tyrell Ward
& just convalescent from acute Rheumatism.

Voice has been weak since 10 years of age after Measles or
Small pox. Lary showed loss of tensile power of the cords,
but no visible disease.

Louisa Strange Continued from page 7 -

¹⁸⁶⁸ Nov 10. Has been conversing with a speaker with - Faley and
 got very - Lives 5 Albert St, Red Lion St, Clerkenwell
 Green -

189 Tracheal dysphagia from a small tumour.

Sophia Lokey, aged 39, ad 17 Novem 1868 West Harf
for Rheumatism and general debility. She got better of
this and on 29 Dec complained of a little tumour the size
of a marble over the lower part of the Trachea, in the hollow
at the root of the neck. It had been 2 months coming & now
caused pain & discomfort in swallowing. Lived at 20 King St.

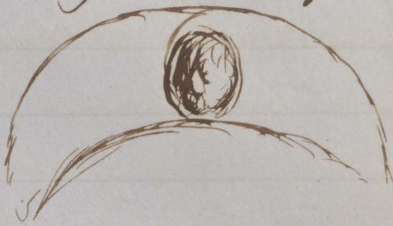
Must Pot Ind $\frac{3}{4}$ t. Plumb Bromid gr x ad $\frac{3}{4}$ i. Cayenne
Jan 5 1869 Is better, the lump is smaller & softer, swallows
a little better - pt. 12th Swelling has greatly subsided & is
much easier. Being weak about the legs by hurt Ind C Fer $\frac{3}{4}$ t. &
19th Feels no inconvenience unless when leaning down ^{pt very} or stooping. Her
health is excellent. Next Feb 2 Lump quite gone - but is little
rheumatic. Must Pot Ind $\frac{3}{4}$ t. d.

Tracheal dysphagia from Tumour of neck.

190

Sarah Hopkins, aged 22, ad Decem 29th 1868 at West Had.
Lives at 134 Lillington St, Providence. Is married -
Complains of a Tumour over lower part of the neck pressing on
the trachea, present for 15 mos, now causing dysphagia.

There seemed to be no vena, but it
was found turned up and adherent to
the surface of the trachea like a distant
little tumour, roundish & prominent.



Must Eat 3/4 t. leng 1/2 Bread gr x ad 3/4
1869
Jan 5 About the same, appetite by must eat 3/4
bad. Tumour hard - paaltai - pl leng an Bread gr vi. t.

12th Was very poorly, but much better the last 2 days, & the bump on
trachea is much softer, & swallows better. Rest on.

19th Better still, not that choking sensation she had. Has much wind
Must Eat 3/4
an Bread gr vi. t. d. Tumour smaller & softer. Rest leng.

26th Choking sensation in night, bump size of a copper penny, flat, & has
washed troubled her the last week. by must an 3/4 t. d. pl leng
an Bread gr v.

Feb 2 The throat is better, no dysphagia, tumour softer. But she has had flying
pains about her. must an 3/4 t. d. pl leng
Pat 2 ad gr 1/2

9th Throat not so painful & she is going on very well. The tumour is softer,
flatter & smaller. Rest must at leng.

191 Expectoration of Calcaneous Bodies -

Rosina Gillings, aged , ad Decm 8th 1868 - Cur at 35
Camden St, Bayswater - for cough &c - very healthy & no
apparent dis of Chest - To day Janry 5. 69 she brought
several Calcaneous bodies like split peas she expectorated after
severe coughing - Had done so before -

Acute Subglottic laryngitis; tracheotomy

192

Henry Smith, aged 30, was sent me January 7th 1869 with a letter from Mr F McCorner of Paplar, who wrote that the bearer consulted him last night & thought his condition such as not to justify him in taking him under management whilst any special skill was attainable. He would pay me a consulting fee. & wd like to be into hospital under my care. He was disposed to take him into the Paplar Hospital, & if necessary open the trachea, but could not trust his diagnostic powers with Laryngoscope to decide what lesion existed in larynx, & felt that was a most important question in his case -

On arriving I found great dyspnoea, noisy obstructive breathing, croupy cough, flushed puerile face, great anxiety & good speech & voice. Had been 6 mos ill following a cold in India. Been wet for years at the diggings - otherwise a strong young man, with a large & prominent thyroid Cartilage & the structures of the neck quite thin -

Larynx very easy. Epiglottis quite normal, & so was the larynx above the vocal cords. The glottis was fixed and motionless, both vocal cords natural colour & healthy, but partial fixed in action from disease below the left side, where could be seen a globular swelling extending across from beneath the left vocal cord across to the right side, it was of a deep pinkish red, & was clearly oedema of the left sub-

193



glottic space. The space for breathing was so narrow, & likely to become every minute more so that I had him at once admitted into Westminster Hospital in Ward, under the care of Mr Hallhouse & myself, and I went down then in time to be present at the operation of Tracheotomy, at 2 o'clock. The sketch above shows the laryngoscopic appearances. The operation was difficult & tedious because he had frequently to sit up to get breath, & Chloroform was quite out of the question.

The severe pain in left side of chest, weak pulse, cough & other symptoms immediately improved after wards -

This was one of those cases of Subglottic infiltration from acute inflammation in that situation described in my book on the throat, where tracheotomy only can be performed -

8th He has gone on uninterruptedly well without a single untoward symptom, & has taken more nourishment than he had done for 3 weeks, so he said. Speaks well with his fingers on the tube & can do so even without that - Is taking beef tea, brandy & water &c. His pulse is good but a little quick
12th The tube was taken out on 9th to clean, & 14 attempts were made to return it, & it was accomplished only after enlarging the opening. He was poorly in consequence; the SE wind too had evidently blown him back somewhat. Was in another ward.


- 19th Getting up near the voice, & voice pretty good - Breathing
 had got since 11th - all irritⁿ about the tube subsided -
 Pulse fair, good - The oedema of subglottis has no doubt subsided
 to some extent - Eats pretty well - but little cough -
- 22nd Feels very well, voice stronger still, but although he eats & sleeps
 well, he is getting very thin; the wax was therefore stopped & he
 was put on some Ol Marsh on 21st - 26th already is stouter &
 Saphel's getting fat, never felt better in his life - Breathes upwards -
- 29th Some granulations at lower part of tracheal wound - Saphel showed
 considerable subsidence of the upper part of the oedematous swelling
 on left side
 & a little more widening of the glottis with slight action of the vocal
 cords. A little swelling was now seen low down on the right side
 of ~~the~~^{the} glottis - Voice pretty good, & general health improving -
- Feb 2 Going on uncommonly well - Coughs upwards by the throat -
- 5th Sits up & speaks well, & at times breathes freely upwards -
- 9th Breathes for 2 or 3 hours at a time with his finger on the tube,
 showing the passage is clearing upwards -
- March 2 Saphel wh. Sun light, & found the glottis wider, & could
 see the tube. His voice was pretty good & health perfect
- March 12 On 8th an abscess burst below the larynx & some bloodiness
 of pus passed up with great relief to his breathing upwards. Saphel today
 showed the subglottis wider & clearer - Has some catarrh -
- 29th Epiglottis rather pendulous; glottis a little wider but parts not

195

The
clear below. Voice good. Abscesses formed external to the thyroid
cartilage & burst internally. Weather against him. 2 years ago he recd
several blows in throat, was hoarse, & a little blood after it.

April 8 Lary showed still rather a narrow glottis from a cold
13th left the Hospital a few days before I last saw him. He
is now very much better for last 3 days, breathes free by the
mouth; is 10 times better he says than when in the hospital.
Some pus comes up by the mouth as well as at side of the tube.

27th Passed some blood by mouth a 18th & several times since & has a little
soreness in swallowing, but it does not prevent him from eating. Lary gen-
eral improvement in all the parts - voice fairly good -

May 14 Sails a 15th for Melbourne as a Sailor, ^{before the month} Is pretty well
now & no more blood. Sometimes he breathes so well upwards that
he can do so for hours at a time & stops up mouth of tube. Lary shows
the glottis to be almost wholly clear, except a little
to right side behind. Epiglottis elevates itself well. 
I gave him a letter to show any medical man of
the nature of his complaint - He says he drinks sometimes -
& then is always worse -

Dec 16. 1870 Portland. He wrote me that he had enjoyed good health
ever since the operation, he enjoyed the voyage to Australasia, there he
staid 6 mos & then proceeded to California. He went through the moun-
tains up to the mines, passed into the interior & arrived at Portland,
Oregon. Whilst on his way thro Oregon he met with a severe accident.

Continued at 227

Alfred Green, aged 27, presented himself February 9th 1869 from
Exmouth, Devon, sent up by J. Plimsoll, M.D., R.N.

He caught cold on a Railway platform 12 ^{weeks} mos. last August, which
was at first attended with Aphonia. This was Pneumonia chiefly
induced by inordinate use of the voice in open air, as a preacher. He is
a shoemaker. (S.P. is a retired Surgeon, at 3 Clarence Rd, Exmouth.)
S.P. says his countenance denotes a tendency to phthisis. His voice
has greatly improved of late from tobacco smoking; but it varies, some
times so much better, & at others much worse. Nature of Ottery St Mary,
Inspector. His chest is rachitic. Parents alive & well. No disease in
chest, though I fancied I heard some deep seated rales above in front
on left side. Eats & sleeps well, not peached out of doors, but once,
since attack of pneumonia; has a little cough & expect in morning.
Got stouter, used to be so thin that he was called a walking skeleton.
His cough is a deep hollow one, expect-yellow. Preaches occasionally
in doors. Rheumatic sometimes. Voice hoarse & husky, hoarse or
gruff according to power used. Lary easy. Both vocal cords
normal & emit well in sounds, but the left Regulator or false
cord seems as if spread out over the inner surface of vocal cord
& abducts the ventricle, more so posteriorly. Trachea well seen
& quite normal & so are azygos & left bronchi. Uvula is sharp
& pointed but not long. Mucous membrane of Regulator is pale pink.
Dr Richardson of Exmouth & Dr Whalley of Ottery, treated him.

197

Used the spray of Sulphate of Zinc with Charles Inst -

Hyd Am Sod gr 16

Am Borul 3ij

Vin Spleas 3ij

Lind Birch 3ij

Apr ad 3ij m

Hyd Am 3ij

3rd Sulphate gr xij

Apr 3ij m

Spray daily wth Charles

C. Mar. t. d.

Sent Dr Plimsole by him 4 Copies Throat Cough

& wrote him on 11th

2
1

Head Bone

2nd Edit of Sanguisuga

Note The cause of the hoarsness here, is either rupture of some of the fibres of the Regulator, or extreme relaxⁿ of the Mem: Membr: covering it, which lays upon the greater surface of the Vocal Cord & quite stopping up the entrance into the ventricle. This is always cause of hoarsness I have seen it before

April 14 For the last 2 weeks has had a bad cold & inflamⁿ of his neck & glands ext^r, but before that the cold weather was against him. Fauces generally are relaxed, & would rather long, throats bigger before today.

Laryng: epiglott: quite normal, the folds of mucous mem: are about the same on left side & seen also on right side, in sunlight. Vocal cords normal. Shower of Nitric Acid & Sanguisuga wth my Injector -

Coughs night & many expectorants in morning. In singing he could

Hyd Am Sod gr 24

Hyd Am Borul

3rd Sulphate gr xij

Lind Birch 3ij

Apr ad 3ij m

C. Mar. t. d.

Hyd Am Borul

Alm an 3ij

ff 3ij

Apr ad 3ij m

f. m. d.

Add Glycin 3ij

to spray -

Lind Camp

brush neck -

He is something better -

Taking account -

198

reach the higher notes but not very clear. Some ~~Handwritten~~ -
15th wrote an MS Plimball & advised Tol hit any to layux 9. 2. or 3d.

199 Tumour at root of Trachea -

Mary Fowler, aged 37, admitted Westminster Hospital Feb 23
1869. with a Tumour of or over lower part of the trachea, and incli-
ning to left side, like a flat pullets egg. 110 Bentish St, West.

It commenced to form last summer, but did not produce
any dysphagia until lately. Complexion sallow.

March 2. Met and Chut 3/4 long 1 1/2 Bread.
Am New pr v. t. d. pr + ad 3/4 -



William Shirley, and , came April 13th 1869 for admission.
 Is pastor at Turkish Embassy / Beyanston Square -
 His left eye has been ever since inflamed for 2 mos; with scales
 here & there - Sig Plumbi diacet 3ij ad Oj for lotum
 Stotatur Salts & serum occasionally - Is full blooded & strong.

201 Inquest on a child that fell out of a Perambulator
causing concussion of the brain, & subsequent fatal
Constriction of the lungs -

On Friday 25 June 1869, Mrs Ward lost her infant son to me
at Westminster ^{hospital} aged 17 was in a moribund state. It was
pallid, could not cry, tossed its arms about & was passing
foetureath; scarcely any pulse. The chest throughout was in a
state of congestion with universal dulness. The head felt
all right, with I thought some irregularity or depression over
one of the parietal bones. I administered stimulants, & other mea-
sures, but it died shortly after at home at 2 Clammers St,
York Road Lambeth. I learned from the mother that the
child was left in its perambulator outside of the door of the
little girl's mother who had charge of it, ^{on 25th} & whilst she was gone
the child, a strong one, clambered up behind & the perambulator
tipped up in front, & the head went down, the child falling with
its head. It was picked up & was partly after, especially
on Sunday 27th when congestion of the lungs no doubt com-
menced which killed it on the 29th.

I gave a Certificate of death on 30th, & it seems that an Inquest
became necessary. I was summoned by Mr W. Carter
& Mr Corry for Surrey, to attend a Saturday the 2nd
July at Mr Bryants, known by the sign of the Bell, in
York Street, off of York Road, Lambeth, at 12.30,

and appeared there peremptorily. The Childs name was
Richard Augustus Ward, and I gave evidence touching the
cause of death, receiving my fee of 2/- & left when the
Jury went to examine the body. They gave a verdict in
accordance with the nature of the accident, and I sup-
pose it must have appeared somewhere in the papers, for
some person asked me for my card to get the correct name.

202 Stammering -

Thomas Young, aged 24, came to me July 15th 1869 for stammering of 3 or 4 years duration. Is a dyer by trade & a reading man & very intelligent. Has written something about himself which is printed wherein he calls his complaint a vocal nerve impediment.

In speaking or rather in his attempts to speak when the stammer is present, the lips are closed & soft palate and tongue in contact. The glottis gets tight shut in his efforts, & of course the chest cannot be filled with air.

Opening the mouth & feet, breathing upward this as I saw for myself. He wished to be galvanised as he felt contractions running down the neck in his efforts, & I sent him to Dr. Althaus - He had seen Dr. Gas Hunt, who looked upon his case as a bad one.

Tracheotomy 7 years ago, the same tube still worn 204

Martha Jackson, aet 51, ad at West - July 27th 1869.

Living 21 Wood St, Westminster - other side of Deans Yard.

Tracheotomy was performed 7 years ago by Mr. Halphome & she has in the tube originally used & has worn it ever since.

She was examined by Czermak - Speaks with her finger over the tube, but cannot do without it -

205

Miss Jane Ann Dickson, ad 42, sent me August 12th 1869
by Mr. Lakey Hoff hexamine. For last 12 mos has been
stopped up in right nostril, which is beginning to swell on the
outside. Rhin. swelling of the septum on the right side &
swelling outwards with chronic inflamⁿ -

add 1 gr Iodol to her Clinchona mixture -

James Raleigh, ad 42, ad 27 July 1869 under Dr Finckham -
 Is a Railway Carriage Examiner, on S. W. line. Been ill 2 years -
 sent me to examine Aug 14. Voice hoarse & weak, with noisy
 breathing. Larynx. Large fleshy swelling, divi-
 ded into 3 portions extending from the laryngeal
 aspect of root of epiglottis backwards, & leaving a
 small space beneath tongue. Lower larynx &
 cords probably healthy. Tis pharynx larynx attaching root of
 epiglottis & anterior part of probably both wings of thyroid cartilage.
 He has a Coarcted dysphagia - chest a little crepitation & dul-
 ness at posterior part of right lung, probably tuberculous -
 To inhale steam for a few days with 4 or 5 gr doses of iod Pot
 & Cod Liver oil & then tracheotomy - if necessary -



Ms Hagg, aged 100 years, I went to see Septem 2nd 1869
at St George's Workhouse, Faltham Road

I enquired for Mrs Buddelley the matron, who brought the
old lady down stairs. She is now deaf but can hear by
speaking loud to the left ear. Her eyes are perfectly clear
& she can read without specs. Her voice remarkably
loud, clear & powerful & she can be heard over all the
rest of the people. She allowed me at once to do Lary
& I saw a perfect & beautiful, thoroughly ventricled, leaf
shaped epiglottis & a capacious larynx & fairly long
vocal cords. She is from the Highlands of Scotland,
somewhere near Rothsay, I understood her. She is tired
of life & would like to die. But her health is perfect, &
she does not look so extremely old as the old gentleman
at Marden College. At times her head shakes. She has
a good mouthful of teeth too.

Continuous Throat Cough. Lung hysterical. 208

Ellen Goodene, aged 40, came to me October 2. 1869 from Mr. J. Croft, Surgeon, Petersfield, who wrote me on 15 Sept about her. Her mother keeps the Turnpike Gate at Rake, & she lives there with her sister brother.

He wrote she has never had her Catam regular, 1 yr ago became subject to a peculiar kind of deep sonorous cough, incessant from morning till night, perfectly quiet during the latter. He found her Chardae vessels pale & thick. She has taken the Bromide persistently, & as a last offer, I am hoping he would the would some weeks ago. Spas of 2 has been tried. There must be some pressure on the recurrent laryngeal one would think.

On seeing her I found her with constant tickling in the throat, with a true throat cough, continuously occurring in short successions, not at all from the larynx or chest, & the mouth became flat in doing it. Had coughed like this 3 years, although it had been present 5 years. Been married lately. I found she was free from it as she lay down on my sofa. Is now ill attemore, but had fits from 12 to 20 yrs of age, & at one time suffered from swelling of the abdomen - Unmarried. Lary. Epiglottis partly pendul, recess from the Coughing, & muc. memb. of its folds, & of the fauces generally relaxed & sulcately. Larynx & trachea normal. No apparent disease attemore. Voice is good but disposed to be husky - The malady was not unlike eclampsia or Salaam Convulsion. I observed she had some control over the Coughing when her attention was diverted

209

from it. I do not think the branches of the pneumogastric have any
thing to do with it, & that it is a case of Neurasthenic Throat Cough.

Oct 4 I wrote my views of the case to Mr Copp, & advised ^{certain friends} Gayles,
Allen, Gly & Mr Pol. & to make her lay down altogether for a
time. & test the uterine condition if not too late a time
of life, by Lad pol especially. Told the sister I thought the case de-
pended a good deal upon herself. Chest is quite sound.

Subglottic laryngitis, acute.

210

Albert James, ad 22, ad Nov 20th 1869 sent me by Dr Arch
dube Duncan of Jones St. Ill a week or 10 days with noisy
breathing, but his voice is natural & swallow good. But it
affected him so as to cause fainting. Looks delicate -
Lary. Some subglottic inflamⁿ, with inflammatory redness
& no swelling, yet a disposition to spasm, causing the noise
in breathing - Recd ant & pot iod & dose of Brom of
Am at n. Emf caught eye - wrote Dr Duncan
14 Dec Got much better from treatment, & Lary shows the larynx
now well, but muc: mem relaxed. He is much troubled
with wind & is exceedingly weak & prostrated. Is taking
of pat vine.

211 Troublesome Throat Cough.

Annie Gage, act 24, sent up to me on 22. 1884 from Dr
Alex Wallace of Colechester, whose nurse she is - as a
hosp Case. Health always good, but troubled with indigestion
Coughs every winter, this is the 5th, but she sleeps well.

Last winter was Cook is now nurse. Has lost many relatives
with phthisis. Bad headache, but eats her food. Is thin in a day
pain in her side. Cough gets warm every winter. Is essentially
rheumatic. Good complexion & healthy looking -

Larg Allittle Congestion of the larynx & trachea. Epiglottis vertical
but disposed to droop & larynx hangs over the larynx. Tames a
little relaxed & would loose softness - She used to purple
but without benefit. Chest seems quite healthy. The cough
is a short ^{or bark} ~~saw~~ of ^{her} ~~her~~ with no expectⁿ nor length -

Med Mix c Pol Rad pr 3j t. d. Ol Numb 3ij liis d.

Lin Camp touched & pacie of alum & glycerum.

26th Cough is better & not so frequent & today epiglottis is more erect
& less drooping. Pharynx deepened. Sumps behind right ear.

To use lin for ear. Sol hot acy dust to be applied to fauces.

Dr Wallace had written me abt her. Her friends are at Rotherhithe.

Cough is warm towards evening & especially when going to bed.

Injⁿ of Atropin & Morphine gave temp^y relief he says -

29th wrote Dr Wallace an af of the case in reply to his of 10 day.

Dec 3 Is now almost quite well, for the cough has nearly stopped

The parts around the larynx are quite normal. Epiglottis is well elevated. PL minus —

7th Cough entirely gone & is otherwise quite well. PL Om —

17th SW wrote me that she was back & at his request I wrote him an A of all I did, which he could continue if required.

213 Fallicular dis of throat

James Campbell, aged 36, ad Westminster Hospital 21 Dec 69
with faller dis of his throat 15 years. The fallicles on the
wall of the pharynx, formed deep dark red patches the
size of peas.

Must Not Eat Sp

Lal Nut ay 3i ad 3i

Laz Alum c 3grm -

g. day or so

He went on very well & improved up to a certain point, when
I added to his mix Tyin^{iv} Lig. arsenicals, & on Feb 15
1870, he was decidedly better, the spots being almost wholly
gone.

at

Martin Parker, age 30, sent me February 25th 1870. Is maid of
Mrs Russ Jameson.

Throat bad for some years & gradually getting weaker, right side
inflamed, swells out & hurts. Sometimes dysphagia (but something's
vain made. Is not strong but goes about. Has pains like Rheum
behind neck, none at night, no regular cough. Is thinner

Large patches of throat affected Larynx normal, gums loose
Shut ton - Appetite & dig's bad - new ones, by Amherst 80 x 40
by Post Bond 30
Alum 30 J. max Lin Comp Co C. mag 30
W. hyp 30 for neck his ter 30
Sp 30 at night ne Sp aut 30
Sp 30 die Apr ad 30

April 1 Throat is very much better & her health greatly improved, indeed
gums looks quite smooth & healthy. In cage made Alum 30
as of the gums they still a little tender. W. hyp 30
Is about to be married. pl mix - Sp 30

10 215 Chronic Stenosis Laryngitis, with destruction
of the bones of the internal nose &c.

Elyza Flecker, continued from Nat 3. page 161

This patient has been constantly under my care at Westminster
since Novem 1863, Her case is recorded in my Wand & the
Throat Edit 3. She had Aphonia for the last 6 or 8 months, and
bleeding frequently occurred in the fauces, so that the velum became
partly adherent to the back wall of the pharynx. She latterly had pains
about the forehead & temples as if the bones were sympathizing with
the disease, which had a good deal of strume about it. The
Aphonia was due to general thickening of all the upper part of the
Larynx, more so than of the true vocal cords. She was kept in
tolerably good health by large doses of Iod Potassium 6 to 12 or
15 grs t. d. in Decoe Cinchona. But it had to be varied accord-
ing to Season & weather. During the trying weather of this
winter she was subject to attacks of Bronchitis, and on the
morning of the 22 March 1870, her brother found her dead in
her bed at 1/2 past 9, and as she was quite warm, death must
have occurred only shortly before. I suspect the immediate
Cause of death was Congestive pneumonia -
No autopsy was allowed -

Lusk Hamblin, ad 32, ad West Hospital May 3. 1870 sent
me by Dr Barrett. looks as if only 26.

She is nurse to Mrs R. H. Gamlen 4 Northwick Villas, Huron Rd.

She had some trouble with dysphagia at first, & a feeling as if she
would be choked. No cough & spasm of - Was put on

Mist Cam 3/4 Pot Iod 1/2 t.d. Sauge of ulm & glycer

10 Lark Swallow at post part of larynx size of 1/3 of split pen which
gives rise to the noisy inspiration. Balm is better on whole -

17 Had this morning an uneasy sensation about the neck, which
is caused she says by this choking sensation. dyspnea & slight

congl. Lark today the swelling has approached the left arytenoid
cartilage. Used spray of Zn & powdered Zn sulph 8r 24

by Am Iod 1/2
Am Iod 3/4
C. mag 1/2 Cinch 3/4
t.d. Apr 2/4 in
Larynx nervous & uneasy -

I wrote to Mrs Gamlen about her - she gave me a fee -

21st Has been better up to today, is less noisy breathing & the voice
is clear & smooth. Then again the swelling is better & smaller -

Is less nervous. Sol Iod acc to larynx with curved brush -

In mix omit Dr Cinch, & add Spt An Iod & Dr Card Co aa 3/4

25th Not been quite so well, but today is easier
of Pot Iod 3/4
Am Iod 3/4

Trachea are a little relaxed. Voice smooth & not hoarse
of Spt An Iod
of Spt An Iod

& breathing not noisy. St omni -
Sol Iod acc to larynx
g. n. se

217

In dust angric
all 3j
3jii &

28th Is certainly better, swelling less, but was had in
feeling a big lump in the throat - breathes freely -

1st Is Better still - sol as before. 6 About the same, examined her
before Dr Barrett & the smell of left nostril decidedly better - but she
takes Op. Pain daily w/out any effect, & there is no doubt
she is phthisical - To have Phosp of Iron, & probably leave her
place & go somewhere south - occasional counter irritation, &c ex
ternally. Latter measures -

July 30 Is very much better, voice smooth & even, & little or no stidor
yet she says she is not all right. The smell of left nostril is less & the
sexual apatium & passage seems clearer. I wrote this to Dr Barrett &
advised a continuation of the local treat, &c &c.

Louisa Mackley, aet 21, ad at West Hamp. 24 June 1870. Sent
 to Henry Cotton of Kent, & was sometime ^{4 mos} at Hosp fads of the
 throat without any benefit. Been bad 2 years. Inhaled something at
 that hosp. What is dry, seems tight on each side of the larynx & aches
 in hot weather, pain in swallowing on right side sometimes. general
 health good. They put down each visit 2 sauts of stuff.

July. Dis of follicles of nose recent not so much of importance, but perhaps
 a little obstinate to get rid of. This gives rise to the various sensations she
 complains of. Epiglottis latter long & nearly completely pendent.

next

& Gayle of Ham + Apr -

July! She was already much better in her feelings abt the neck & throat.

269 Structure of the oesophagus from advertisement's defect
remedy by Iodide of Potassium -

This was Mary Ann Cox under me at Westminster Hospital
since 14 Dec 1869 for dysphagia, with swelling & induration of
the neck especially on left side. She took Iod Pot regularly &
a great deal of this dropped & she was able to swallow pretty well
by 5 April 1870. She took for a time Mist acid & Gut C Compound ^{pr V}
31 May 70. She swallows pretty well. alittle sticks now & then. ^{E. d.}
She ultimately was quite cured. I never used any bougie

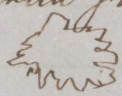
I examined a man on Dec 3rd 1870 with dysphagia, from some
oesophageal obstruction - at 60 under S. Basham, & in
his presence - & found swelling of right arytenoid cartilage &
ulcer on right side of the epiglottis & fold of mucous memb.
The interior of the larynx was sound.

Also same date a woman with Phthisis pulmonalis
and of the larynx as well. She was very weak & delicate
& examined with some difficulty - under S. Shreeves.
There was complete supraglottic oedema, & good voice
was fair, but the healthy strobilans

John Barry, at 37. Had aphonia 6 months -
A fruit store man, who got wet in his clothes, got cough &
aphonia, & I examined him on Dec 6th 1870 at Westminster.
There was general congestion of the entire larynx & no action
of the vocal cords, from general tuberculous infiltration -
The base of the right lung also was involved -

221

Janet Wood, aged 20 on 29 Dec 1870, had an attack of hysteric
on evening of 4th Jan 1871 in my kitchen, as she is the Cook.
Brought on by putting about a pudding as she feared was spilt.
Had a similar attack 6 years ago & was in St. George's & afterwards West
Middlesex Hospitals. Had 15 hrs & sis & all died of decline except 2 hrs
older than her. No pains living - She says she has been cured of Ph-
thisis. & gets nervous & anxious at times. The attack last night
was truly hysterical, but she did not seem to be conscious - & she strug-
gled on the floor but it was not a convulsion. Her clothes were
loosened, stomach rubbed & Cold water thrown on the face -

Susanna Acland aged 16, admitted at Westminster Hospital 27 Dec 1870. with a little foliated growth on the middle of the roof of her mouth thus: -  it commenced like a little pinna the size of a pins head 2 months ago & then began to grow, & she could twist it around with her tongue. This showed it to be held simply by a pedicle. Her general health is perfect.

She is of short height, & does not look more than 12 yrs old.

¹⁸⁷¹ Jan 4th I removed the growth with a loop of wire in my Surgical ecraseur & the pedicle was of the size of a in the next figure. There



was free bleeding for a while, the pedicle felt a little stiff, & I applied the solid caustic bit. Growth was simply epithelial.

11th Perfectly healed up & scarcely or no prominence -

Charles Crowley, aut, ad 6th Jan'y 1871 at Westminster Hos-
 pital - from same threat & impossibility of continuing his avoca-
 tion as a Chanter at Westminster Abbey, Rochester, Canterbury
 &c, especially as a Solo Songst. Besides slight Coryzae of throat
 of Mucous, there was a long loose thin membranous cord of
 the cords, thus, which kept up irritation & prevented
 control over the middle part of the Scale. He had also
 Const. Just Fed 3/4 E Pol had prig t-d.

Spasms of Alim. He improved a little, but I found it
 necessary to remove the loose cord perula on 15th & no bleed-
 ing followed - He got a Cutty too from me. Lives at 3 Rochester St S.W.
 20th Was certainly better, though the middle notes were still weak

28 Feb He has quite recovered the full power over all his notes, his voice
 is better than ever it was. He has been before the Public, Sundays &
 Wednesdays for many years as a singer. He has lived fully he says
 but has always taken a great amount of athletic exercise.

Mr Slater, ad at A.O., consulted me April 5th 1871 about his
right leg, which was knocked over the inner surface of the tibia about
a month ago with a ps of iron &c, & has been painful, & some, red &
inflamed since. I ordered

Leg Member dress'd Fry.

the lotion & oil silt -
8th His leg is nearly quite well, but
as he had pains in his limbs like rheu-
matism with great debility, I ordered

Opium ad ʒij ℥ss
by Post Ind pr xij C. mag
Tinct Cinch ʒij
Opium ad ʒij ℥ss
Lin of Camp Co -

Mr Sardin, aged 25, came to me May 4th 1871, through the recom-
mendation of Mr Pritchett, Student at Westminster.

Constipation for some years, ever since living in London. Does not mas-
ticate his food sufficiently - health good.

Yellow Sulph. Zvj
and Sulphur Zvj
C. mag. t. d. Sy Menthan Zviij

Logmeal of a fish bone fracture

226

Ellen Martin aged 23, sent to me May 20th 1871 by Dr. Knott
of Montague Spu. She swallowed a fish bone 3 weeks ago, &
had great pain after it, with subsequent throat symptoms. Yet
she was always able to swallow. Her symptoms indicate the
situation he wrote. Lary & should nothing. There was inflor &
edging of the left tonsil. She had been bleeding at the neck
& was lately dead. I administered warm Water-jarules. On the day
23rd I found her very much better in every way.
Her sister I attended many years ago, near Humber Spu. at
Dr. Knott for contraction of the os uteri, which he dilated wth bougies.

227

Henry Smith from 195.

The man he was riding was hit by a rattlesnake & it threw him breaking his arm & dislocating his shoulder, & seeing a cut over the eye. When he recovered he pursued his journey to the City of Portland where he is to stay the winter. His own modes of illness cost him \$380

Throat he cannot breathe thro' mouth or nose, the wound never chafes nor gets sore, nor does he catch cold in it; he is as well hearty & strong as he ever was & can do his work at the mines or at sea either. It makes no difference to him going on top at sea. He asked if he could breathe if the tube were removed or would the hole close up; & how long the present tube would last, as he would not return to England before next winter. At the beginning of Feb/ he goes back to the mines. Emory S^r who saw him, had never seen such an operation performed as that on him; they could not make out how he walked, walked about & rode thro' the Country as he did.

To address him Globe Hotel, Cor Front & B Streets, Portland, Oregon, U. S. A. The letter reached me Jan'y 11. 1871 & I replied to it on the 23rd. July 28 ^{letter} by returned was returned thro' Dead Letter office October 28 I examined Lucy^c & found the passage pretty clear tho' he still was the better Voice Capital & could breathe upland pretty well. Had warm it they hurt his bowels, health perfect.

Weakness of Voice since Christmas 1870

228

Wm Blair, aged 58, admitted March 31, 1871 at West. Sent to my patient Mr Beatty, at Surbiton. He has had decided weakness of the voice since Christmas, getting low & spiritless & feared he was going to break up altogether. I only showed nothing more beyond a little Caustic of the Larynx & relief of fauces with a nylony loose flabby uvula. No treatment seemed in any way effective until I cut off the loose end of the uvula on 13th May when he gradually improved, especially with the aid of Guinon's Mix, & was discharged quite cured on 16th June

Acute Laryngitis John Bennett aged 50

June 21, 1871 at Westminster I examined a man, in St. Barbara's wards, for him who had had an attack of acute laryngitis 6 weeks ago, who was slowly improving. Today there were the remains of acute inflammation, i.e. still vivid redness of the whole interior of the Larynx, with a little tumefaction of the vocal folds but which will not now proceed to suppurative oedema. July 28 With an attack of Bronchitis he was much worse & today there was suppurative oedema of both Vocal folds & I at once advised tracheotomy.



229

Memoranda of A. D. K. F

1868

Copied here July 10th 1871

Feb 27 Difficultly again with. Has Landlady called on me

29 again half light

March 16 Offensive & insulting - went to Mrs R's, and at 3 1/2 AM knocked me up. I would not admit him.

" 18 Apologised & returned respere

" 21 Came home madly intoxicated, respere -

April 23 Quite tight all day; he went to Lewissham yesterday in same state

" 27 Called on him respere, 10 Rathbone Pl.

May 4 Pd Mackay & Co £15 & him £2

" 6 Commenced to drink early to day & refused to give spare money back

" 7 Called at 10 Rathbone Pl, & found him intox^d & quite noisy at 1/2 pm

" 8 Broke home to his lodgings 1 Am hopelessly drunk wth a soldier & a woman

" 9 Went early to Court wth him & he was fined 5/-


Jan¹⁸⁶⁸ 11 He came respere quite tight, went away at 10, & did not get home till 4 Am. He lost my umbrella, Crimson Craze muffler, Key of bag & 1.11.0 of money. He came in on evening of 13th & I gave him some dinner.

May 10 Cab to Station 2/6, fare him & I 10, Porter wth luggage 2, Ferryman 1/6

Kit 2/8 Ferryman 6, himself 4/- Bus home 4 = 1.10.6

" 11 pd his lodging bill 5.0

230



231

Henry Mas O'Leame, Child 21 was old, swallowed a hair pin on Monday at 8 am 19 June 1871, & had me at West Hampstead 12 Wilcox Road, So Lambeth.

The head must have gone down
foremost. I saw the infant
several times after, but as the thick black paint came off of another
pin that was tried in dil HCl acid, I infer that the pin
would dissolve away in the juices of the stomach.

Miss Otridge, age 30, sent to me Aug 31, 1871 by Dr Finkle
Alderson, 1 Avenue Terrace, Bridge Avenue, Hammersmith.
She has had her voice since Christmas fallowing a cold. She
has consolidation to some extent of both lungs & he found some tubercu-
cular exudation at the plates. Some general flatness & relaxation
of mucous membrane of interior of the larynx, not so much loss of
power - Now she has voice & can enunciate it if she likes. She
had galvanism once at the throat hospital, no good.

Spry of 3m & grad 3i

wh Clarke daily.

4 ac & dil 3ss

An Bunt 3i

What 3ij & 3i

C. mag

his die

Phthisis Laryngea & Cricoid Dysphagia, ending in rapid 232
Phthisis pulmonalis -

Ms Francis Sayers, ad 27, ad West Hamp 21 Sept 1871.

has had sauc throat on soft smor, with the bursting of several abscesses,
low down, partly at the root of the neck. Aphonia sometimes & a great deal
of dysphagia. Not well since her last labour 3 yrs ago. All the family
healthy. Suffered on 22nd & 23rd a sharp & sudden of cricoid cartilage, & also
probably low down in the pharynx. gradually wasting. Cough too
by mistletoe Elix. & Symp. Chloroform Lin. Camp. & Douville's
had pot grs
- t. d. Pil. Mucif. l. n. the neck -

29th Mucif. better, but oedemous worse. ^{acid & fruit Elix} Pil. q. n.
^{Pot. rad. grs} - t. d. ^{pl. Symp.}
^{wh. she likes.}
Oct 6 Mucif. Acid & Fruit 3 t. d. Pil. Mucif. q. nocte 10 Ward's Chloro form, cough all
had stopped, no expect & is able to eat. Throat much better pt -

Nov 14. She went rapidly from bad to worse, her throat symptoms got
better, but rapid deposit of tubercle in lungs set in with softening & much
puriform expect & she died a 12 h. inst at 13 Lower Gaiden st,
Vauxhall Bridge Road. I last saw her on 24 Oct. Saw Cert of D.

Mrs Caroline Barry, act 42, saw me Septem 29th 1871 sent by Mrs
Partridge of 49 Gloucester Place, Hyde Park.

Lost a child in her lap 10 years ago, & she became Aphonic or soff. 3 years
after had Voice all right again. Last 5 yrs has lost it each year, mostly in
the summer time. Catamenia irregular & absent 2 or 3 mths at a time. Has sev-
eral children. Short. Teeth all normal, but loss of muscular power, can-
not swallow, & separated at their origin. She has a murmur, which she can raise
into voice, but possesses little power. Is weak & nervous -

Oct 2 gave a half letter. ^{? Must acid & fast 3/4} Am Brown pt v t. d. gave also a paper.

Dec 19 Voice perfectly restored & Catam returned after long absence

Benjamin Dines, ad 34, ad West Oct 23, 1871 in D^r
 wards. Sent me by Mr F McCarney, Clara House, Naples with
 Chru Sangerson & Cayyal Muschig. Bunches for smut. Went
 had over 2 mos wth dysphagia. Cough & expect^d of purulent mucus in 24 h.
 Odour bad so^l. Under low came by 1/2 yr ago wth left pleuro-pneumonia
 Large the epigs is swollen, enlarged, unyielding & inflamed. Saps
 not so much involved. is very thin -

Ellen Sibley, ad 22, under me on & off at West Reef since 1863.

Feb 29, 1872. Right emeat. 6 mos - Cough every winter for 4 yrs &
 a little expect^d. Wealthy sounds like a whistle - Fasten died at 56 of Ph.

Chut No apparent disease but heart action heard rather too freely over
 upper part of front on both sides. Been getting thin the last 2 years - Breches
 smaller round the waist now. } Nut Lin 3/4 } t. d.

Lin Camp. At Mark 3/4 h. d. head and feet 3/4 }

Mrs Green, aged 41, came under me Dec 7. 1871 recommended
 by Dr North whom disposes patient she was. He suspects they do
 not make out the case at the Throat Hosp; for she had formerly
 of phthisis from her husband. She had been ill since Feb 1870, & for
 last 10 days can scarcely get her breath. Voice is clear but there is
 dyspnoea & occasional stridor. The dyspnoea has existed 4 mos.
 Takes milk chiefly & gets thinner - No cough the sup-
 plying ulcer of larynx acuteness, & ulcers in & out of
 larynx a physical Scurf of Cricoid - ʒ An Sal ʒi x ʒi
 ʒij of Carbolic Acid ʒij ʒij
 ʒij ad ʒij - C. May ʒij ʒij
 21st Cannot swallow fluids at all, but is getting a little
 better - Write to North to admit her in the Samaritan & apply daily
 to the Sal but say ʒi ad ʒij - Is very weak for want of food.
 I wrote to North to get her into some hospital, & she was after a
 week admitted into King's College under Johnson, where Tracheotomy
 was performed upon her. Ultimately she died -

Sphonia nervosa

236

Elizabeth Usherwood, ^{abt} aged 26, ad Westminster Hosp Jan'y 23
1872 with *Sphonia nervosa*, 5 weeks. An appeal disc'd
vocal cords, but genl health much out of order.

had aew c fwt $\frac{1}{2}$ t. d. Pil Cath'g q. 3. days. She would somewhat
but the whistles kept up. on 7 June she was put on Inst
Fer Cit $\frac{1}{2}$ t. d. in place of Inst Quas @ Fer. & this did her
so much good, that her voice immediately appeared, now
21st she is speak'g pretty well & feel's well too. She is not
hysterical & the Catarrh are regular

237

Sarah Debenham I met & see in the Sudbury Workhouse
Saffolk, with the Rev Herbert Smith on Monday 20 May 1872
She was born & christened at Melbath in 1769 and
was now 103 years old. She had been imbecile all
her life & quite harmless. Hearing & sight imperfect and
has always been healthy - Takes a pint of beer daily,
said to have 3iv brandy. Her hair is as white as snow
& she has the peculiar silvery white tinge of the skin of the
face. There can be no doubt of her age. Pulse is quite
regular & compressible though the arterial coats can be felt
perhaps a little thicker than natural. Chest capacity good
& all viscera quite normal. Voice smooth, melodious
& clear. Some difficulty in persicade, but to be examined only
after imbecility, for her epiglottis is vertical & larynx nor-
mal; teeth all gone - Sometimes she faints. She
gets up & dances a little when asked.

Ann Slocomb, I visited at 6 Surmon's Almshouses, Isleworth on Thursday 30 May 1872, through the following extract in The Times of 29 April.

MORE CENTENARIANS.—There is now living at No. 6, Surmon's Almshouses, Isleworth, an inmate named Ann Slocomb, who completed her hundredth year on the 17th inst. She was from 1828 to 1833 matron of the old Isleworth Workhouse. Mrs. Slocomb was born at Send, near Guildford, April 17, 1772, and at present is hale and hearty. On her last birthday she planted a tree in the garden of the almshouses to commemorate the event. Since then a local subscription has been set on foot to provide her with some additional comforts now she has entered on her second century. Some few months since a female pauper died in the Isleworth Union Workhouse at the advanced age of 104 years.

I saw her daughter who must be 70 who lived with & waited upon her. She was in bed with a bad cold & a cough & although much shaken, she was better than she

was. She lay on her right side & occasionally sat up without assistance. She had no teeth, which gave the mouth & chin a peculiar appearance; the colour of the skin of the face was white & sallow, & smooth about the cheeks; the eyes were of a bluish grey & the cornea as clear as crystal without annulus or arcus, she had used spectacles for as long as her daughter could remember. She was a little deaf, but heard her daughter perfectly well, who carried on the conversation between her & me. Voice was clear & smooth, not harsh or loud, & some of her words were very distinct. Her intellect was good & her memory perfect. The heart & lungs were healthy compensating considerably her cough & cold, pulse was fairly good, soft, yielding, no hardness, quite regular. Hands thin, veins very distinct on the backs of both, skin thin & transparent. Throat & larynx Laryngoscopy showed me the epiglottis perfect & nutrient, the larynx healthy, V. C. short but of the greyish white. In stature she was short & generally unaltered every day in the little garden with the aid of a stick. Last winter,

239

that is the winter of 1870-71 she had a bad attack of
catarrh & was nearly dying, became pulseless &c, yet she re-
lived. Now altho she is weak, her condition does not indicate
that she will see many more years. Her countenance is small
& very old looking for the contracted chin & drawn in mouth.
Yet she had not the venerable appearance of some others I had
seen, tho her hair was pure white. She had 5 children, 3 of whom
grew up; her maiden name is Cossor, & the record of her birth
is in the Guildford Parish Register. She made the 9th line of
Karian I have seen & examined & an account of her visit is in Vol 8
of Events in my Life - page 399. Is attended by Mr Day

Letitia Slater, aged 20, I visited on June 28th 1872 in
Geet's Court, at the request of her father.

She had been seduced by a young man, a neighbour, and
when pregnant about 3 mos, he gave her 2 tea-spoonsful of
quicksilver to procure abortion. It did not do so, but in a little
while she began to shake about the right side of the body, & could
scarcely walk firmly as she stumbled in her gait, which in
deed led to her mother's disease in pregnancy. She could not
grasp firmly with the right hand too. She was now close upon
6 mos pregnant, & had very much attended to which she was her
mother said. On 12 July the symptoms had extended to the
other side of the body & no perceptible change attended.
Sept 12. They had somewhat improved, as if the effects of
the Mercury were now wearing off -

Nov 26 I gave evidence in accordance with the above in the Marylebone
Police Court. She was then with her baby a few weeks old, with the
snuffles from birth, no doubt resulting from the Mercury - I found 3 tea-
spoonsful of quicksilver to weigh $5\frac{3}{4}$ oz.

241

Frances Palmer and I, had to me Septem 18th 1872 by her parents
with Opium for a neural cold. ill a few days only -

by Lig. Am. acet. $\frac{ij}{ij}$

C. med

They live at Whitechapel

Am. Ind. gr. iv.

t. d.

Keep a penny show.

Vin. Sicc. $\frac{ij}{ij}$

Spir. $\frac{ij}{ij}$

ed. $\frac{ij}{ij}$

Mrs Page, aged 52, I saw on Decem 27th 1872 wth her husband at request of Dr North. Is the wife of the Secy of Brunswick Chapel -
 Voice affected 2 yrs, falling a cold, bitter in hot but bad in cold & damp weather. No dysphagia nor regular cough. North says lungs are sound. Good health & good till her life but looks ^{very} atheromatous. Was under McKenzie

at Mount Hope who ordered Dr Bengt's ^{whale} in Trading Water
 Larynx. Some oedema & hypertrophy of mucous Mem of upper part of the interior of Larynx, especially on right side. Vocal cords clear & unaffected. Some slight spasm & rigidity of the last -

- by Vin Specae
- Resin Ant Toub
- Ess Chlm
- Ess Sues an ʒij
- ʒr Bellad ʒij
- ʒr Shamon ʒij
- ʒr Scillon ʒij
- ʒr Senegae ʒij

Breaths like stertor - North ordered this a ʒʒ
 & Ess Sues ʒij for occasional use when necessary. ʒij t. d.

I advised her to go on with the same. She had had a pleurisy a week.


243 Tumours on the Trachea

Elph Factor, aged 73, admitted at
West Has March 25. 1873 for 2 tumours
on lower part of trachea, not thyroidal
Has had em since age of 14. Unimind. They
had no more than ever they have done.

Attributed their enlargement to carrying a child back & from the Eye
hospital. They are as large as leg muscles & very hard & in direct
contact with the trachea for they move with it.

By mail for Oct 3/6 C Ambridge v t. d. Lin Camp Co
April 1. Is already better, they are a little smaller & softer.
Lower tumour is in contact with sternum in its hollow.

May 16 Tumour has become much smaller & is better



Ulcer of middle Fucinated Bone, for Struma. 244

Maid servant of S Barrett, Army Med Staff. May 15, 1873
I examined at 25. "Canadian" has ulcer of right nasal bone.
1 yr or more, no history of any kind. Is strumous & pale. Some odor
which is relieved by Charcoal Cruff. For out to Canada wth Mother &
Sisters. has had W Johnson, Indist & cl pot. used Carbolic acid & c
Caulate Cod oil. Rhiz Remis of ulcer on ^{right} nasal bone, exten-
ding round nostrils - left side free - no smell now. parts red.
Rec'd W Johnson's paper wth a small dose of Iod Am & Glyc-
cerine in Wax - & used the Bromamide of Stiel.
Coxeter's nasal douche wth 1 gr Carbolic Acid to ʒi water. & half pint
in pitcher of water used daily -

Mds

Aphonia on and off for 3 years -

Mary Ann Manning - ad at 45, ad April 4, 1873 at West
mount Mass - for varying Aphonia occurring on & off for 3 years &
just now complete, voice is inaudible whisper - Last showed
anaemia with great muscular weakness of the larynx & as she
was weak herself. She was and must be c but ʒss + d. a page
of Alum & Lin Top Co extertly - She was quite cured by 7 line with
a good voice & fully strong & well - She was not a nervous person.

245 Cramp of the throat

A female pointed herself to day June 7, 1873 with this, a jerky
coming on every now & then as if the muscles were spasmodically
drawn inwards round about the throat. No clear cause unless gen-
eral health not very good. Put on Ionic Ures & Lin. Suf.
Only so one week. 10 Better but Cramps feel lower down now

Rheumatic Dysphagia in a boy of 9.

Levin Green act 9 in Jan'y last, ad at West Mass May 20, 1873
for dysphagia had, since 20 elumb; no apparent cause, & seemed to be
rheumatic. The food is swallowed & causes great pain at upper part of the
tube, at last so had he could only take milk & no solids. He was
put on Mist Carn & Pot Brod & V & by June 10 he could swallow
solids, but the pain now was lower down correspondingly to lower third
of the gullet; food passed down & caused pain as it passed the rheu-
matic constriction. It kept & an opium besides - 20th Can swallow
pretty well now, but the food has passed almost to the bottom of the tube.

CVL
Brown, ad 33, of Jersey, ad under me at West Hack on
1873

June 25. I remain the end of his woula -

Mrs Pamela Granville, aged 28, ad at West Hack 30 June 1873.

4 yrs since connection wth her husband, when she had primary syphilis from him, wth papular eruption over the body, cyanoshe &c. For 10 mos has had ulcers on side of tongue, same throat, on lips; & small hard on sacrum 1 now ready to burst & very sore. Genl health attenuate grad. Was rather attomis much Cencarkoen. Gay Pot Chlnt. L 1/2 Sal Sulp & Bichlm 3p
2ad potass grv

Nov 16 was better, but did not thorn up to Decae Cinch 3p. t. d.
carry out treat. Woula too long, wclun dark red &c.

44th tooth end of woula off - Dec 2 much better 1/2 ad pot grv
Decae Cinch 3p
in cur may. much healed. Gay of Alum & this mix. t. d

1874
Feb 3 ad woula gr 8 t. d in 1/2 doses Gay Pot Chlnt. She improved
my much a this. Getty palter, throat & tongue better. etc by 10th
April 29 That cured some woula. but now has an injured leg from falling
on stone steps - Lotio Acid Carbolic.


June 16 much better, tongue still sore, cup suff to it - M tonic & Lotio - 3p
Oct 25 So a wth ad Cad 3j his d see 1/2 Pal Chlnt 12 1/2 bym Fruit 3p
& this mix of c. mag. his d. & 1/2 ad 3p
Pal Brent 3j
W Sult 3j
S. m 30 1/2 n Infund & 30 1/2 n

248

247

Middle Sprenger, age 29, I examined July 19th 1873. Is a haaf
patient born at Palermo, not penul wasting since Feb. Has no
his sharp - used to be stout. Would be fr dis of stomach & bowels.
Steel does not agree. Not accept of $\frac{1}{2}$ p. t. of Milk of his d

Philip Mooney, age 51, I examined July 26th 1873. Ad under
me at West Haaf. 6 mos ago caught a cold followed by
flow to his throat. He has shiver & sweats
with difficulty. This depends upon chronic supra
glottic oedema. $\frac{1}{2}$ p. t. d. Decoe Coric $\frac{1}{2}$ p.
Unula is very long & loose.



Aug 1. Altogether is wonderfully better, voice clearer, breathes easier
& looks much better - oedema certainly is less.

Mr Krimpton, aged 70, on August 4. 1873 I examined for Dr
Cochle of 7 Suffolk Place. Is the Med: bookseller.

He had Conges of the pharynx low down on right side & partial
pendency & folding of epiglottis, due probably to long work
which should be treated & accounts for mucus from the throat.
Has no cough but an uneasy, at right side of 2^d Cartge.

Mr Pamela Granville continued from page 246.

Aug 7. 1875 for prostris vaginae & genital emaciation.

4 ac Carbolic. 3ij fl lotio. 4 Spt Am Amul 3ij C. may his dec-
Spt Vani 3iv
Syrup Oj m
was 3 mosd sende. - Boshard died 6 mos ago - } 441 Fulham Road

249

Mrs Elizabeth Leatherlund, aged 110 I visited at Tring on Wednesday 15th October 1873. The following letter appeared in The Times of August 16th which I saw just before going to Scotland, & on my return I wrote to Mr Loxley on Octob 3, but my letter was returned thro the dead letter office as his proper address was

A CENTENARIAN.

TO THE EDITOR OF THE TIMES.

Sir,—I was this morning a witness to a feat which may possibly be of interest to your readers.

Mrs. Elizabeth Leatherlund, of the age of 110 years, reaped two sheaves of wheat in a field belonging to Mr. John Mead, of Tring, Herts. Her baptismal certificate may be seen at Mr. Tompkins's, ironmonger, Tring.

Your obedient servant, ARTHUR LOXLEY.

Norcott-court, Herts, Aug. 14.

Mr Loxley on Octob 3, but my letter was returned thro the dead letter office as his proper address was

Mr Arthur Loxley, Norcott-Court,

Northchurch, Berkhamstead, Herts. On 10th I wrote to Mr Tompkins who replied next day she sent me a photo of the old body; and to day 15th I went to Tring to see her. The general notes of my visit are given in Vol 8 of Events in my life, but the special examination I made revealed the following facts.

No doubt if she reaped 2 sheaves of wheat she must have been partly supported, because she toddled into the doon where I was with the aid of a stick, being held by the arm at same time. Stature was short, a little bent with age, complexion brownish for she is of gipsy descent, and her countenance a mass of thick folds (not wrinkles) & she was most unmistakably much older in appearance than any of the Father Centenarians I had examined thus far. She conversed & chatted away continuously in a good clear & distinct voice, not tremulous or cracked, evincing good chest capacity. The muscles of the neck were very distinct &

& stood out in bold relief,
 well defined, especially sterno clido mastoid ^{the} ^{entire ab-}
 sence of ^{any} adipose ^{or fatty} tissue. She breathed wholly by the chest & not
 the belly, i.e. the chest expanded during inspiration, readily
 owing to the resilience of the costal cartilages which were not
 ossified, & the breathing was regular, uniform & slow.
 Heart's action regular with feeble impulse, not an abnormal
 sound, with pulses at wrist free from hardness, quite soft
 as in a girl, regular & uniform, and about 80 per minute.
 No calcification to be felt anywhere, whether in the neck or
 arms, or temples. Appetite & digestion fairly good, but complaint
 of wind in her stomach after her tea, and some general itching
 of the skin of her legs at night on going to bed. Had 3 teeth
 in front in lower jaw & 2 or 3 molars, & several in upper
 jaw especially the molars, not decayed in the least.
 Tongue was large, pink & quite clean & true ⁱⁿ ^{form} of ^{shape}
 of a distinct clear pink. After some difficulty she allowed
 me to introduce the Laryngeal Mirror (this greatly surprised
 all I did & she would choke her) & I saw a splendid vertical
 epiglottis & as perfect a larynx, with short vocal cords
 perfectly normal in colour, & triangular plates. Epithy was
 that of a young person. Externs Thyroid cartilage felt quite soft
 & could be compressed laterally, & gave a cadaverous plying
 over the cricoid. The trachea could be flattened either later-
 ally or anteriorly, all showing absence of senile changes -

251


Her conversation indicated unvariable intelligence & activity of mind, tho now her memory is fading a little. She is a little deaf now, but hears tolerably well on the whole. Her eyesight is becoming impaired, one eye I was told had little or no sight, but she is able to knit thimble bags very well, but cannot see to read, she can however distinguish things & persons & so on, by little mirror very well. Senses of smell & taste perfect, she is fond of snuff, never smoked, always been temperate & regular in her habits. Her ^{throat} is as soft as velvet, I never felt a softer, & Mr Lipscomb who attends her told me it was in folds about the body, like on the face. Her hair was quite gray, ^{she} was not bald, forehead or head narrow laterally. The result of my examⁿ found an absence of all the changes of old age, she was like a girl constitutionally. Was married at St James Church, Dover, at the age of 20 & has had 5 children, 1 son & 4 girls. Her husband died 59 years ago. None of the Cartilages nor blood vessels had undergone any changes of calcification.

252

253 Phthisis Pulmonalis & indirectly involving throat.

Clarissa Islet, aged 28, sent me Novem 7th 1873 by Miss
Fanny Harvey (Vol 11. 356). Ill some years at her throat, but worse
last 7 or 8, Voice mainly affected. Began with inflammation of throat at 21.
Shall cough in evening & 1st thing in morning & so a good deal of expectorⁿ
also in the day. Sometimes dysphagia but on the whole is able to eat her food.
No regular swellings in neck, but a tendency overtraction below the sternum.
Feels a sort of general stinging throughout the throat & as if she would be choked.
Pulse very feeble. Was in Brompton Hosp under Lucin, & when she
left she had trichene at both apices - Clot now amphoric breathing
in both apices & no doubt cavities. Sput nil. but the
irritation is outside of trachea. Glycerum gutt & bis die ex lactis
To live as well as she can Sim Chloroform to neck.

Wm Smith aged 68 exam 24 Oct 1873 at West Hadford Dr Fen
 cham. ill 3 mos. Las Inflamm with superficial desquamative
 ulcerⁿ in the sac of the pharynx to the right of the body of T.C.
 & partly extending to it. Much dysphagia. Sal but arg \mathcal{Z} ; \mathcal{Z} ;
 daily with Carned bruch & Fad em pr v b d

Nov 21 Now much stidid & dyspnoea with the dysphagia - Las.
 found deadlly in pharynx to right of T.C. & round right arythens epi
 glottis fold, wh draws down the Cartilage there; as well as deep
 & double curv^t of vater of the larynx, wh consid swellly of the
 right vocalis & saw of left, so that glottis is size of - 
 Praxian's head. probably secretions. diff large down sad part

Decem 5 Is certainly better, the swellly in larynx is less & the V.C can
 be more genly seen to day. But the swellly outside of the right side
 of larynx is ulcer^d & this is extendy within. He has taken a little
 man food. Sal of larynx is much curvated. go a bit 7r & use a
 spray of Dr Sulf pr x ad \mathcal{Z} - 12th Is better but still stidid & some
 rigidity of Thy and Muscles - dysphagia increasing - Cough less -
 shud aim to Dr Mc Douall -

255 Various symptoms for elongated Worms - Unusual.

Henry R. Coombes

Boy Fred Stephens Schools Westwater, on Decem 12th 1873, I
removed one of the largest membranous ends of the worms I found as
I did in one so young, for cough, hoarseness, ~~eyes~~ aphonia
&c. Presby Rev Wm Tennant. of St Stephens Vicarage - Richard
enlarged tonsils as well. sent packet & pay alone
He got quite cured, & by Jan 13 was strong & hearty under the use
of Sturt & Bromides: Recd a letter of thanks from him Jan 16th
for his recovery -

Pertussis in an adult my Sister

Miss act, ad at West Bay 20 March 1871
with well marked symptoms of Pertussis, now in 2nd stage with
frequent spasms & hoop. Catarrhal Stage 3 weeks -
Must Rest 3p & Am Brind pr + t. d. Lin Camp Co W Chest -

George Wether, ad 37, ad 16 Decem 1873. West Road. Linc. at
 of Commercial Bds, Comm. Rd, Lambeth.

Has had spasmodic fits of cholera for 8 months. Had 3 yrs ago had
 his 1st attack of it & it ceased until the 18 mos ago. Is very ner-
 vous, with bad digestion & flatulency. Great tenderness around the cri-
 coid cartilage, the least pressure brings on a spasm. pulse
 about 60 & grv bad. Pot +.

23 Charged for about 1/2 doz Pot & grv Pot & 3. +. d.
 Better, fits of suffocation less. Used to be so bad suddenly in the
 street that he had to go to the nearest Dr for assist. He was
 sent for me by Mr Robert C. Brookes 137 West Road -

Jan 13 ¹⁸⁷⁴ He was quite free from any bad symptoms now, no pain
 sensibly a spasm - Health & digest better - pt quiet.

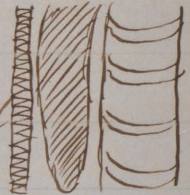
Feb 20 Has kept pretty well on the whole, but is occast tenderness & even
 some spasm when the wind is E or S.W.

257 Bromhilde passing in Trachea, causing attacks of dyspnoea.

May Hammond, aet 29, sent me April 27th 1876 by Mr Fenham
Baker, Ls from Shropshire, now a Cook. Throat bad 2 yrs, it swells,
& draws neck, has vomited her food last 3 days, but has been sickish 10 days.
The neck is swollen for a fibre on right side, extending over trachea to
the left & thro the pressure of the median flap that is caused all underneath.

Ls depends & pale. Has got thinner, used to be stout by Am Ind 8/12
No cough. Plumbi Bromidi gr xv C. May, lisd. ad Depis ʒi per neck -
Sed Scaevola ʒi
Alum ac ʒij
in Cord Co ʒij
Sper ʒi

May! Was already much better, & the central lobe actu-
ally diminishing in size. Sickness gone - Looks better &c.



8th Still improving, & better in every respect - sleeps well. No discharge

15th Has felt wonderfully comfortable this week, can raise the head
so much better. Trachea can be traced all the way up - now for the right lobe is
fully movable. Has felt a little depressed - omit Soda in mix.

26th. Still doing well, & looking less pale. I changed
the Med to this - & the Ung. to }
now in the median line - }
Sunch. Swell harder in middle again, low spirited, nurses will keep her -

8th Still so & changed her medicine to this, C. May
& the Ung of Plumbi Bromidi as before t. d.

16th Now much better, Tum softer, spirit good -

22nd Leaves her place to day. Tho better, Tumor a little hard in middle -

July 2. Was admitted into Westminster Hospital under Halliwell.

11th He performed operation of placing a ligature on each side of the
central isthmus which formed a sort of flat tumour, & then cut
it out, leaving the trachea quite free. The tumor was partly cystic &
gave exit to some fluid. On section it looked like a portion of
degenerated thyroid gland. There was not much bleeding

altho small veins ramified on the surface of this tumour. She was under the influence of Chloroform - This is the 1st time the operation has ever been done -

14th The wound has nearly all healed & she has no inconvenience from it, & feels nothing in front of the trachea now, whether in breathing or swallowing. Was a little sick after the Chloroform, & the day after a blush of redness on or near the wound, but that passed away.

17th The metallic sutures were removed today & the sole remaining layer of tissue. She has got rather thin & weak, but otherwise is doing uncommonly well. 24th Wound quite healed - but there is a little hardness on left side of the neck & stiffness low down in front. Is up & about but feels further low down she had at first. She left the Hospital on

Novem 16 Was married 29 June to man named Cooper & now lives at Rose Dale Cottage, Chiselhurst. Has never felt any inconvenience since. Trachea can be felt free & on either side the thyroid gland is little enlarged or prominent on left side. Is now stouter & stronger - Gave a Certificate of health for Club -
 January 23. 1875 Case in Lancet, in a paper of mine

259

Mrs. Dee, aet 17, admitted into Westminster Hospital under my care
17 Novem 1874. Mother lives 7 Westmarland St, Pimlico -

A healthy looking girl was sent to me by Mr M.W. Chambers of Southwood
St Warmick Square, with general swelling of the entire front part
of the neck, especially along the clavicles, from enlargement of the
thyroid gland, which it appeared had existed since her birth.
Whilst there was an unusual fulness of the neck, there was not the great
prominence observed in most cases of bronchoecle. Yet the swelling was
caused by numerous enlarged & tortuous veins, through its extension
behind the clavicles & pressure upon the subclavian & other deep seated
veins. This gave rise to ^{some} facial purpescence & a ruddy complexion. The
isthmus was felt continuously from the one side to the other & was closely
applied to the trachea giving rise to occasional dyspnoea & dysphagia
Laryngeal cough & general discomfort, which had induced the girl's
mother to seek advice from me.

She was put upon preparations of Iodine internally & the use of the Brand
of Lead ointment externally. She much improved in a few days, &
the swelling became softer. But in the early part of December she had
symptoms that simulated an attack of Laryngitis with such extreme
dyspnoea for 2 or 3 nights that the House Surgeon was called up to open
the trachea. Fortunately relief was obtained by other means, & the
use of fomentations, poultices, etc externally & she got better, but as it
was hopeless to expect a cure or even permanent relief whilst this en-
larged isthmus remained, I concluded that surgical interference was
necessary & might do more than medicine, & requested Mr Waller
to examine her. As everything was favourable he consented to pre-
pare the isthmus. Operation Decem 15. She was soon narcotised
with Chloroform. The neck generally looked very much swollen & prominent
on both sides, with numerous prominent veins coursing over it in va-
rious directions, extending up to the chin. An elastic feel existed over
the median line of the neck where the isthmus was. An incision was
made below the thyroid cartilage about $1\frac{3}{4}$ inches long, by cutting thro a ps
of skin drawn up with fingers. A vein was cut thro wh bled freely,
requiring a ligature at both ends. A large vein coursed upwards from
right to left, this was avoided. The superficial & deep fascia were cut

through upon a director, and the isthmus suddenly cropped up like a
hernial tumour. This was found to be fully an inch wide & proportion-
ately thick & was adherent to the surface of the trachea, for in the act of
vomiting it rose up & down synchronously with the movements of the thy-
roid cartilage & trachea. Mr. Hallhouse detached it by using a pair of
curved scissors cautiously between it & the trachea. A curved needle
was passed under the isthmus armed with a double ligature and
it was then tied in 2 places. But as the ligatures were liable to become
detached in the event of division of the isthmus it was considered pre-
udent to leave them in to slough out, & thus avoid the risk of hemorrhage.

The wound was now closed with sutures & she was sent or removed to bed.

18th Going on as well as could be expected, some pain over the trachea.

22nd Wound freely suppurating & doing well, pulse soft not quick, breathes
easy, swallows well, less general tension of swelling on both sides of the
neck & face not so turgid as it was.

29th Ligatures have come away & wound is healing. General turgescence of
the face seems to have wholly gone & the prominence of the neck on either
side has much subsided; the veins also are scarcely visible so great
has been the relief of the general tension. Not an unpleasant symptom
has occurred, she breathes easy & speaks with strength & power.

Jan'y 8. 1875 Wound almost quite healed, no inconvenience - a few small
cutaneous veins course over the lower part of the thyroid enlargement on each
side just above where it dips behind the clavicles. General health perfect.
Trachea can be traced upwards, but is a little hard corresponding to dis-
tention of the operation. 18th Exit with wound quite healed. neck 13 1/2 = waist 4 1/2

23rd Case in Lancet today in a paper of mine.

261 Partial Paralysis of larynx Thyroarytenoid muscles, from
Haematomia & probably pneumonia of right Ph. Recovery -


Robert Howard, ad 34, ad into Burdett Ward, Westminster Hospital under
me 21 Jan'y 1875. sent to me by Dr North of Montague Square -

He was an instrument player & in the army 10 years in the Band & served 3
years in Bengal. Discharged invalided from the army on account of a
well until about 6 mos ago, when he caught cold & had a sp. of blood which
came off all in a hurry after cough had put pain across the abdomen -
Since then has been a laborer at the Railways, until 3 weeks ago when
he had a 2^d attack of hemorrhage about of another sp. of blood. Is a spare
man with a somewhat anemic appearance, has lost much flesh lately -
has aphonia. Dulness of posterior part of left lung with crepitation
which is heard also in front. Chorea of vocal fremitus - troublesome cough
with no expect. Put on n. Conf Co & Acid Sulfur + d - long pallae papillae -
& on 22nd of March 3rd + d. notes of Coles my Clin Clerk

24 Somewhat improved - pulse 70. Heart normal - Urine natural -

but acid Sulph 3j Trochu m^v + d

Feb'y 2 Last - Recovery the power of the laryngeal muscles for the pharynx
was visible with power to produce sounds & closure. Epiglottis normal
Larynx & leaf like - no apparent disease of any kind -
Under careful treat, with tonics he recovered well with a copious
voice, became strong & went out on a clerk 2nd.
Was a temperate man. On 11th of Feb'y he was treated at Audley St.



Advertisements

26 Has	1860	Treatise on Hooping Cough		
me	Septem 22	The Lancet	page 2	
He	Novem 24	Do	page 2	
you	1862			
well	August 2	Do		
can	Septimber 20	Do		
Lin	October 11	Do	page 2	
he n	December 6	Do	page 2	
ma	" 20	Do	page 2	
Has	1863			
whu	January 3	Do	" 2	
with	February 14	Do	" 2	
d m	" 28	Do	" 2	
24	July 18	Do	" 3	
ni	" 25	Do	" 2	
Feb	August 1	Do	" 2	
wa	" 8	Do	" 2	
Cur	" 22	Do	" 2	
un	" 29	Do	" 2	
no	Septem 5	Do	" 2	
wa	" 12	Do	" 2	
	" 26	Do	" 2	

1860 Diseases of the Throat First Edition

- January 28 The Lancet front page
February 11 Do do
" " Medical Times do Churchill
" " The Times page 13
" 15 Medical Circular front page do
" 18 The Lancet do
" " Review of it in The Lancet
" 25 Medical Times front page do
" " Review of it in Literary Churchman
March 3 Times page 13
" Edin Med Jour do
" 8 The Times page 13
" 10 The Lancet front page
" " Medical Times page 2 do
" 14 Medical Circular front page do
" 17 Review in Illustrated London News
" 24 The Lancet page 2
" 30 The Times page 14
" 21 Review in Medical Circular
" 31 Review in Medical Times
" " Medical Times page 2 do
April 14 The Lancet page 2

1860

April 21	Medical Times	page 2	Ch
" 7	Review in Brit. Med. Jour		
" 1	Brit & For Med Chir Review		do
May 5	The Lancet	page 2	
" "	Brit. Med. Jour	" 1	do
June 2	The Lancet	" 2	
" 23	Do	" 2	
July 14	Do	" 2	
August 18	Do	" 2	
Septem 22	Do	" 2	
October 19	The Times	page 11	
" 1	Review in Brit & For M. C. Review		
May 1	Review Dublin Quarterly Jour		
April 25	Review Dublin Med Press		
October 20	The Lancet	page 2	
July 1	Review in Rankings Abstract		
May 1	Review in Brit. Med. Jour		
Novem 1	Review in London Med Review		
" 24	The Lancet	page 2	
" "	The Times	" 13	
Decem 1	Do	" 13	
" 12	Do	" 13	
" 18	Do	" "	

1860

Decem	22	The Lancet	page	
<u>1861</u>				
January	17	The Times	page	13
"	24	Do	"	13
"	30	Do	"	13
February	2	Medical Times	"	
"	6	The Times	"	13
"		The Lancet		
March	16	Do	"	2
April		Medical Times		
May	18	The Lancet	"	2
June	1	Medical Times	"	2
<u>1862</u>				
January	4	The Lancet		
"	11	Do		
"	25	Do		
April	2	The Times	page	13, 6 lines
"	29	Do	"	15 "
May	8	Do	"	13 "
"	10	The Lancet		
June	11	The Times	p	13, 6 1/4 lines
"	19	Do	p	13 "
"	26	Do	p	15 "
July	3	Do	p	15 "
"	5	The Lancet	p	2

1862

August 2 The Lancet

page 2

Septem 20

Do

" 5

Octob 11

Do

" 2

" 21

The Times

" 13. 5 lines

" 28

Do

" 13 "

Novem 4

Do

" 13 "

" 15

Do

" 13 "

" 21

Do

" 13 "

Decem 6

The Lancet

" 2

" 10

The Times

" 13 "

" 17

Do

" 13 "

" 20

The Lancet

" 2

" 24

The Times

" 13 "

1863

January 1

Do

" 13 "

" 3

The Lancet

" 2

" 8

The Times

" 13 "

" 20

Do

" 13 "

" 27

Do

" 13 "

February 3

Do

" 13 mistake in it.

" 11

Do

" 13 do

" 14

The Lancet

" 2

" 19

The Times

" 13 5 lines

" 28

The Lancet

" 2

1883

April 4	The Times	The body
" 10	Do	page 13
" 17	Do	" 13
" 28	Do	" 13
May 5	Do	" 13
July 18	The Lancet	" 3
" 25	Do	" 2
August 1	Do	" 2
" 8	Do	" 2
" 22	Do	" 2
" 29	Do	" 2
Septem 5	Do	" 2
" 12	Do	" 2

Second Edition of same Book

Septem 26 The Lancet page 2
October 1 Mr Churchill's list in Brit & Forw Med Ches
Review, Dub Quar Tr, & Edin Med Tr
x These must have been others

1864 Second Edition of Wash on the Throat

April	22	The Times	page 15	2 adverts 1 of Ch
"	29	Do	" 15	
May	9	Do	" 15	
"	17	Do	" 15	
"	25	Do	" 15	
"	31	Do	" 15	at the top
June	7	Do	" 15	do
"	15	Do	" 15	
"	22	Do	" 15	
"	29	Do	" 15	
July	7	Do	" 15	
"	23	Do	" 15	
August	1	Do	" 13	
"	8	Do	" 13	
"	18	Do	" 13	
"	27	Do	" 13	
"	31	Do	" 13	
Septem	8	Do	" 13	
"	13	Do	" 13	
"	20	Do	" 13	
"	27	Do	" 13	
October	12	Do	" 12	Chamberlain

1865

March 6	The Times	page
" 16	Do	" 13
" 23	Do	" 15
April 4	Do	" 15
" 11	Do	"
" 20	Do	"
" 27	Do	" 15
May 4	Do	" 17
" 15	Do	"
" 24	Do	" 5

26
Hae

1862 Os Hyoides or Tongue Bone

Feb	1	The Lancet	
"	8	Do	
"	15	Do	
March	1	Do	
"	"	Medical Times	
"	8	Do	
"	15	Do	
"	"	The Lancet	
"	22	Medical Times	
April	5	The Lancet	
"	12	Medical Times	
"	26	Do	
May	10	The Lancet	
"	16	The Times	p 13
"	3	Medical Times	
"	23	The Times	p 13
August	2	The Lancet	p 2
Septem	20	Do	p 5
October	11	Do	p 2
Decem	6	Do	p 2
"	20	Do	p 2

Rob
me
He
you
well
can
Sini
he
ma
has
whu
with
d on
24
Mi
Feb
wa
cu
un
no
wa

1863

January	3	The Sanct	p 2
February	14	Do	p 2
"	28	Do	p 2
July	18	Do	p 3
"	25	Do	p 2
August	1	Do	p 2
"	8	Do	p 2
"	22	Do	p 2
"	29	Do	p 2
September	5	Do	p 2
"	12	Do	p 2
"	26	Do	p 2

1863

1863 The Laryngoscope

Sept 26 The Lancet p 2

Oct 1 sur Churchills List in Brit & For med Chir Review,
Dublin Quar J^r & Edin med Laur

Oct 3 The Lancet p 1 and med Times p 1

" 5 The Times p 11 & m's

" 16 — Do — p 13

" 24 — Do — p 11

" 30 — Do — p 11

Nov 6 — Do — p 13

" 18 — Do — p 13

" 25 — Do — p 13

Dec 3 — Do — p 13

" 10 — Do — p 13

" 14 — Do — p 13

" 24 — Do — p 13

" 31[?] — Do — p 13

1864
January 9 — Do — p 13

15 — Do — p 13

23 — Do — p 13


February 9 — Do — p 13

16 — Do — p 13

25 — Do — p 13

March 5	The Times	p 13
10	Do	p 16
22	Do	p 19
31	Do	p 13
April 7	Do	p 15
14	Do	p 15
22	Do	p

10 26
Hae
e Rok
c me
au se
e you
c will
e Care
c Lini
e he
e wa
e has
e who
e with
e d
7 24
10 Ni
17 Feb
wa
cu
un
na
wa



26.

Has

Ros

me

He

you

will

can

sin

he

was

has

the

with

a


24

the


the

the


the




10 2t
Ka
e Ra
c me
au se
e ju
c mll
e Cas
c Lin
e he
e m
e Kas
e wh
e mi
e d
7 24
10 Me
7 Fu
wa
cu
un
no
Wa




10 2t
Ha
e Ra
c me
au se
e ju
c hll
e Cas
c Lin
h ke
h Ms
h Ras
h wh
h ni
h d
7 24
10 Me
h Fu
h wa
h Ca
h un
h ve
h Wa




10 26
A
e Ro
o me
au se
e ya
e ml
C Cas
C Lu
e ke
e M
e Ka
e wh
e ml
e d
7 26
10 M
7 Fe
e w
e Ca
e Wa
e ve
e Wa



10 20
A
e Ro
o ma
au he
e ge
e he
e Ca
Co Lu
he
e M
e Ka
e n
e he
e d
7 24
10 W
4 Lu
e w
e Ca
e W
e W
W




10 20
A
e K
C m
au se
e w
C L
K
K
w
d
7 24
10 W
K
W
C
W
W
W




10
e
C
au
e
C
S
10
W
W
W
W


2
K
K
m
K
y
w
Ca
L
K
w
w
d
26
W
L
w
Ca
W
W
W



10
2
H
e
K
m
K
au
ye
e
we
Ca
Ca
L
he
M
K
w
w
d
26
W
L
w
Ca
W
w
W



10 2
K
e 10
C m
s
w y
e w
C
C S
K
W
K
w
w
d
26
10 V
if F
w
C
W
W
W



10
e
C
au
e
C
C
K
w
w
d
26
10
7
w
Ca
W
w
W

15
Personalia 229

10 24
e
C
au
e
C
C
h
h
h
w
d
26
10
7
w
Ca
W
w
W

MS.

Acc. 429

v. 4

Date Due

--	--	--

10
e
C
v
au
e
C
C
h
K
n
u
d
7
10
7
u
C
u
u
M

64623

STACK

MS.
Acc. 429
v. 7

