FROM
THE LIBRARY
OF
SIR WILLIAM OSLER, BART.
OXFORD

THE

# PRACTITIONER'S

# VISITING-LIST

1913

THIRTY PATIENTS PER WEEK




PHILADELPHIA AND NEW YORK
LEA & FEBIGER

Copyright, 1912, by Lea & Febiger

# CONTENTS.


| | PAGE |
|---|---|
| How to Keep Accounts | 3 |
| How to Keep the Visiting-List | 3 |
| Signs Used in Keeping Visiting-List | 3 |
| Periods of Dentition | 3 |
| To Find Day of Confinement | 4 |
| Thermometric Scales | 4 |
| Weights and Measures (Ordinary and Metric) | 4 |
| Comparative Scales | 5 |
| Examination of the Urine | 6-9 |
| Important Incompatibles | 9 |
| Artificial Respiration | 10 |
| Table of Eruptive Fevers | 11 |
| Poisons and Antidotes | 12-13 |
| Table of Doses | 14-19 |
| Therapeutic Reminders | 20-27 |
| Ligation of Arteries | 28-32 |

| | |
|---|---|
| Daily Record | 34-139 |
| General Memoranda | 140-147 |
| Obstetric Engagements and Practice | 148-159 |
| Vaccinations | 160-163 |
| Death Register | 164-167 |
| Addresses of Patients | 168-171 |
| Addresses of Nurses | 172-173 |
| Cash Account | 174-192 |

## HOW TO KEEP ACCOUNTS.

1. Keep your visiting list in such a way that you can fully explain it.
2. Transfer a record of your services at short intervals to a ledger, stating the items.

---

## HOW TO KEEP THE VISITING LIST.

ENTER the names in the proper columns, and, in case of a new patient, the address (or husband's or parent's name and address) in the right-hand page under the head of "Memoranda." Under the proper date make a little dot • in lead pencil for a visit *to be paid*, and if at a special hour, write this down: 10 A. M. When a visit is paid make a diagonal stroke in ink, /. When several visits are paid a series of strokes, ////, may be made, or one with a little star */, and in the memorandum column the number of visits, "*4 visits," may be written in. A night-visit should be marked *N*. For an expected office case a small circle in lead pencil, ○, should be made, and when the patient has come a diagonal stroke in ink, ϕ. For a consultation write *C, and in the "Memoranda" "Consultation with Dr. ——" (whoever asked you in consultation). When you *call* a consultant mark the visit */, and in the "Memoranda" column write "*Dr. —— in consultation." A confinement case may be marked *Cf.*, and anything special noted in column for memoranda. A vaccination should be marked *V*.

### SIGNS.

| | | | |
|---|---|---|---|
| • | *Visit to be made.* | ϕ | *Office Visit.* |
| / | *Visit made.* | *C* | *Consultation (when you are the consultant).* |
| •• | *Second Visit to be made same day.* | *Cf.* | *Confinement Case.* |
| // | *Second Visit made.* | *V* | *Vaccination.* |
| *N* | *Night Visit.* | * | *Refers to a special note in column headed "Memoranda."* |
| ○ | *Office Visit expected.* | | |

---

## DENTITION.

THE first teeth usually appear at about the seventh month, but they may be cut earlier or later without any presumption of disease. The first or temporary set of teeth numbers twenty, and appears approximately as follows (the numbers indicate months):

| Molars. | Canine. | Incisors. | Canine. | Molars. |
|---|---|---|---|---|
| 24—12 | 18 | 9—7—7—9 | 18 | 12—24 |

The permanent teeth appear about as follows (the numbers indicate years):

| Molars. | Bicuspids. | Canine. | Incisors. | Canine. | Bicuspids. | Molars. |
|---|---|---|---|---|---|---|
| 25—13—6 | 10—9 | 11 | 8—7—7—8 | 11 | 9—10 | 6—13—25 |

## TO FIND DAY OF CONFINEMENT.

COUNT backward three months from the last day of menstruation, and add one year and seven days to the date thus reached. It should never be forgotten that an exact reckoning of the date of confinement is impossible, errors of one or two weeks being sometimes made.

## THERMOMETRIC SCALES.

**To convert Degrees of the Centigrade Scale into those of Fahrenheit:** Multiply the number of the former by 9 and divide by 5; if the temperature was above the freezing-point (0°), add 32°; if it was below the freezing-point, subtract the result from 32°.

**To convert Degrees of the Fahrenheit Scale into those of Centigrade:** If the temperature be above the freezing-point (32°), subtract 32: if it be below the freezing-point, subtract the number from 32; then multiply the remainder by 5 and divide by 9.

In taking temperatures, the thermometer should always be used in the same situation (axilla, mouth, etc.), and left in for the same length of time (from five to seven minutes). It is important also, in keeping a record or making a report, to state the situation of the thermometer.

## ORDINARY WEIGHTS AND MEASURES.

### Troy, or Apothecaries', Weight.

| | | |
|---|---|---|
| 20 grains (gr.) | = 1 scruple (℈) | = 20 grains. |
| 3 scruples | = 1 drachm (ʒ) | = 60 " |
| 8 drachms | = 1 ounce (ʒ) | = 480 " |
| 12 ounces | = 1 pound (℔) | = 5760 " |

### Wine, or Apothecaries', Measure.

| | |
|---|---|
| 60 minims (♏) | = 1 fluidrachm. |
| 8 fluidrachms (fldr.) | = 1 fluidounce. |
| 16 fluidounces (floz.) | = 1 pint. |
| 2 pints (O) | = 1 quart. |
| 4 quarts | = 1 gallon (Cong.) = 231 cubic inches. |

### Linear Measure.

12 lines = 1 inch.

## THE METRIC SYSTEM.

THIS system gets its name from the meter, which is the unit of linear measure. It is equal to 39.370432 inches, or a little over three and one-quarter feet.

The gram is the unit of weight, and is equal to 15.432 grains (Troy).

The liter is the unit of solid or fluid measure, and is equal to 1.0567 quarts.

The names of the higher weights and measures are formed by prefixing to the name of the unit the Greek terms Deka, Hecto, Kilo, and Myria. The names of the fractional weights and measures are formed by prefixing to the name of the unit the Latin terms deci, centi, milli.

**COMPARATIVE SCALES,** showing at a glance the exact equivalent of ordinary weights and measures in those of the Metric System, and *vice versa.*




The equivalents of fractions, whether large or small, may be found with great nicety by these scales. For instance, ⅓ grain = ¼ of the metric equivalent of 7 grains, and 1-200 grain =1-4000 of the metric equivalent of 20 grains. This method is, of course, reversible

## EXAMINATION OF THE URINE.

No clinical investigation is complete without careful and repeated examination of the urine, microscopically as well as chemically. The most important matters to be considered are—

1. Quantity passed in a given time. 2. Appearance (color, transparency, turbidity, etc.). 3. Odor. 4. Reaction (acid or alkaline). 5. Specific gravity. 6. Proportion of urates. 7. Proportion of phosphates. 8. Absence or presence of albumin, and quantity if present. 9. Absence or presence of sugar, and quantity if present. 10. Character of the sediment microscopically.

For ordinary examinations a sample of the first urine passed in the morning is best. It is sometimes necessary to examine in addition a sample specimen taken from the entire quantity passed during twenty-four hours. At other times it is important to examine that passed at stated periods after meals.

1. *Quantity.*—Instruct the patient to throw away the urine passed at a noted hour, and to collect in one vessel all passed subsequently for twenty-four hours up to the same hour of the following day. This quantity is to be accurately measured. The normal quantity is from 40 to 50 fluidounces. Variations occur within normal limits from excessive or insufficient drinking of water, loss by perspiration, etc. Persistent excess (polyuria) or diminution (oliguria) is pathological. The quantity is increased in diabetes insipidus and diabetes mellitus, in chronic nephritis, and, temporarily, in emotional states, including hysteria. The quantity is diminished in acute nephritis, in the last stages of chronic nephritis, in lithemia, in renal insufficiency, in conditions characterized by feebleness of the heart, in Asiatic cholera, in yellow fever, in acute intestinal obstruction, and in febrile conditions generally.

2. *Appearance.*—Normal urine is of an amber color and transparent. The color of the urine varies with its concentration, and may be altered by drugs. Rhubarb imparts a gamboge-yellow color to acid urine, a violet-red color to alkaline urine. Senna imparts a brownish, logwood a reddish, carbolic and gallic acids each a blackish tinge. Of the more important pathological changes, smokiness or redness is usually due to blood; a greenish-yellow or brownish tint usually indicates bile; a milky appearance is caused by that rare condition, chyluria. Urates and uric acid sometimes impart a bright orange-red tint that may be mistaken for blood. When blood is present, the corpuscles will be seen under the microscope, but there is a condition (*hemoglobinuria*) in which the coloring-matter of the blood, but not the corpuscles, passes into the urine. A special test is here necessary.

Normal urine may become turbid on standing. Nearly always a slight cloud of mucus will form, and urates may deposit on cooling, even when not in excess, if the urine is somewhat concentrated. Urine turbid when passed is pathological. Pus and mucus cause turbidity, the nature of which may be distinguished by microscopic examination. Chemically, pus may be detected by the addition of hydrogen dioxide, which causes effervescence from liberation of oxygen, or by allowing it to settle and adding liquor potassæ after pouring off the supernatant urine, when the pus becomes a ropy, viscid mass, easily recognized by its behavior upon attempting to pour it from the test-tube. Turbidity in an acid urine that

clears up on heating is due to urates. Turbidity, increased or unaffected by heat and cleared up by the addition of nitric acid, is caused by phosphates. Very pale, transparent urine, of high specific gravity, usually contains sugar; if of low specific gravity, and there is polyuria, it may be free from abnormal constituent or may contain sugar and likewise albumin.

3. *Odor.*—Urine has a typical odor, sometimes described as aromatic. If alkaline fermentation take place, the urine becomes ammoniacal. The ingestion of turpentine imparts an odor of violets. The urine of diabetes mellitus sometimes has a sweetish odor. The presence of acetone yields an odor resembling that of chloroform.

4. *Reaction* is to be ascertained soon after the passage of the urine by means of slips of litmus-paper, of which the blue is reddened if the secretion is acid, and the red is made blue if the secretion is alkaline; or by turmeric-paper, which is made brown if the secretion is alkaline. The total twenty-four hours' urine of a healthy person is acid. The urine may be alkaline a few hours after a meal, especially if large quantities of alkali have been taken, in cases in which the stomach has been washed out, and in cases of obstinate vomiting. Ammoniacal fermentation will give an alkaline reaction to urine.

5. *Specific Gravity.*—This is ascertained by means of a special form of hydrometer called a urinometer. Normal specific gravity is about 1018 or 1020. Increased specific gravity (1025 or more) indicates excess of solid matters; if the quantity is scanty, usually these are urates or phosphates, or both; but if the quantity is excessive sugar is usually present. If the specific gravity is low (1010 or less), albumin may be suspected.

6. *Urates and Uric Acid.*—In addition to the high specific gravity and turbidity clearing on heat, as already mentioned, urates and uric acid may be detected by examination of the sediment under the microscope. When urates and uric acid only are present, the urine is usually acid, but urates and phosphates may be present together in a faintly acid, neutral, or alkaline urine. Free uric acid is (practically) always abnormal, and urates in noticeable quantity may usually be considered excessive, but only exact quantitative determination of the entire amount passed in twenty-four hours can make this certain.

7. *Phosphates.*—The proportion of phosphates may be roughly ascertained by adding to some urine in a test-tube half its bulk of a solution of caustic potash (1 : 8), and gently warming the mixture. If the deposit which forms is deeper than $\frac{1}{3}$ of an inch in a test-tube $\frac{3}{4}$ of an inch in diameter, containing the mixture to a height of 2 inches, the phosphates are in excess. If much less, they are below normal. Turbidity of the urine which is cleared up by the addition of a little acetic acid is to be set down to an excess of phosphates, unless the urine is stale, when it may be due to alkaline decomposition.

8. *Albumin.*—Before testing for albumin or sugar, the urine should be filtered until perfectly clear. If alkaline, it must be acidulated by adding a drop or two of acetic acid. The most delicate of the reliable tests for albumin is to gently heat to the boiling-point the upper portion of a test-tube about half filled with urine. A resulting cloudiness is due to albumin or phosphates. The addition of a few drops of *acetic acid* will clear up the turbidity due to phosphates, but will not affect that due to albumin.

*Heller's test* is best performed by putting about 1 inch of nitric acid in a

test-tube, and by means of a pipette allowing a few drops of the filtered urine slowly to trickle down the side of the inclined test-tube, and to lie upon the acid. A more or less white and opaque ring or cloudiness, due to coagulation of the albumin, will form at the junction of the two fluids. The ring may appear at once or develop slowly; hence the test-tube containing the urine and acid should be allowed to stand for about ten minutes before a negative result is recorded.

8. *Sugar.*—The presence of sugar in quantities sufficient to have any pathological significance may be detected by *Boettger's test*, which consists in placing in a test-tube about a drachm each of filtered urine and liquor potassæ, and adding a minute quantity of subnitrate of bismuth. If sugar be present, prolonged boiling will cause a precipitate of metallic bismuth, forming a black deposit at the bottom of the test-tube. A grayish precipitate may be caused by substances other than sugar. The result of the bismuth test is to be corroborated by *Trommer's test.* To the urine alkalinized with potassium hydroxide is added drop by drop a ten-per-cent. solution of copper sulphate until a slight precipitate persists. The occurrence of a yellowish or reddish precipitate of copper oxide on the application of gentle heat indicates the presence of sugar in quantity more than a trace. The reaction will also take place in from six to twenty-four hours without the application of heat.

To determine the *quantity* of sugar, *Fehling's solution* is usually employed. 34.64 grams of pure crystallized copper sulphate are dissolved in pure water, and the solution is made up to 500 c.c. 100 c.c. of sodium hydroxide of a sp. gr. of 1.34 and 175 grams of powdered Rochelle salt are dissolved in 400 c.c. of water, and the solution is also made up to 500 c.c. The two solutions are best kept in separate well-stoppered, dark-colored bottles. For use equal parts are mixed as required. Every 10 c.c. of Fehling's solution requires 5 centigrams of glucose to reduce it completely. The test is best made by placing in a porcelain capsule 5 c.c. each of the two solutions, adding sufficient distilled water to make 50 c.c., and boiling. If no change of color should occur, the test may be proceeded with: 1 part of the urine to be tested having been added to 9 parts of distilled water, this diluted urine is now permitted to slowly flow from a burette into the liquid in the capsule, or is added drop by drop until all the blue color has disappeared. The quantity necessary to effect this may be measured in grams ($g$) or drops ($d$). To ascertain the percentage of sugar the following formula may be used:

$$\frac{50}{g} \text{ or } \frac{772}{d} = \text{percentage.}$$

*Quantity by the Fermentation Process.*—Take specific gravity and record it. Place 8 ounces of urine in a pint bottle, add a piece of compressed yeast about the size of a walnut, insert a perforated cork, and place the bottle in a warm place (86° to 90° F.) for four or five hours or longer. Then allow the urine to cool, and again take sp. gr. Each degree of loss of sp. gr. represents about one grain of sugar to the ounce, or the total number of degrees lost multiplied by 0.23 will give the sugar percentage.

If sugar be found, frequent examinations must be made for

*Acetone.*—To the urine or a distillate thereof is added tincture of iodin or compound solution of iodin and then sufficient ammonia to form a deep-black precipitate. This disappears gradually in the presence of acetone and is replaced by a yellowish precipitate of iodoform, which is

recognizable by its odor and by appearing microscopically as made up of six-sided tables or stars. After this, examination must be made for

*Diacetic Acid.*—Solution of chloride of iron is slowly added to the urine; the phosphates thus precipitated are removed by filtration; and more iron chloride is added. If a Bordeaux-red color results part of the urine is boiled and part heated with sulphuric acid and extracted with ether. If the boiled urine gives no reaction with the iron solution, or only a slight coloration, while the iron-chloride reaction with the ethereal extract fades within twenty-four or forty-eight hours, and if acetone is present (see above), we may conclude that the very grave condition of *diaceturia*, a forerunner of diabetic coma, exists.

10. The character of the microscopic sediment is always of great significance. This part of the examination requires special instruction.

---

## IMPORTANT INCOMPATIBLES.

Acacia (gum), with alcohol, iron, lead-water, and mineral acids.

Acids (mineral), with alkalies and relatively weak salts of other acids, such as bromides, chlorides, and iodides.

Alkalies, with acids and with relatively weak salts.

Antipyrin and antifebrin should be given with alcohol or water only.

Arsenic, with tannic acid, salts of iron, and lime and magnesia.

Bitter infusions and tinctures, with salts of iron and lead.

Bromides, with acids, acid salts, or alkalies.

Calomel, with antipyrin, alkalies, lime-water, salts of iron and lead, and iodide of potassium.

Camphor (spirit of), with water.

Carbonates, with acids and acid salts.

Chloral, with cyanides and alkalies.

Chlorides, with silver salts, lead salts, and alkalies.

Chloroform (except in minute quantity), with water.

Corrosive sublimate, with alkalies, lime-water, salts of iron and lead, iodide of potassium, albumin, gelatine, and vegetable astringents. (It may, however, be advantageously combined with tincture of the chloride of iron and liq. acidi arsenosi, or with iodide of potassium.)

Digitalis, with iron and preparations containing tannic acid.

Iron (salts), with anything containing tannic acid. Tincture of the chloride of iron, with alkalies, carbonates, mucilages, and preparations containing tannic acid.

Mucilages, with acids, iron salts, and alcohol.

Potassium chlorate (and potassium permanganate) should not be rubbed up with tannic acid or other organic oxidizable substance.

Potassium (iodide of), with all strong acids and acid salts. (See Corrosive Sublimate.)

Spirit of nitrous ether, with antipyrin, sulphate of iron. tincture of guaiacum, and most carbonates.

Vegetable preparations holding tannic acid, with salts of iron and lead.

Alkaloids are precipitated or destroyed by tannic acid, alkalies, iodin or iodides, and chlorinous compounds.

## ARTIFICIAL RESPIRATION (Sylvester's Method).

FREE the body from any clothing that binds the neck, chest, or waist; turn it over upon the face for a moment, thrusting a finger into the mouth and sweeping it round, to bring away anything that may have gotten in or accumulated there. Then lay the body flat on the back, with something a few inches high under the shoulders, so as to cause the neck to be stretched out and the chin to be carried from the chest. Draw the tongue well forward out of the mouth and let it be held by an assistant. (If there be no one to do this, a pencil or small stick may be thrust across the mouth on top of the tongue and back of the last teeth, to keep the mouth open and the tongue out of the throat.) Place yourself on your knees behind the head, seize both arms near the elbows and sweep them round horizontally, away from the body and over the head till they meet above it; give a good, strong pull, and keep it up for a

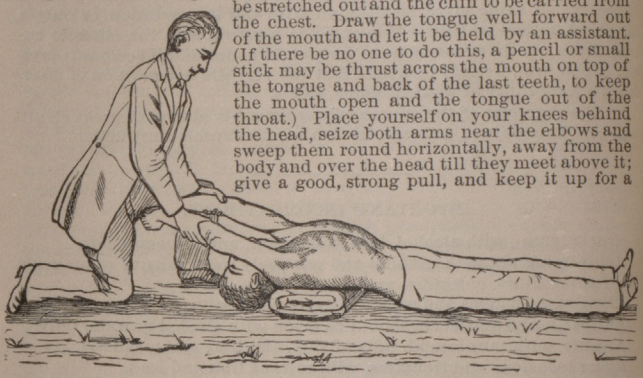

FIG. 1.

few seconds. After this return the arms to their former position alongside the chest, and make strong pressure for a few seconds against the lower ribs, so as to drive the air out of the chest and effect an act of expiration. Rhythmic traction of the tongue may also be practised.

This plan, regularly carried out, will make about 16 complete acts of respiration in a minute. It should be kept up for a long time, and not aban-

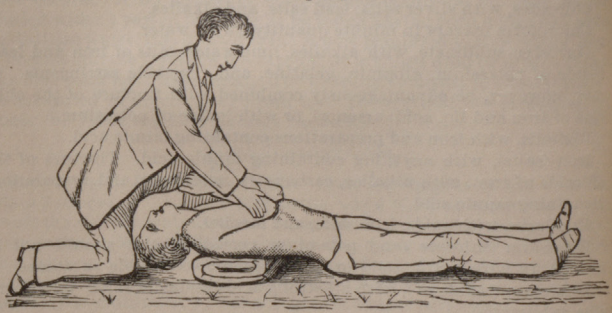

FIG. 2.

doned until the heart has ceased to beat. It should be remembered that cessation of the pulse at the wrists amounts to nothing as a sign of death; for life may be present when only a most acute ear can detect the sounds of the heart. In a moderately thin person deep pressure with the finger-ends just below the lower end of the breastbone may sometimes reveal pulsation in the aorta when it cannot be found anywhere else.

## TABLE OF ERUPTIVE FEVERS.

| Disease. | Manner of Invasion. | Characteristics of Eruption. | Course of Disease. |
|---|---|---|---|
| Scarlatina (Scarlet fever). | Usually sudden; chilliness; high fever; rapid pulse; flushed face; convulsions or coma; sore throat; "strawberry tongue." Incubation: a few hours to a few days. | Appears very early, often on second day. First on neck and chest. May become universal. May be only about joints and very trifling. Bright scarlet; punctate. Followed by desquamation; skin burning hot; sometimes itches. | Progresses steadily and rapidly. Temperature rises to 104°–106°. Defervescence gradual. Coma a dangerous sign. Albumin in urine common, and often true desquamative nephritis. Dur.: wk. or 10 dys. |
| Rötheln (German measles). | Usually unsuspected. Slight fever or none; mild catarrhal symptoms; vomiting; slight sore throat; enlargement of cervical lymphatic glands almost always present. Incubation: 2 to 3 wks. | Appears early. Often first symptom noted, first on face and neck, then on trunk. Rosy papules, scattered or clustered. Fades in one part and appears in another. Lasts about three days. | Usually mild. Disappears gradually. Duration: week or 10 days. |
| Varicella (Chicken-pox). | Usually unsuspected. Slight fever or none; slight malaise or none. Incubation: about 2 weeks. | Appears early. Usually on chest and shoulders, then on body and limbs and face. Distinct, clear, shot-sized vesicles; sometimes with distinct areola and even umbilicated; appear in successive crops; usually few in number. | Usually mild. Vesicles disappear by drying up. May form pus and leave pits. Duration; about a week. |
| Variola (Smallpox). | Usually sudden; chill; high fever; rapid pulse; violent pain in head and back; debility; mucous membranes often involved. Temperature falls with appearance of rash. Incubation: about 12 days. | Appears on third or fourth day; first on face, and spreads over whole body and limbs in a day or two. Fine shot-like papules; then vesicles; then umbilicated pustules, about eighth day developing adherent crusts; well-marked areola. Intense itching. Peculiar odor. | Symptoms grow worse as pustules mature. Often severe constitutional disturbance. Great restlessness and desire to scratch the eruption. Defervescence gradual and slow. May be interrupted or exacerbate. Crusts fall off, and often leave deep pits (pocks). Duration: about 3 weeks. |
| Morbilli (Measles). | Generally sudden; chilliness or even convulsions; moderate fever; lachrymation; catarrh of respiratory passages; bronchitis Temperature rises with appearance of rash. Incubation: 2 wks. | Appears about fourth day; first on face, and spreads to body and limbs. May be limited; usually almost universal. Consists of rosy papules, arranged in parts of circles (crescentic); appears sometimes in successive crops. | Usually mild and regular. Temperature may be high from complications. Lasts about a week. Recovery rapid. Duration: week or 10 days. |

## POISONS AND ANTIDOTES.

THE following table contains suggestions for the proper treatment of those forms of poisoning most likely to occur. Though brief, they are all that will be needed to prompt the physician's memory:

| POISON. | TREATMENT. |
|---|---|
| *Nature unknown* | Provoke repeated vomiting;<br>Give bland liquids:<br>Stimulate, if necessary; keep up breathing. |
| *Acids*—<br>Sulphuric,<br>Nitric,<br>Hydrochloric,<br>Oxalic, | Give an alkali (soap, soda, and whitewash usually at hand); limewater; magnesia;<br>Provoke vomiting; avoid stomach-pump;<br>Give ice cream and bland fluids;<br>Secure rest; relieve pain by opium;<br>Stimulate, if necessary;<br>Feed by enema. |
| *Hydrocyanic Acid* and *Potassium Cyanide* | Stomach-pump or emetic;<br>Stimulate; potassium permanganate;<br>Give dilute ammonia-water—by intravenous injection, if necessary; chlorine-water;<br>Cold affusions;<br>Give atropine, gr. $\frac{1}{60}$, hypodermatically. |
| *Carbolic Acid* and *Creosote* | Give Epsom salts, dilute sulphuric acid; atropine, hypodermatically;<br>Stomach-pump or emetics;<br>White of egg; amyl nitrite;<br>Stimulate; artificial heat. |
| *Alkalies*—<br>Ammonia,<br>Soda,<br>Potash,<br>Lye, | Give vinegar, lemon-juice, or orange-juice, or other acid or a fixed oil;<br>Give bland liquids;<br>Secure rest; relieve pain by opium;<br>Stimulate, if necessary. |
| *Arsenic*—<br>Paris green,<br>Scheele's green,<br>Fowler's solution, | Stomach-pump or emetics;<br>Give hydrated oxide of iron or dialyzed iron and magnesium oxide;<br>Give dose of castor oil;<br>Secure rest;<br>Stimulate, if necessary. |
| *Acetate of Lead* | Stomach-pump or emetics;<br>Give Epsom salt or dilute sulphuric acid;<br>Milk, raw eggs, and water;<br>Morphine hypodermatically for pain;<br>Potassium iodide to eliminate the drug. |
| *Mercury*,<br>*Corrosive sublimate*,<br>*Antimony*,<br>*Tartar Emetic*, | Emetics; careful lavage;<br>Give some infusion containing tannic acid;<br>Give raw eggs and milk; bland liquids;<br>Give dose of castor oil;<br>Stimulate, if necessary. |
| *Copper Salts* | Give albumin (milk, raw eggs); yellow prussiate of potassium;<br>Stomach-pump or emetics;<br>Give bland fluids. |
| *Phosphorus* | Provoke vomiting by repeated five-grain doses of sulphate of copper;<br>Potassium permanganate ($\frac{1}{4}$–$\frac{1}{2}$ per cent.);<br>Give dose of magnesium oxide, but *no* oil. |
| *Nitrate of Silver* (lunar caustic) | Give strong salt and water; } repeat many<br>Provoke vomiting; } times. |
| *Iodine* | Stomach-pump or emetics;<br>Give gelatinized starch and water;<br>Give bland fluids. |

| POISON. | TREATMENT. |
|---|---|
| *Opium*— Morphine, Laudanum, Paregoric, etc., | Stomach-pump; emetic; potassium permanganate, by mouth; adrenalin; ammonia; hot strong coffee by the bowel; atropine, cocaine, or strychnine hypodermatically; oxygen-inhalations; artificial respiration; lingual traction. |
| *Chloral*— Paraldehyde, | Stomach-pump or emetic; artificial heat; massage; stimulate; strychnine; amyl nitrite; artificial respiration. |
| *Nux Vomica*— Strychnine, Picrotoxin, | Stomach-pump or emetic; animal charcoal or tannic acid; bromide and chloral; amyl nitrite; chloroform by inhalation; artificial respiration. |
| *Aconite*— Veratrum viride, | Stomach-pump or emetic; stimulate; heat; atropine; artificial respiration. |
| *Hemlock, Toadstool, Tobacco, etc., etc.,* | Provoke vomiting and give a purge; tannic or gallic acid; Stimulate well; keep up breathing. |
| *Belladonna* or *Atropine, Hyoscyamus* or *Hyoscyamine, Duboisia* or *Duboisine, Stramonium* or *Daturine,* | Stomach-pump or emetic; stimulate; Enema hot strong coffee; artificial heat; morphine; pilocarpine; physostigmine; artificial respiration. |
| *Alcohol* | Stomach-pump or emetic; Give ammonia and water. |
| *Decayed Meat or Vegetables* | Provoke vomiting; wash out stomach; Give a purgative; give an enema; Give powdered charcoal and hydrogen dioxide. |
| *Poisonous Gases*— Carbonic acid or oxide, Sulphuretted hydrogen, | Fresh air; oxygen; Artificial respiration; Amyl nitrite or nitro-glycerin; Stimulation. |

**To provoke vomiting,** warm water may be used, with or without ground mustard (ʒss to a pint of water), or ipecac (ʒi of the powder or fʒss of the syrup), or a finger may be thrust down the throat. It is best to give large quantities (a pint at a time) of warm water whenever vomiting is to be excited. The stomach-pump or simple siphon-tube, if accessible, is better. Apomorphine (gr. $\frac{1}{12}$–gr. $\frac{1}{6}$) subcutaneously is a reliable emetic.

**Bland liquids** are milk, raw eggs, some sort of oil, mucilage, barley-water, gruel, etc.

**Stimulants** are tea, coffee, whiskey, wine, etc., or ammonia and water. Of this last a teaspoonful in a teacupful of water will be enough for a dose. In making tea or coffee one must not wait to do it as if for the table, but mix hot water and the leaves or grounds, squeeze them well, stir together, and give the whole—leaves, grounds, everything.

**Alkaline antidotes** which are most likely to be at hand are ammonia and water (a tablespoonful in two teacupfuls of water), soap and water, lime, whiting, soda, chalk, tooth-powder, plaster, magnesia, white-wash, and even wood-ashes.

**Acid antidotes** most commonly accessible are vinegar and lemon-juice.

In giving an antidote it is well to remember that it is not always necessary to wait for it to dissolve, but that it may be stirred up in any fluid at hand (except oil), and swallowed immediately.

**Antagonists** are drugs which physiologically oppose the poison, as atropine to opium, chloral to strychnine, pilocarpine to atropine.

# TABLE OF DOSES.

Maximum doses, as a rule, are not intended to be repeated.

*For hypodermatic use* the dose should be *half* that used by the mouth.

*For use by rectum* the dose should be *twice* that used by the mouth.

*Doses for Children.*—Dr. Young's rule: Add 12 to the age, and divide by the age to give the denominator of a fraction, the numerator of which is 1. Example: For a child two years old, $\frac{12+2}{2}=\frac{1}{7}$; the dose should be $\frac{1}{7}$th that for an adult. In giving powerful medicines and opium still smaller doses must be used for children.

| Remedies. | Grains or minims. | Grams or cubic centimeters. |
|---|---|---|
| Abstracta. (*See ext. fld. Double the dose.*) | | |
| Acetanilidum (antifebrin) | 2—7 | 0.13 — 0.5 |
| Acetphenetidinum(phenacetin) | 2—6 | 0.13 — 0.35 |
| Acid, benzoic | 5—15 | 0.32 — 1. |
| boric | 5—10 | 0.32 — 0.65 |
| camphoric (to check night-sweats) | 15—30 | 1. — 2. |
| gallic | 3—60 | 0.2 — 4. |
| hydriodic dil. | 10—60 | 0.6 — 4. |
| hydrobrom. dil. | 10—60 | 0.6 — 4. |
| hydrochlor. dil. | 5—20 | 0.3 — 1.3 |
| hydrocyan. dil. | 2—6 | 0.12 — 0.35 |
| nitric. dil. | 5—20 | 0.3 — 1.3 |
| nitro-hydrochlor. dil. | 5—20 | 0.3 — 1.3 |
| phosphoric. dil. | 5—30 | 0.3 — 2. |
| salicylic. | 5—20 | 0.3 — 1.3 |
| sulphuric. arom. | 5—15 | 0.3 — 1. |
| sulphuric. dil. | 5—30 | 0.3 — 2. |
| tannic | 2—10 | 0.13 — 0.65 |
| Aconitina (white crystals) | $\frac{1}{300}$—$\frac{1}{200}$ | 0.0002— 0.0003 |
| Adonidin (heart-tonic) | $\frac{1}{10}$—$\frac{1}{3}$ | 0.006 — 0.02 |
| Adrenalin (vaso-constrictor) locally | . . . | 1 : 10,000 to 1 : 1,000 |
| Agaricin (to check night-sweats) | $\frac{1}{8}$—$\frac{1}{4}$ | 0.008 — 0.015 |
| Aloinum | $\frac{1}{8}$—3 | 0.008 — 0.2 |
| Alumen (as astringent) | 2—10 | 0.13 — 0.65 |
| Ammonii benzoas | 10—20 | 0.65 — 1.3 |
| bromid. | 5—30 | 0.32 — 2. |
| carb. | 3—10 | 0.2 — 0.65 |
| chlorid. | 10—30 | 0.65 — 2. |
| iodid. *vel* valer. | 2—15 | 0.13 — 1. |
| Amyl nitris (inhaled or internally) | 2—5 | 0.1 — 0.32 |
| Amylene hydrate (hypnotic) | 10—60 | 0.6 — 4. |
| Antimon. et pot. tart.; diaph. | $\frac{1}{20}$—$\frac{1}{10}$ | 0.003 — 0.006 |
| et pot. tart.; emetic | 1—2 | 0.06 — 0.13 |
| Antipyrine | 2—15 | 0.13 — 1. |
| Apiol | 5—10 | 0.3 — 0.6 |
| Apomorph. hydrochlor. | $\frac{1}{30}$—$\frac{1}{10}$ | 0.002 — 0.006 |
| Argenti nitras | $\frac{1}{8}$—$\frac{1}{2}$ | 0.01 — 0.032 |
| oxidum | $\frac{1}{2}$—2 | 0.032 — 0.13 |
| Argentol | 2—15 | 0.13 — 1. |
| Argyrol | $\frac{1}{4}$—2 | 0.0016— 0.013 |
| Arseni bromidum *vel* iodidum | $\frac{1}{64}$—$\frac{1}{16}$ | 0.001 — 0.004 |
| trioxidi (arsenous) | $\frac{1}{64}$—$\frac{1}{20}$ | 0.001 — 0.003 |
| Asaprol (locally 2%), internally | 5—20 | 0.3 — 1.3 |

| Remedies. | Grains or minims. | Grams or cubic centimeters. |
|---|---|---|
| Aspirin | 5—10 | 0.32 — 0.6 |
| Atropine sulphas | $\frac{1}{128}$ — $\frac{1}{32}$ | 0.0005— 0.002 |
| Auri et sodii chlorid. | $\frac{1}{32}$ — $\frac{1}{8}$ | 0.002 — 0.008 |
| Barii chlorid. | $\frac{1}{2}$ —5 | 0.032 — 0.3 |
| Benzonaphthol | 2—10 | 0.13 — 0.65 |
| Beta-naphthol | 2—5 | 0.13 — 0.32 |
| Bismuthi salicylas *vel* subgallas | 5—20 | 0.32 — 1.3 |
| subcarbonas *vel* subnitras | 5—60 | 0.32 — 4. |
| Bromoformum (in whooping-cough, etc.) | 3—5 | 0.02 — 0.3 |
| Butyl-chloral hydrate | 5—10 | 0.32 — 0.65 |
| Caffeina | 1—5 | 0.065 — 0.32 |
| Calcii chlorid. hydrat. | 5—20 | 0.32 — 1.3 |
| Camph. monobrom. | 2—5 | 0·13 — 0.32 |
| Cerii oxalas | 1—10 | 0.065 — 0.65 |
| Chloralformamidum (chloralamid) | 15—60 | 0.2 — 4. |
| Chloralose (hypnotic, sedative) | 3—15 | 1. — 1. |
| Chloralum hydratum | 3—20 | 0.2 — 1.3 |
| Chloretone | 10—20 | 0.65 — 1.3 |
| Chloroformum | 1—15 | 0.06 — 1. |
| Cinchonidina, and its salts | 5—30 | 0.32 — 2. |
| Citrophen | 5—15 | 0.32 — 1. |
| Cocaina (locally, 1 to 4% sol.) internally | $\frac{1}{16}$ — $\frac{1}{4}$ | 0.004 — 0.032 |
| Codeina | $\frac{1}{16}$ —2 | 0.004 — 0.13 |
| Colchicina | $\frac{1}{100}$ — $\frac{1}{60}$ | 0.0006— 0.0013 |
| Coniina, and its salts | $\frac{1}{100}$ — $\frac{1}{60}$ | 0.0006— 0.0013 |
| Copaiba | 15—60 | 1. — 4. |
| Creolin (locally, $\frac{1}{2}$ to 2% sol.), internally | $\frac{1}{4}$ —5 | 0.03 — 0.3 |
| Creosote valerate *vel* carbonate | 3—30 | 0.2 — 2. |
| Creosotum | $\frac{1}{4}$ —20 | 0.032 — 1.3 |
| Croton chloral | 1—5 | 0.065 — 0.32 |
| Cupri acetas | $\frac{1}{8}$ — $\frac{1}{4}$ | 0.008 — 0.03 |
| arsenis | $\frac{1}{100}$ | 0.0006 |
| sulphas | $\frac{1}{16}$ — $\frac{1}{4}$ | 0.004 — 0.015 |
| Digitalinum | $\frac{1}{32}$ — $\frac{1}{8}$ | 0.005 — 0.03 |
| Digitalis | $\frac{1}{8}$ —2 | 0.008 — 0.13 |
| Dionin | $\frac{1}{4}$ — $\frac{1}{2}$ | 0.015 — 0.032 |
| Dormiol | 5—15 | 0.32 — 1. |
| Duboisina, and salts | $\frac{1}{128}$ — $\frac{1}{60}$ | 0.0005— 0.001 |
| Elaterinum | $\frac{1}{60}$ — $\frac{1}{12}$ | 0.001 — 0.005 |
| Elaterium | $\frac{1}{16}$ — $\frac{1}{4}$ | 0.004 — 0.016 |
| Ergota | 15—60 | 1. — 4. |
| Ergotinum | 2—8 | 0.13 — 0.5 |
| Ethyl carbamate (urethane) | 10—30 | 0.6 — 2. |
| Ethyl iodidum (inhalation) | 5—20 | 0.3 — 1.3 |
| Euquinin | 2—7 | 0.13 — 0.5 |
| Europhen | $\frac{1}{4}$ —2 | 0.16 — 0.13 |
| Exalgin (analgesic; give with alcohol) | 2—6 | 0.13 — 0.4 |
| Extractum aconiti | $\frac{1}{12}$ — $\frac{1}{4}$ | 0.005 — 0.015 |
| aloes | $\frac{1}{2}$ —5 | 0.03 — 0.3 |
| bellad. foliorum | $\frac{1}{8}$ — $\frac{1}{2}$ | 0.01 — 0.032 |
| cannab. ind. (with caution) | $\frac{1}{16}$ — $\frac{1}{8}$ | 0.004 — 0.032 |
| cimicifugæ | 1—5 | 0.06 — 0.3 |
| colchici cormi | $\frac{1}{4}$ —2 | 0.05 — 0.1 |
| colocynthidis comp. | 5—15 | 0.32 — 1. |
| digitalis | $\frac{1}{8}$ —1 | 0.008 — 0.065 |
| ergotæ | $\frac{1}{2}$ —15 | 0.032 — 1. |
| euonymi | 3—10 | 0.2 — 0.6 |
| euphorbiæ piluliferæ | 30—60 | 2. — 4. |
| hæmatoxyli | 10—30 | 0.65 — 2. |
| hyoscyami | $\frac{1}{2}$ —2 | 0.032 — 0.13 |
| ignatiæ | $\frac{1}{8}$ — $\frac{1}{2}$ | 0.008 — 0.032 |
| jalapæ | 5—10 | 0.32 — 0.65 |
| krameriæ | 5—10 | 0.3 — 0.6 |

| Remedies. | Grains or minims. | Grams or cubic centimeters. |
|---|---|---|
| Extractum nucis vomicæ | ⅛—½ | 0.008 — 0.032 |
| opii | ⅛—1 | 0.008 — 0.06 |
| physostigmatis | 1/16—⅛ | 0.004 — 0.01 |
| podophylli | ⅓—3 | 0.03 — 0.2 |
| rhamni purshianæ | 2—5 | 0.12 — 0.3 |
| rhei | 2—5 | 0.12 — 0.3 |
| scopolæ | ⅛—½ | 0.01 — 0.02 |
| stramonii | ¼—½ | 0.015 — 0.03 |
| sumbul | 2—5 | 0.12 — 0.3 |
| taraxaci | 5—60 | 0.32 — 4. |
| Fel bovis purif. | 5—10 | 0.32 — 0.65 |
| Ferri arsen. | 1/20—⅛ | 0.003 — 0.01 |
| bromid. | 1—5 | 0.065 — 0.32 |
| cacodylatis | ¼—1 | 0.016 — 0.065 |
| carb. sacch. | 2—15 | 0.13 — 1. |
| hypophosphis | 5—10 | 0.32 — 0.65 |
| iodidum sacch. | 2—5 | 0.13 — 0.32 |
| lactas | 1—3 | 0.065 — 0.2 |
| oxid. hydrat. cum magnes. (antidote to arsenic) | f℥ ½—f℥ 1 frequently | 16. —32. |
| pyrophosphas | 1—5 | 0.065 — 0.32 |
| sulphas | 1—3 | 0.06 — 0.2 |
| sulphas exsiccat. | ¼—2½ | 0.032 — 0.15 |
| valer. | 1—3 | 0.065 — 0.2 |
| Ferrum dialys. | 1—1 | 0.065 — 1. |
| reduct. | 1—5 | 0.065 — 0.32 |
| Fluidextractum aconiti | ½—2 | 0.03 — 0.12 |
| apocyni | 5—30 | 0.3 — 2. |
| belladonnæ radicis | 1—2 | 0.06 — 0.12 |
| berberidis | 15—60 | 1. — 4. |
| cannabis indicæ | 1—3 | 0.06 — 0.2 |
| cimicifugæ | 10—30 | 0.6 — 2. |
| cholchici seminis | 2—5 | 0.12 — 0.3 |
| conii | 2—5 | 0.12 — 0.3 |
| convallariæ | 4—8 | 0.25 — 0.5 |
| digitalis | 1—2 | 0.06 — 0.12 |
| ergotæ | 30—60 | 2. — 4. |
| gelsemii | 2—10 | 0.12 — 0.6 |
| hyoscyami | 5—16 | 0.3 — 1. |
| krameriæ | 10—30 | 0.6 — 2. |
| lobeliæ | 5—30 | 0.3 — 2. |
| nucis vomicæ | 1—5 | 0.06 — 0.3 |
| pilocarpi | 30—60 | 2. — 4. |
| rhamni purshianæ | 16—30 | 1. — 2. |
| rhamni purshianæ aromaticum | 16—30 | 1. — 2. |
| sanguinariæ | 1—5 | 0.06 — 0.3 |
| scopolæ | 1—3 | 0.06 — 0.2 |
| senegæ | 10—20 | 0.60 — 1.2 |
| staphisagriæ | 1—2 | 0.06 — 0.12 |
| stramonii | 1—3 | 0.06 — 0.2 |
| viburni prunifolii | 60—120 | 4. — 8. |
| Glandulæ suprarenales siccæ | 1—5 | 0.06 — 0.3 |
| thyroidiæ siccæ | 1—5 | 0.06 — 0.3 |
| Glyceritum ferri, quininæ et strychninæ phosphatum | 16—30 | 1. — 2. |
| Guaiacol (internally) | ¼—5 | 0.015 — 0.3 |
| (topically) | 10—60 | 0.6 — 4. |
| carbonas *vel* benzoas | 2—10 | 0.13 — 0.65 |
| valerate | 2—10 | 0.12 — 0.65 |
| Haffkine's prophylactic vaccine (subcutaneously) | 15—75 | 1. — 5. |
| Heroin | 1/12—⅓ | 0.005 — 0.02 |
| Hexamethylenamine (urotropin) | 3—10 | 0.2 — 0.6 |

| Remedies. | Grains or minims. | Grams or cubic centimeters. |
|---|---|---|
| Hydrarg. chlor. corros. | $\frac{1}{64}$—$\frac{1}{10}$ | 0.001 — 0.006 |
| chlor. mite | $\frac{1}{16}$—10 | 0.004 — 0.65 |
| iodid. flav. | $\frac{1}{8}$—1 | 0.01 — 0.065 |
| iodid. rubr. | $\frac{1}{80}$—$\frac{1}{10}$ | 0.0013— 0.006 |
| subsulphas flav., as emetic | 2—5 | 0.13 — 0.35 |
| c. creta | 3—8 | 0.2 — 0.5 |
| Hydrastina | $\frac{1}{4}$—1 | 0.016 — 0.06 |
| Hydrastininæ hydrochloridum | $\frac{1}{4}$—1 | 0.016 — 0.065 |
| Hydrogeni dioxid. (10 vol. sol.) | 30—120 | 2. — 8. |
| Hyoscinæ hydrobrom. | $\frac{1}{250}$—$\frac{1}{70}$ | 0.0003— 0.0009 |
| Hyoscyaminæ sulph. | $\frac{1}{200}$—$\frac{1}{60}$ | 0.0003— 0.001 |
| Ichthalbin | 2—5 | 0.13 — 0.32 |
| Ichthyol (locally, 10 to 50 %) (internally) | 3—5 | 0.2 — 0.32 |
| Infusum digitalis | f℥ 1—f℥ 4 | 4. —16. |
| Iodoformum | 1—5 | 0.065 — 0.32 |
| Iodol | $\frac{1}{8}$—$\frac{1}{2}$ | 0.01 — 0.032 |
| Ipecacuanha { expect. | $\frac{1}{4}$—1 | 0.01 — 0.065 |
| Ipecacuanha { emet. | 15—30 | 1. — 2. |
| Jalapa | 15—30 | 1. — 2. |
| Lactophenin (antipyretic) | 8—15 | 0.5 — 1. |
| Liq. ammon. acet. | f℥ 2—f℥ 8 | 8. —32. |
| arsen. et hydr. iod., potassii arsenit., sodii arsenatis, sodii phosphatis (*To be increased cautiously.*) | 1—5 | 0.06 — 0.3 |
| ferri chloridi | 120—240 | 8. —16. |
| ferri dialys. | 2—10 | 0.13 — 0.65 |
| potassii citrat. | 10—30 | 0.65 — 2. |
| Lithii benzoas *vel* bromid. *vel* salicylas | f℥ 2—f℥ 4 | 8. —16. |
| carb. *vel* citras | 5—20 | 0.32 — 1.3 |
| Magnesii carb. | 2—10 | 0.13 — 0.65 |
| citr. gran. | 15—60 | 1. — 4. |
| Malakin (analgesic, antipyretic) | ℥ 2—℥ 8 | 8. —32. |
| Mangani oxid. nigr. | 15—20 | 1. — 1.3 |
| Manganii hypophosphis | 1—5 | 0.065 — 0.32 |
| Massa copaibæ | 2—5 | 0.12 — 0.3 |
| ferri carb. | 5—30 | 0.32 — 2. |
| hydrarg. | 5—15 | 0.32 — 1. |
| Mercurol | 1—15 | 0.065 — 1. |
| Methylthionine hydrochloride, methylene blue, with powdered nutmeg (malarial fever) | $\frac{1}{4}$—2 | 0.016 — 0.13 |
| Mist. asafœtidæ | 1—5 | 0.06 — 0.3 |
| chloroformi | f℥ 1—f℥ 8 | 4. —32. |
| ferri et amm. acet. | f℥ 1—f℥ 4 | 4. —16. |
| glycyrrhizæ comp. | f℥ 1—f℥ 4 | 4. —16. |
| magnes. et asafœt. | f℥ 1—f℥ 4 | 4. —16. |
| rhei et sodæ | f℥ 1—f℥ 4 | 4. —16. |
| Morphina, and its salts | f℥ ½—f℥ 1 | 16. —32. |
| Morrhuol (derivative of cod-liver oil) | $\frac{1}{16}$—$\frac{1}{8}$ | 0.004 — 0.032 |
| Moschus | 3—60 | 0.2 — 4. |
| Naphthalenum | 2—15 | 0.13 — 1. |
| Narceina | 1—3 | 0.06 — 0.2 |
| Nitro-glycerinum (*Trinitrin. Spts. Glycerylis trinitratis*), 1 % solution | $\frac{1}{6}$—$\frac{1}{2}$ | 0.01 — 0.032 |
| Oleoresina aspidii (filix mas) | gtt. 1, increased. | 0.06, increased. |
| capsici | 15—60 | 1. — 4. |
| cubebæ | $\frac{1}{8}$—$\frac{1}{2}$ | 0.01 — 0.03 |
| Oleum copaibæ | 5—20 | 0.3 — 1.3 |
| erigerontis | 8—15 | 0.5 — 1. |
| eucalypti | 5—15 | 0.3 — 1. |
| gaultheriæ | 5—10 | 0.3 — 0.6 |
| phosporatum | 3—10 | 0.2 — 0.6 |
| | 1—3 | 0.06 — 0.2 |

| Remedies. | Grains or minims. | Grams or cubic centimeters. |
|---|---|---|
| Oleum santali | 10—30 | 0.06 — 2. |
| terebinthinæ | 2—30 | 0.12 — 2. |
| tiglii | gtt. $\frac{1}{2}$—2 | 0.03 — 0.12 |
| Opium pulvis (12 % morphine) | $\frac{1}{8}$—2 | 0.008 — 0.13 |
| Pancreatin | 10—20 | 0.65 — 1.3 |
| Paraldehyde | 20—60 | 1.3 — 4. |
| Pelletierine tannate | 3—5 | 0.2 — 0.3 |
| Phenocoll hydrochloride | 8—15 | 0.5 — 1. |
| Phenol (carbolic acid) | $\frac{1}{2}$—1$\frac{1}{2}$ | 0.032 — 0.1 |
| Phenyl salicylate (salol) | 5—20 | 0.3 — 1.2 |
| Phosphorus | $\frac{1}{128}$—$\frac{1}{60}$ | 0.0005— 0.0013 |
| Physostigminæ sulphas | $\frac{1}{128}$—$\frac{1}{60}$ | 0.0005— 0.0011 |
| Picrotoxinum | $\frac{1}{60}$—$\frac{1}{10}$ | 0.0011— 0.0065 |
| Pilocarpina, and salts | $\frac{1}{64}$—$\frac{1}{2}$ | 0.001 — 0.032 |
| Piperazin | 15 (daily). | 1. (daily) |
| Plumbi acetas | $\frac{1}{4}$—3 | 0.032 — 0.2 |
| Potassii acetas *vel* bicarbonas | 15—60 | 1. — 4. |
| bitartras *vel* bromidum | 8—60 | 0.5 — 4. |
| chloras | 5—20 | 0.32 — 1.3 |
| cyanidum | $\frac{1}{20}$—$\frac{1}{8}$ | 0.003 — 0.008 |
| iodidum | 5—60 | 0.32 — 4. |
| nitras | 2—15 | 0.13 — 1. |
| permanganas | $\frac{1}{2}$—5 | 0.032 — 0.32 |
| Pulvis acetanilidi comp. | 5—10 | 0.3 — 0.6 |
| glycyrrhizæ comp. | 30—60 | 2. — 4. |
| ipecac. et opii | 5—15 | 0.32 — 1. |
| jalapæ comp. | 10—60 | 0.65 — 4. |
| morphinæ comp. | 5—15 | 0.32 — 1. |
| rhei comp. | 5—60 | 0.32 — 4. |
| Resina copaibæ | 2—10 | 0.13 — 0.65 |
| euonymi | 2—5 | 0.13 — 0.32 |
| guaiaci | 5—20 | 0.32 — 1.3 |
| jalapæ | 2—5 | 0.13 — 0.32 |
| podophylli | $\frac{1}{12}$—$\frac{1}{2}$ | 0.005 — 0.032 |
| scammonii | 2—10 | 0.13 — 0.65 |
| Resorcinol | 2—5 | 0.13 — 0.32 |
| Rheum | 2—30 | 0.13 — 2. |
| Saccharin (benzosulphinidum) | $\frac{1}{4}$—5 | 0.03 — 0.32 |
| Salipyrin (antipyretic, antineuralgic) | 8—15 | 0.5 — 1. |
| Salvarsan | **5—7** | **0.3 — 0.5** |
| Santoninum | $\frac{1}{4}$—5 | 0.015 — 0.32 |
| Scopolaminæ hydrobromidum | $\frac{1}{240}$—$\frac{1}{100}$ | 0.00027— 0.00064 |
| Serum, antiplague (subcutaneously) | 5—15 ℥ | 20. —60. |
| antipneumococcic " | 5—10 ℥ | 20. —40. |
| antistreptococcic " | 2½—8 ℥ | 10. —30. |
| antivenomous " | 2½—5 ℥ | 10. —20. |
| Sodii arsenas | $\frac{1}{64}$—$\frac{1}{10}$ | 0 001 — 0.006 |
| arsenas exsiccatus | $\frac{1}{100}$—$\frac{1}{20}$ | 0.0006 — 0.0032 |
| benzoas | 5—15 | 0.32 — 1. |
| boras *vel* bromidum | 5—30 | 0.32 — 2. |
| hypophosphis | 5—15 | 0.3 — 1. |
| iodidum | 2—30 | 0.13 — 2. |
| nitris | 1—5 | 0.065 — 0.32 |
| phosphas | 60—120 | 4. — 8. |
| salicylas | 5—30 | 0.32 — 2. |
| Sodium cacodylate | $\frac{1}{4}$—5 | 0.032 — 0.32 |
| Somnal | 30—45 | 2. — 3. |
| Sparteinæ sulph. (cardiant and diuretic) | $\frac{1}{16}$—2 | 0.004 — 0.13 |
| Spiritus ætheris nitrosi | 15—120 | 1. — 8. |
| æther. comp. | 15—120 | 1. — 8. |
| ammoniæ arom. | 15—60 | 1. — 4. |
| camphoræ | 5—30 | 0.32 — 2. |
| chloroformi | 15—60 | 1. — 4. |

| Remedies. | Grains or minims. | Grams or cubic centimeters. |
|---|---|---|
| Strontii lactas *vel* bromidum *vel* iodidum *vel* salicylas | 5—30 | 0.32 — 2. |
| Strophanthin | $\frac{1}{32\,0}$—$\frac{1}{1\,6\,0}$ | 0.0002— 0.0004 |
| Strychnina, and salts | $\frac{1}{6\,4}$—$\frac{1}{3\,0}$ | 0.001 — 0.0032 |
| Stypticin (Cotarnin hydrochloride) | 1—4 | 0.06 — 0.25 |
| Sulphonethylmethane (trional) | 5—20 | 0.3 — 1.2 |
| Sulphonmethane (sulphonal) | 5—20 | 0.3 — 1.2 |
| Sulphur | 3 ½—3 4 | 2. —16. |
| Syr. ferri iodidi | 5—30 | 0.3 — 2. |
| scillæ comp. | 5—30 | 0.3 — 2. |
| Tannalbin, Tannigen, Tannoform | 5—15 | 0.32 — 1. |
| Terebene | 5—15 | 0.3 — 1. |
| Terpin hydrate (tonic expectorant) | 2—5 | 0.13 — 0.3 |
| Tetanus antitoxin (subcutaneously) | 75—300 | 5. —20. |
| Tetronal (hypnotic) | 15—60 | 1. — 4. |
| Theobrominæ et sodii salicylas (diuretic) | 5—30 | 0.32 — 2. |
| Thymol | 1—5 | 0.065 — 0.32 |
| Tinct. aconiti | 3—10 | 0.2 — 0.6 |
| aloes | 15—60 | 1. — 4. |
| asafœtidæ | 30—60 | 2. — 4. |
| belladonnæ foliorum | 2—15 | 0.12 — 1. |
| cannabis ind. | 5—20 | 0.3 — 1.3 |
| capsici | 8—15 | 0.5 — 1. |
| cimicifugæ | 30—60 | 2. — 4. |
| cinchonæ comp. | 15—120 | 1. — 8. |
| colchici sem. | 5—20 | 0.3 — 1.3 |
| digitalis | 3—15 | 0.2 — 1. |
| ferri chloridi | 10—30 | 0.6 — 2. |
| gambir comp. | 30—60 | 2. — 4. |
| gelsemii | 2—15 | 0.12 — 1. |
| guaiaci ammon. | 30—60 | 2. — 4. |
| hydrastis | 30—120 | 2. — 8. |
| hyoscyami | 5—30 | 0.3 — 2. |
| ignatiæ | 5—15 | 0.3 — 1. |
| iodi comp. | 5—15 | 0.3 — 1. |
| kino | 15—120 | 1. — 8. |
| lobeliæ | 5—30 | 0.3 — 2. |
| moschi | 15—60 | 1. — 4. |
| nucis vomicæ | 5—15 | 0.3 — 1. |
| opii | 2—15 | 0.12 — 1. |
| opii camph. | 5—240 | 0.3 —16. |
| physostigmatis | 5—15 | 0.3 — 1. |
| stramon. | 5—10 | 0.3 — 1. |
| strophanthi (cardiant and diuretic) | 2—10 | 0.12 — 0.65 |
| valer. ammon. | 10—120 | 0.6 — 8. |
| veratr. | 3—10 | 0.2 — 0.6 |
| Uranium nitrate | 5—10 | 0.32 — 0 65 |
| Urea | 20—60 | 0.32 — 4. |
| Veronal | 5—15 | 0.32 — 1. |
| Vin. antim. {expectorant and alterative | 1—8 | 0.06 — 0.5 |
| Vin. antim. {emet. | 30—75 | 2. — 5. |
| colchici seminis | 5—15 | 0.3 — 1. |
| ergotæ | f3 1—f3 3 | 4. —12. |
| ipecac. {expect. | 5—15 | 0.3 — 1. |
| ipecac. {emet. | f3 2—f3 6 | 8. —24. |
| opii | 5—15 | 0.3 — 1. |
| Zinci acet. | ½—2 | 0.032 — 0.13 |
| oxid. | 1—5 | 0.06 — 0.3 |
| phenosulphonas (sulphocarbolas) | 1—5 | 0.06 — 0.32 |
| phosphid | $\frac{1}{10}$—$\frac{1}{6}$ | 0.006 — 0.01 |
| sulphas {alterative | $\frac{1}{4}$—6 | 0.015 — 0.4 |
| sulphas {emetic | 15—30 | 1. — 2. |
| valeras | ½—5 | 0.032 — 0.32 |

# THERAPEUTIC REMINDERS.

### Abscess.

Camphor and phenol locally, to abort.
Calcium sulphide. Cod-liver oil.
Hydrogen peroxide, 10 per cent. solution, to wash out.
Incision and antiseptic irrigation.
Iodoform gauze, packed, or oily solution of iodoform injected.
Iron. Quinine. Guaiacol.

### Acne.

Fowler's solution. Laxatives.
Hot-water face-bath, followed by sulphur ointment or lotion. [liver oil.
Blaud's pill. Opsonic treatment. Cod-
Solution of resorcinol, locally.

### Adenitis.

Hydrated calcium chloride (gr. 5).
Ichthyol, iodoform or iodoform-collodion, iodine ointment, tincture of iodine, kaolin poultice, locally.
Iron, syrup of the iodide, gtt. 5 to 30.
Removal of gland. Guaiacol. Tonics.

### Anæmia.

Arsenic and iron, singly or combined.
Beta-naphthol. Bitters, with iron.
Chloride of gold and sodium.
Creosote. Bone-marrow. Lecithin.
Hypophosphites with cod-liver oil.
Laxatives and mineral acids.
Massage. Mercury in syphilitic cases.
Oxygen by inhalation.
Nitro-glycerin to relax vessels.
Pepsin or pancreatin.
Quinine in malarial cases.
Syrup of phosphate of iron, peroxide of hydrogen (10 vol. solution), and glycerin, equal parts (f℥ij in water).

### Angina Pectoris.

Alcohol, when vascular relaxation.
Arsenic. Diet.
Ether, hypodermically during attack.
Iodides or salicylates.
Morphine, gr. ¼ to ½, hypodermically.
Nitrite of amyl, gtt. 5, from handkerchief during attack.
Nitrite of sodium or potassium, gr. ⅛ to 5, thrice daily.
Nitro-glycerin, 1 to 20 drops of 1 per cent. solution, by mouth or hypodermically, p. r. n.

### Ankylostomiasis (Hookworm).

Thymol to remove parasites, followed by hæmatics to overcome anæmia.

### Apoplexy.

Croton oil, 1 drop in glycerin on tongue. Calomel, 5 to 10 gr.
Elaterin, gr. 1/16 in butter on tongue.
Massage and electricity contraindicated in inflammation.
Opium and calomel in meningitis.
Potassium iodide after attack.
Trephining in selected cases.
Venesection, if patient is full-blooded.
Veratrum viride or aconite, when venesection is impossible.

### Asthma.

Adrenal gland. Restricted diet.
Amyl nitrite inhaled. Arsenic.
Aspidospermin.
Belladonna, with morphine.
Bromides before retiring.
Coffee, strong black, in intervals.
Chloroform inhaled relaxes, liniment to chest prevents, spasm.
Fumes of potassium nitrate, with belladonna and stramonium.
Grindelia. Hyoscin. Tincture of lobelia. Ipecacuanha, to nausea.
Morphine, hypodermically.
Nitro-glycerin. Paraldehyde. Potassium iodid. Salicylates.
Euphorbia.
Sodium nitrite. Strychnine and atropine, hypodermatically.

### Bed-sores.

Alum, with spirit of camphor and white of egg. Adhesive plaster.
Antiseptic wash, with iodoform.
Collodion. Iodoform collodion.
Glycerin, after washing and rubbing
Soap plaster, after washing with bichloride solution, with iodoform.
Zinc ointment or dusting-powder.
Balsam of Peru, ointment.

### Bright's Disease, Acute.

Rest in bed. Basham's mixture.
Cannabis indica, in hæmaturia.
Cups or leeches, over loins if urine scanty.
Digitalis, with squill or calomel, gradually increased, followed by infusion of juniper berries and cream of tartar.
Heat. Milk diet. Buttermilk.
Gallic acid and ergot, to control hæmaturia. Methylene-blue.
Pilocarpine hydrochlorate, gr. ⅛ to 1/10, hypodermically, for uræmia.
Saline diuretics and diaphoretics.

### Bright's Disease, Chronic.

Chloride of gold and sodium.
Chloride of iron, in anæmia, to decrease albuminuria. Nitroglycerin.
Lithium salts, in gouty. Milk diet.
Mercuric chlor. Oxygen inhalations.
Potassium acetate, with juniper.
Potassium iodide, gr. 5, thrice daily.
Sodium arsenite, gr. $\frac{1}{50}$, in gouty.
Strontium lactate. Turkish baths.

### Bronchitis.

Aconite in early stage.
Amber oil, to chest, in infants.
Ammonium carbonate, chloride, etc.
Balsams, to decrease secretion in chronic. Belladonna.
Codeine, when cough excessive.
Creosote, in chronic.
Dry cups, on each side of vertebræ, at sixth rib. Mustard plaster.
Eucalyptus oil, in later stages.
Ipecac, to promote secretion, as emetic when suffocation threatens.
Iodide of potassium. Myrtol.
Oxygen inhalations.
Senega, in chronic.
Strychnine, to stimulate respiration.
Terebene. Terpin hydrate, gr. v.
Turpentine liniment to chest.
Vomiting (apomorphine) in capillary.

### Burns (locally).

Boric acid. Carbolized sweet oil.
Ichthyol ointment. Lead carbonate.
Lime-water, linseed oil. One per cent. solution of picric acid, locally.

### Cholera Asiatica.

Sulphuric acid lemonade. Morphine hypodermically.
Beta-naphthol. Salol.
Calomel, initial large dose (gr. x); subsequent fractional doses (gr. $\frac{1}{6}$).
Enteroclysis (tannic acid enemata).
Hypodermatoclysis (subcutaneous infusion, 0.6 % saline solution).
Intravenous infusion. Hot baths.
Musk. Protective inoculation.

### Cholera Infantum.

Albumin-water or barley-water.
Castor oil, with paregoric.
Hot drinks, in collapse, with brandy.
Mustard or spice plaster, over belly.
Opiates, with utmost caution, if it all.
Rectal irrigation, hot or cold, according to temperature.
Salol or bismuth salicylate.
Pasteurized milk with pancreatin.

### Cholera Morbus.

Castor oil, with laudanum.
Ipecac, rhubarb. Magnesium sulphate.
Morphine, hypodermically.

### Chorea.

Arsenic, in ascending doses.

### Chorea (*continued*).

Chloral. Cimicifuga, with iron.
Hot pack, for insomnia.
Quinine. Salicylates or iodides.

### Colic.

Ascertain cause (may be appendicitis).
Asafœtida. Ether, internally.
Heat. Hyoscyamus. Morphine.

### Colic, Hepatic.

Chloroform or ether, inhalations.
Hot applications.
Morphine, with scopolamine, hypodermically.
Sodium succinate as prophylactic.
Phosphate of sodium.

### Conjunctivitis, Chronic.

Boric acid, wash (gr. 10 to ounce), cocaine, gr. 2, if no corneal ulcer, when salt, gr. 4, may be substituted.
Copper sulphate crystals or solution (gr. 1–8 to ounce).
Tannin glycerite (gr. x–xxx to ʒj).

### Conjunctivitis, Purulent.

Atropine or eserine, if corneal ulcer.
Bichloride of mercury (1 to 7000), or boric acid (saturated solution) wash.
Hot compress, if cornea is threatened.
Ice compress, early.
Silver nitrate, stick or solution (gr. 10 to ounce), excess neutralized with salt solution.

### Constipation.

Aloes and podophyllin.
Belladonna or hyoscyamus.
Cascara sagrada. Castor oil.
Colocynth, jalap, or senna. Diet.
Electrical applications. Enemata.
Glycerin, suppositories or enemata.
Gymnastics, riding, or massage.
Phosphate of sodium, in rickets.
Salines, to unload bowels.
Soap suppositories.
Sulphur, if hemorrhoids present.
Phenolphthalein. Agar-agar.

### Convulsions of Children.

Rectal injection to unload bowel.
Syrup of ipecac freely as emetic and antispasmodic.
Chloral guardedly.
Bromides.
Hot mustard bath. Hot pack.
Chloroform by inhalation and very carefully in obstinate cases.

### Croup, Membranous, and Diphtheria.

Boric acid with glycerin, locally.
Corrosive sublimate, gr. $\frac{1}{24}$, every 2 h., or calomel, gr. $\frac{1}{4}$ to $\frac{1}{2}$, hourly.
Antitoxin. Emetics. Intubation.
Hydrogen dioxide (spray, gargle, swab). Loeffler's solution (locally).

### Croup. Membranous, and Diphtheria (*continued*).

Iron, tincture of chloride, locally and internally. Guaiacol (50 %), locally.
Lime-water or lactic acid solution by swab or in spray.
Oxygen inhalations. Atropine. Strychnine. Musk. Quinine.
Steam and vapors from slaking lime.
Tracheotomy.

### Croup. Spasmodic.

Amyl nitrite, inhalations.
Belladonna, bromides, chloral, or opium.
Cold cloth around neck, and child in hot bath, air being moistened.
Enema.
Ipecac to nausea.
Spongio-piline or flannel, wet with hot water, to neck, covered with oil silk.
Treat rickets.

### Cystitis, Acute.

Rest. Belladonna. Boric acid.
Cannabis indica.
Creolin, vesical wash (1 to 2 per cent.).
Hot compress over bladder.
Hot sitz-bath and enemata.
Laudanum, gtt. 30, to starch-water, oz. 2, in enema. Fl. ext. pichi.
Opium, belladonna, or iodoform suppository. Urotropin.

### Cystitis, Chronic.

Alkaline and antiseptic irrigation.
Benzoic or boric acid. Buchu tea.
Hexamethelenamine in small doses.
Opium suppositories.
Potassium salts, except bitartrate.
Turpentine, oil of sandalwood, cubeb.
Irrigation with 5 to 20 per cent. argyrol solution.
Strychnine and cantharides, when vesical atony is great.

### Delirium Tremens.

Capsicum and liquid food.
Chloral, with ammonium carbonate and coca. Scopolamine. Sulphonal.
Bromides. Morphine. Ethylcarbamate.

### Diabetes Mellitus.

Antipyrin. Arsenic. Codeine, grs. 1–5.
Ergot or gallic acid, with opium.
Takadiastase. Pancreatic extract.
Iron, lactophosphates of lime and sodium, strychnine and astringents.
Lithium, with arsenic. Guaiacol. Salol.
Opium, oxygen, and $H_2O_2$. Levulose.
Purgatives, restricted diet, and regulated exercise. Salicylates. Sodium citrate. Strontium bromide.

### Diarrhœa.

Rest. Enema of salt solution.
Ammonium chloride, grs. 5.
Bismuth, with creasote.
Buttermilk diet.
Camphor, in serous types.
Castor oil, with rhubarb or laudanum and sodium bicarbonate.
Chalk mixture, with kino and gambir.
Charcoal, in acid and fermentative.
Chloroform, with astringents and opium. Digitalis. Strychnine.
Copper sulphate, gr. $\frac{1}{4}$, with opium.
Ergot. Hæmatoxylon. Lime-water.
Mercury, with chalk. Milk-diet.
Naphthalin or beta-naphthol.
Nitric acid, with bitter tonic, in green diarrhœa of children.
Nitro-muriatic acid, or podophyllin.
Pepsin, with hydrochloric acid.
Phosphate of sodium, lime salts, and common salt, if rickets present.
Rhubarb. Sulphuric acid, valuable in serous. Thymol, salol, and morphine.

### Dropsy.

Recumbency.
Adonidin, sparteine, or strophanthus.
Calomel and caffeine. Cocaine.
Colocynth, compound extract.
Digitalis. Theobromine sodio-salicylate. Elaterium, in renal.
Hot-air bath.
Jalap, compound powder, with potassium bitartrate, in renal.
Magnesium sulphate. Intraperitoneal injections of adrenalin.
Pilocarpine, in renal dropsy.
Potassium iodide.

### Dysentery.

Ergot, in bloody stools.
Antidysenteric serum.
Ice-water, injections.
Ipecac, in acute. Aromatic sulphuric acid.
Lead acetate, with opium and camphor. Magnesium sulphate.
Mercury bichloride, gr. $\frac{1}{100}$.
Nitro-hydrochloric acid.
Peroxide of hydrogen and tannin, rectal injections. Potassium chlorate, rectal injections. Quinine enemata.
Silver nitrate or argyrol, rectal injections (gr. 10 to 20 to ounce).

### Dysmenorrhœa.

Antipyrin or acetanilide, in neuralgic.
Hot drinks. Fluidext. of viburnum.
Belladonna, suppository.
Camphor, with acetanilide or antipyrin.
Cannabis indica and gelsemium.
Hot sitz-bath, with turpentine stupe, and Dover's powder.
Iron, strychnine, and quinine, with rest and riding.

### Dyspnœa.

Ammonium carbonate.
Arsenic, in emphysema.
Purgatives and diuretics, or bloodletting if uræmic.
Dry cupping over back.
Morphine. Nitrites.
Oxygen.
Strychnine, with atropine.

### Eclampsia.

Veratrum viride. Thyroid extract.
Chloral and bromide, each 1 drachm, by rectum.
Chloroform by inhalation.
Elaterium, gr. ¼. Jalap.
Extraction of child.
Hot bath. Opium. Venesection.

### Epididymitis.

Guaiacol, topically. Cataplasm of kaolin.
Ice-bags. Ichthyol. Iodide of potassium
Saturated solution of magnesium sulphate, locally.
Mercury and belladonna ointments, equal parts, or iodine, grs. 4, with lanolin, ounce 1, locally.
Strapping testicle.

### Epistaxis.

Acetic acid, adrenalin, locally.
Alum powder, pure or with starch.
Ergot, turpentine, hamamelis, or oil of erigeron, internally.
Hot-water and hot foot-bath, cold-water bags to dorsal vertebræ.
Ice applied to nose.
Nitrate of silver stick to septal ulcer.
Plugging anterior and posterior nares.
Vinegar or lemon-juice, injected.

### Erysipelas.

Saturated solution of magnesium sulphate, locally.
Antidiphtheric serum.
Cataplasm of kaolin, locally.
Tincture of ferric chloride and quinine, internally.
Pilocarpine hydrochloride hypodermically, early to abort.

### Fever.

Rest in bed.
Aconite. Alcohol.
Cold baths, coils, packs, sponging, ice-bags, etc.
Musk, by rectal injection. Quinine.
Solution of potassium citrate or of ammonium acetate.
Spirit of nitrous ether.

### Gastralgia.

Sodium bicarbonate in full doses.
Arsenic. Belladonna. Silver.
Bismuth and pepsin, after meals.
Bromides or valerian.
Counter-irritation.
Cannabis indica. Hoffman's anodyne.

### Gastralgia (*continued*).

Hot applications.
Spirit of chloroform.

### Gastric Catarrh, Acute.

Cocaine (in vomiting). Diet.
Effervescing draughts. Ice.
Milk, with lime-water (peptonized).
Seidlitz powder, one-fourth of one every fifteen minutes.
Sodium bicarbonate, with gentian.

### Gastric Catarrh, Chronic.

Bismuth subnitrate. Nux vomica.
Diet, koumyss, light broths.
Lavage or hot-water potations.
Silver nitrate and hyoscyamus.
Strontium lactate or bromide.

### Gastrectasis.

Cod-liver oil.
Electricity.
Enemas, nutrient.
Gentian and calumba.
Iodide of iron, lactophosphate of lime, phosphate of sodium.
Lavage. Massage. Strychnine.

### Gastric Ulcer.

Arsenic and Opium. Bismuth.
Adrenalin for hemorrhage.
Ergot or cracked ice.
Milk diet or rectal feeding. Rest.
Silver nitrate, with hyoscyamus, opium, or belladonna in pill.

### Gonorrhœa.

Argyrol (5 to 25 per cent.) injections.
Benzoic acid, with cannabis indica.
Cocaine (4 per cent. sol.) in urethra.
Copaiba. Cubeb. Argonin (2 per cent.).
Hydrastis, locally and internally.
Chloral and bromides for priapism.
Mercuric chloride (1 to 20,000 or 1 to 40,000), to flush urethra.
Syrup of ferrous iodide in arthritis.
Sandalwood oil. Santyl.
Sodium bicarbonate.
Antigonococcic serum hypodermically in arthritis.
Zinc sulphate injections (gr ⅛ to oz.).

### Gout.

Blisters, flying. Chloroform liniment.
Cod-liver oil. Water.
Colchicum, wine of root.
Fowler's solution of arsenic.
Ichthyol ointment to painful joints.
Iodide of iron and cod-liver oil.
Iodide of potassium, with colchicum.
Iodine, ointment or tincture.
Lithium carbonate or citrate, internally, locally.
Morphine. Piperazine. Phenocoll.
Strontium salts. Tetra-ethyl-ammonium.

### Hay Fever.

Arsenic. Opium. Adrenal gland.
Atropine, gr. $\frac{1}{150}$, repeated once in two hours. Mineral acids.
Climate. Sodium salicylate.
Cocaine, 2–4 per cent. solution, atomized in nose. Physical exercise.
Cotton plug in nostrils.

### Headache.

Treat cause.
Antipyrin. Antifebrin.
Bromides. Croton chloral.
Caffeine, with bromide.
Capsicum plaster, to neck.
Refraction, if eye-strain.
Ergot, if congestion.
Gelsemium. Guarana.
Heavy magnesium.
Hydrobromic acid. Methylene-blue.
Mustard foot-bath.
Nux vomica, in sick headache.
Phenacetin. Purge or emetic.
Sodium bicarbonate.

### Hematemesis.

Rest. Adrenalin. Alum whey.
Ergot, hamamelis, or ipecac.
Ice, cracked.
Iron, tincture of chloride, or turpentine, internally.
Lead acetate with morphine or opium.
Silver nitrate, gr. $\frac{1}{4}$, in pill.
Tannic acid, gr. 20 to drachm of water.

### Hematuria.

Rest.
Camphor, gr. 10 to 20, in pill.
Ergot. Gallic acid, gr. 20.
Hamamelis, injected. Quinine.
Adrenalin injection or irrigation.
Turpentine. Stypticin.

### Hemoptysis.

Absolute rest. Alum (gr. 20 to ounce), in spray. Calcium chloride.
Cup or strap extremities.
Ergot, fluid extract. Gallic acid.
Ice over heart.
Ipecac, in small doses.
Morphine, hypodermically.
Turpentine or erigeron oil.

### Hemorrhage, Intestinal.

Enemas, styptic. Ice to abdomen.
Ice, by mouth, and Monsel's salt, gr. 3, in pill. Ice-water injections.
Lead acetate and camphor.
Liquid food (peptone or beef-juice) absorbed from stomach. No milk.
Sulphuric acid.
Tannic acid and opium. Turpentine.

### Incontinence of Urine.

Antiseptic fluids, to cleanse bladder.
Arsenic, with nux vomica.

### Incontinence of Urine (*continued*).

Belladonna with bromide.
Catheterization, if due to retention.
Circumcision. Elevation of hips.
Ergot. Hyoscyamus. Strychnine.
Nitre and potassium citrate.
Rhus aromatica, in children.

### Insomnia.

Bromide of potassium.
Bath, hot or cold.
Chloral, if not due to pain.
Chloralamide. Chloralose.
Croton-chloral, Methylene blue.
Food at night.
Hot-water bags to feet, cold to head.
Hyoscine. Veronal.
Morphine, with scopolamine. Paraldehyde. Opium, to relieve pain.
Remove indigestion.
Somnal. Ethyl carbamate.
Sulphonmethane. Sulphonethylmethane. Veronal. Medinal.
Valerian, in nervousness.

### Intermittent Fever.

Arsenic.
Calomel. Guaiacol.
Ice-pack, if fever excessive.
Iodine. Methylene-blue.
Podophyllin, preceding quinine.
Quinine.

### Iritis.

Atropine.
Ice compress.
Eserine.
Iodide of potassium, with mercury.
Leeches and heat, to relieve pain.
Mercury, by inunction.

### Keratitis, Interstitial.

Antiseptic lotions.
Antisyphilitic treatment.
Atropine.

### Keratitis, Phlyctenular.

Atropine.
Boracic acid, solution.
Cold-water douche.
Tonics and alteratives.
Yellow oxide of mercury ointment.

### Laryngitis, Acute.

Calomel, followed by saline purges.
Ice, externally.
Inhalation from steaming water of compound tincture of benzoin, with paregoric.
Voice not to be used.

### Laryngitis, Subacute.

Cold compress, externally.
Inhalations of recent vapor of ammonium chloride.
Zinc sulphate (gr. 4 to ounce), spray.

### Leucorrhœa.

Alum or boric acid, douche.
Belladonna, with tannic acid, applied on cotton. Hematoxylon.
Hot sitz-bath, or vaginal injections.
Hydrastis injections. Lysol injections.
Iron, with tonics.
Potassium permanganate, as injection.
Tampon, iodoform and tannic acid.
White-oak bark, or tannic acid and glycerin. Lead acetate as douche.

### Lumbago.

Acupuncture. Ammonium bromide.
Atropine (gr. $\frac{1}{100}$), morphine (gr. $\frac{1}{8}$), into muscle. Acetphenetidin.
Chloroform liniment.
Foot-bath and Dover's powder.
Ice-bag or ether spray to loins.
Ironing back with laundry-iron.
Massage. Monobromated camphor.
Mustard or capsicum plaster.
Potassium iodide or salicylic acid.

### Mania.

Anæsthetics or apomorphine.
Bromides. Methylene blue.
Cannabis indica, with bromides.
Chloral, if kidneys healthy.
Cimicifuga, after confinement.
Cold douche to head.
Hyoscine hydrobromate. Morphine.
Tonics, if after typhoid, etc.

### Mastitis.

Belladonna, to breast.
Breast-pump, if milk persists.
Compression. Incision, if pus.
Purges. Cataplasm of Kaolin.

### Meningitis, Acute.

Belladonna. Hexamethelenamine.
Blister early.
Bromides and chloral.
Calomel, with opium.
Ergot.
Ice-bag to head.
Leeches. Venesection.

### Migraine.

Bromide of sodium, with caffeine.
Cannabis indica. Croton chloral.
Gelsemium, with cannabis indica.
Hyoscyamus, with calomel.
Salicylic acid. Aspirin.

### Myalgia.

Ammonium chloride or bromide.
Clove oil, added to liniment.
Electricity. Heat.
Iodide of potassium or salicylates.
Massage. Dover's powder.

### Neuralgia.

Aconitine. Gelseminine. Aspirin.
Acupuncture, nerve-stretching, or neurectomy.

### Neuralgia (*continued*).

Cold salt solution hypodermically.
Bromide of potassium, with caffeine.
Camphor and chloral liniment, locally.
Cimicifuga, in ovarian.
Castor oil.
Freezing parts with ether.
Iodide of potassium.
Iron and arsenic.
Morphine, injected locally.
Mustard plaster. Menthol, locally.
Nux vomica. Nitroglycerin.
Phenacetin. Antipyrin. Acetanilide.
Phosphorus.
Quinine. Specific remedies.
Alcohol hypodermically into foramen or nerve trunk.

### Night-Sweats.

Belladonna or atropine. Agaricin.
Camphoric acid.
Ergot. Gallic acid.
Hot bath at bedtime. Hyoscine.
Picrotoxin (gr. $\frac{1}{60}$) or strychnine.
Sulphuric acid, with morphine.

### Pellagra.

Change of diet, remove patient from infected district.
Arsenic. Quinine. Iron.
Blood transfusion from one who has recovered from the disease.

### Pericarditis.

Alcohol, digitalis, or caffeine.
Aspiration, gradual.
Blister, over præcordium.
Calomel, with opium.
Iodide of potassium.
Jalap or elaterium, or saline purge.
Leeches or ice-bag, over præcordium.

### Peritonitis, Acute.

Belladonna and opium.
Ice-bag.
Leeches or mustard plaster.
Buttermilk.
Section.
Turpentine stupes.

### Pleurisy.

Aspiration. Cataplasm of Kaolin.
Blisters. Sinapisms. Leeches.
Digitalis or pilocarpus.
Elaterium or jalap.
Ice-poultice or jacket.
Iodine or guaiacol, locally.
Iodide of potassium.
Salicylates.
Saline purges. Strap chest.

### Pneumonia.

Alcohol. Antipneumococcic serum.
Ammonium salts. Turpentine.
Blisters. Turpentine stupe.
Cardiac and respiratory stimulants.
Cups, wet or dry. Calcium chloride.

### Pneumonia (*continued*).

Digitalis, Dover's powder as sedative.
Ice-poultice or lamb's-wool jacket.
Leeching, bleeding, cardiac sedatives.
Mustard plaster. Oxygen inhalations.
Nitrites. No antipyrin.
Saline solution by hypodermoclysis.
Strychnine. Guaiacol.

### Poliomyelitis (Epidemic).

Acute stage, hexamethylenamine, calomel, rest, hot-packs or hot baths; for pain, ice-bag to spine. Simple diet. After acute symptoms have disappeared exercise in bath-tub of tepid water daily, massage.

### Post-partum Hemorrhage.

Abdominal massage.
Ergot. Ether, hypodermically.
Hot intra-uterine douche.
Suture, if due to laceration.
Tamponing with iodoform gauze.
Tampon with gauze saturated with solution of adrenalin.
"Turn out that clot."

### Pruritus.

Arsenic, quinine, bitter tonics.
Calomel and lard, locally.
Carbolic acid, well diluted, locally.
Cocaine. Heat.
Cold douche and injections.
Diabetic treatment.
Hydrocyanic acid, locally.
Mercuric chloride, 1 : 250, as wash.
Silver nitrate, locally, preceded by cocaine. Resorcinol, locally.
Champho-phenol ointment.

### Psoriasis.

Anthrarobin. Aristol. Arsenic.
Baths of sulphides.
Chrysarobin, internally, or ointment.
Gallic acid ointment. Thyroid extract.
Resorcin. Ichthyol. Thiol.

### Puerperal Fever.

Bichloride of mercury (1 to 5000) or creolin (2 per cent.) solutions.
Curette, to remove membranes.
Celiotomy, if peritonitis develops.
Nutriment and alcoholic stimulants.
Iodine and carbolic acid applied to ulcerated wounds.

### Rheumatism, Acute.

Rest. Fuller's lotion, locally.
Alkalies and quinine.
Cimicifuga. Aspirin.
Salol. Phenacetine.
Cold applications, if hyperpyrexia.
Oil of gaultheria. Acetopyrine.
Potassium iodide. Phenocoll.
Salicin or salicylic acid and its salts.
Sodium bicarbonate applied on lint.

### Rheumatism, Chronic.

Arsenic. Blisters, repeated.
Baths of sulphides. Turkish baths.
Cod-liver oil. Dry hot air.
Ichthyol.
Iodine, locally.
Mistura ferro-salicylata. Kefir.
Potassium iodide, colchicum, and sarsaparilla. Veratrine ointment.

### Rhus Poisoning (Poison Ivy).

Solution of sodium thiosulphate, locally.
Solution of phenol, locally.
Lead-water and laudanum, locally.
Solution of boric acid, locally.
Mixture of fluidextract of grindelia, locally.

### Syphilis.

*Locally for Chancre.*—Calomel, aristol, iodoform, black-wash, normal salt solution, mercurial plaster and lanolin on chamois; corrosive mercuric chloride douche (1–5000) twice daily for females.

*General Treatment.*—As soon as diagnosis is made, salvarsan, mercury by mouth, hypodermically, or by inunction; arsenic, quinine, syrup of ferrous iodide, elixir of iron, quinine, and strychnine as substitute for mercury when that substance is contraindicated; alkali iodides for headache and nervous manifestations.

### Sciatica.

Blister or cautery.
Cod-liver oil. Castor oil. Aspirin.
Chloroform, ether, or osmic acid, deeply injected.
Ether or rhigolene, sprayed.
Ice, locally. Dry heat.
Morphine, injected.
Nerve-stretching.
Potassium iodide. Rest, with splint.
Salicylic acid and iron.

### Shock.

Atropine, strychnine, or digitalis hypodermically. Alcohol. Aromatic spirit of ammonia, Hoffman's anodyne by mouth.
Adrenalin in normal salt solution by transfusion, especially valuable when due to hemorrhage. Rectal injection of normal salt solution.
Lower the head, elevate the legs, bandage limbs tightly, apply external heat.

**Sore Throat.**—See "Tonsillitis."

### Sprains.

Cold and hot applications, alternately.
Fomentations. Rest. Plaster dressing.
Lead-water and laudanum.
Massage, followed by bandaging.

### Tetanus.

Antitetanic serum as prophylactic.
Bromides, hydrated chloral, and chloretone as antispasmodics.
Free incision and antisepsis of punctured and gunshot wounds.
Hydrogen peroxide as wash.
Phenol to swab out wound.
Intraspinal injections of magnesium sulphate.

### Tonsillitis.

Calomel and quinine.
Guaiacol, locally to tonsils.
Guaiac, internally and as gargle.
Hydrogen peroxide, in spray.
Iron, tincture of the chloride. [gle.
Salol and salicylates. Potass.chlor., gar-
Red mercuric iodide to abort.

### Tuberculosis.

Arsenic. Atropine, hypodermically in night-sweats.
Chlorine, by inhalation.
Oil of cloves hypodermically for excessive cough and expectoration.
Codeine. Cod-liver oil.
Compressed and rarefied air.
Creosote. Guaiacol. Eucalyptol.
Gavage (overfeeding).
Glycerin and water, with lemon juice.
Iodine, internally, hypodermatically, and over pleuritic spots.
Lactic acid, locally.
Lactophosphates and hypophosphites.
Morphine and wild cherry bark.
Menthol, locally.
Nitrogenous diet.
Oxygen inhalations.
Peroxide of hydrogen.
Strychnine. Respiratory gymnastics.
Surgical measures.
Tuberculin and Tuberculocidin in selected cases.

### Typhoid Fever.

Alcohol. *No antipyretic.*
Calomel. Water, freely.
Cold baths, systematically.
Enemas. Guaiacol.
Hydrochloric acid.
Morphine. Quinine.
Hexamethelenamine as prophylactic.
Salol. Betanaphthol.
Turpentine in stupes, enemata, or by mouth.

### Uremia.

Calomel 10 gr., elaterin $\frac{1}{10}$ gr., or saline at first appearance of symptoms.
Hot pack as a diaphoretic. Infusion of digitalis with potassium citrate as a diuretic.
Venesection 10 to 20 ounces of blood followed by transfusion of normal salt solution for coma or convulsions in acute cases of robust subjects.
Chloral to control convulsions. Morphine hypodermically for convulsions in acute parenchymatous nephritis. Harmful in chronic intestinal nephritis.

### Uremia (*continued*).

### Varicose Veins.

Bandage. Hydrastis.
Barium chloride, internally and locally. Unna's bandage.
Hamamelis. Operation.

### Vomiting.

Bromides, with laudanum.
Calomel (gr. $\frac{1}{2}$), ext. hyoscyami (gr. ss).
Carbolic acid, with bismuth.
Cerium oxalate. Chloroform. Creosote.
Cloves, oil of. Cocaine (gr. $\frac{1}{16}$ to gr. $\frac{1}{8}$).
Enemas, partially digested.
Fowler's solution.
Hydrocyanic acid, dilute.
Hydrochloric acid, dilute.
Ice-bag. Ipecac. Lavage.
Lime-water, added to milk.
Mustard plaster over stomach.
Nux vomica.
Oxygen-water.
Peptonized milk and beef.
Podophyllin. Position.
Seidlitz powder.

### Vomiting of Pregnancy.

Arsenic. Milk diet and laxatives.
Bromide of potassium.
Cerium oxalate.
Cocaine.
Iodine, tincture of.
Ipecac, wine.
Menthol.

### Whooping Cough.

Amyl nitrite.
Antipyrin.
Laryngeal instillation of antipyrin solution, 2 per cent.
Belladonna, tincture of.
Bromoform.
Chloral. Chloroform.
Hyoscyamus.
Hydrogen peroxide.
Monobromated camphor.
Quinine.
Resorcin, 2 per cent. solution.

### Worms.

Aspidium.
Calomel.
Carbolic acid lotion, to destroy eggs.
Castor oil.
Chenopodium, oil of.
Kamala, drachms 1 to 2, in syrup.
Lime-water injections.
Pelletierine.
Pepo.
Quassia injections for thread-worms.
Naphthalene for thread-worms.
Santonin.
Spigelia.
Turpentine and castor oil.

# LIGATION OF ARTERIES.

THE accompanying plate indicates the positions in which the operation of ligating arteries in their continuity is most commonly performed. There is no point at which ligatures are applied which is not represented, with the exception of a few which are very rarely chosen. With the explanations which follow, this diagram will serve as a guide to the practitioner who may be called upon in an emergency to perform an operation in regard to which he has grown somewhat rusty from want of practice.

**1. Ligation of the Temporal Artery.**—The temporal artery is the continuation of the external carotid from the level of the lobe of the ear to the level of the eyebrow, where it divides into its terminal branches. The point at which it is ligated is a little in front of the anterior curve of the concha. A vertical incision, about an inch in length, is made in front of the concha. The artery is easy to find, as it is very superficial at this part of its course. Its accompanying vein lies to the outer side, and the temporal branch of the auriculo-temporal nerve lies in front of it.

**2. Ligation of the Occipital Artery.**—The occipital artery comes off from the posterior part of the external carotid at about the level of the angle of the lower jaw. It curves backward under and to the inner side of the mastoid process, at the back of which it comes out through the attachment of the trapezius muscle, and winds in a tortuous course upward over the occipital bone. The point at which it is ligated is about an inch behind the ear. An incision, an inch and a half long, parallel to the posterior edge of the mastoid process, will expose it. Its accompanying vein lies to the outer side of it. (There are but few occasions when it is necessary to ligate this artery, as its position makes it very easy to stop the flow of blood through it by pressure with a suitable compress and bandage.)

**3. Ligation of the Facial Artery.**—The facial artery comes off from the external carotid just below the level of the angle of the lower jaw, and passes forward below this bone to a point just in front of the insertion of the masseter muscle. Here it sends a branch forward, the submental, while the main trunk curves up over the lower jaw and passes in a tortuous course toward the angle of the mouth. The point at which it is ligated is that at which it ascends in front of the masseter muscle. An incision an inch in length will expose it. Its accompanying vein lies to the outer side.

**4. Ligation of the Lingual Artery.**—The lingual artery comes off from the external carotid at the level of the great cornu of the hyoid bone; it passes forward under the posterior belly of the digastric muscle, and the stylo-glossus and hyo-glossus muscles, to the root of the tongue, and thence to its further distribution. It is in some respects the most difficult artery to ligate in the whole body. The point at which it is ligated is the second part of its course, under the hyo-glossus muscle. An incision is made about half an inch above, and parallel to, the great horn of the hyoid bone, and extending from just in front of the anterior edge of the sterno-cleido-mastoid muscle to near the middle line of the neck, half an inch below the base of the jaw. The skin and subcutaneous fat having been divided, the capsule of the submaxillary gland will be met. This capsule must be divided, and the gland carefully drawn up over the jaw. In doing this great care must be taken not to injure the facial artery and vein, which pass through the gland. The posterior part of the capsule of the gland must next be divided. This will expose the shining aponeurosis which constitutes the pulley of the digastric muscle and attaches it to the great horn of the hyoid bone, near the insertion of the stylo-hyoid muscle. Behind these passes the hypoglossal nerve. This must be delicately detached from the sheath of the hyo-glossus muscle, which lies below it, and pushed up out of the way. As the next step, fix the pulley of the digastric with a tenaculum and gently insinuate a director behind the posterior edge of the hyo-glossus muscle, and push it forward between this and the middle constrictor of the pharynx, which lies under-

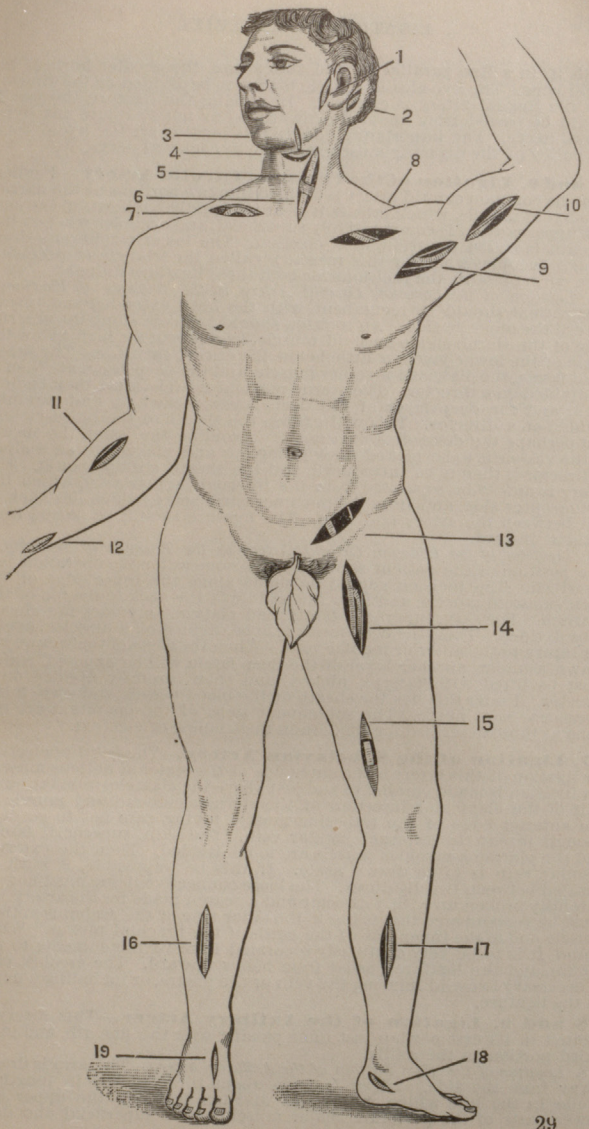
1
2
3
4
5
6
7
8
9
10
11
12
13
14
15
16
17
18
19

neath it, in a line parallel to, and just above, the greater horn of the hyoid bone. The hyo-glossus muscle is then to be divided on the director, and the lingual artery is exposed. In placing the ligature the needle should be passed from above downward, so as not to injure the hypoglossal nerve. The important guides in this ligation are the hyoid bone, the pulley of the digastric muscle, and the hypoglossal nerve.

**5 and 6. Ligation of the Common Carotid Artery.**—For ligation, the common carotid artery is divided into two portions by the narrow omo-hyoid muscle, which crosses it near its middle. (Shown in the cut.) The upper portion is comparatively superficial, and occupies what on this account is called the triangle of election. The lower portion lies deeper, and occupies what for this reason is called the triangle of necessity. (The cut represents the incisions for both these ligations united.)

5. *Ligation of the Common Carotid Artery in the Triangle of Election.*—The patient should be recumbent, with the head extended and turned toward the opposite side. An incision should be made along the anterior edge of the sterno-cleido-mastoid muscle, from about an inch below the angle of the lower jaw to a little below the cricoid cartilage. The superficial fascia, the platysma-myoides muscle, and the deep fascia are then to be divided on a director. The sterno-mastoid muscle must then be held back, and the deep layer of the deep fascia picked up and carefully divided on a director. This will expose the sheath of the blood-vessels, and perhaps the *descendens noni* nerve. Avoiding the latter, the sheath of the vessels is to be picked up with forceps and nicked with a scalpel. A director is then to be introduced, and the sheath slit up upon it. The artery is now to be separated from the internal jugular vein, which lies to the outer side, and from the pneumogastric nerve, which lies back of and between the artery and vein. The ligature should be passed from without inward.

6. *Ligation of the Common Carotid Artery in the Triangle of Necessity.*—The position of the patient should be the same as for the operation just described. The incision should be made along the inner edge of the sterno-mastoid muscle, and from the middle of the neck to the top of the sternum. The skin, superficial fascia, and platysma-myoides muscle are to be divided. Then the deep fascia is to be divided on a director, avoiding injury to the anterior jugular vein. When the edges of the wound are drawn asunder, another layer of the deep fascia will be exposed, which must be lifted with forceps, nicked, and then carefully divided on a director. Under this lies the sheath of the blood-vessels, and upon it the *descendens noni* nerve. The subsequent steps of the operation are the same as those described for ligation in the triangle of election.

**7. Ligation of the Subclavian Artery.**—The point of election for ligation of this artery is the outer side of the scalenus anticus muscle. An incision is made parallel to and just above the clavicle, from the outer half of the clavicular insertion of the sterno-cleido-mastoid muscle to the anterior edge of the trapezius muscle, taking care not to go deep enough to cut the external jugular vein. The skin, superficial fascia, and the platysma-myoides muscle are to be divided. Then the external jugular vein is to be drawn aside. If this be impossible, it must be divided between two ligatures. The loose connective tissue must now be carefully broken up with a director and a search made for the artery. It must be remembered that it lies to the outer side of the scalenus anticus muscle and to the inner side of the cords of the brachial plexus. When found, it is to be very cautiously separated from its attachments to the pleura, and the ligature passed from below upward. The greatest care is necessary to avoid injuring the vein or the pleura, or including a nerve in the ligature.

**8 and 9. Ligation of the Axillary Artery.**—This artery is ligated in its first portion just after passing over the first rib, and in its third portion in the axilla.

8. *Ligation of the First Portion of the Axillary Artery.*—The arm is drawn away from the side, and an incision about three inches in length is made in the line which marks the division between the upper and lower parts of the pectoralis major muscle. The superficial and deep

fasciæ must be divided on a director. The muscular interspace is then to be sought for, and the two parts of the muscle separated, working up toward the clavicle, and not directly backward. As this is done, the arm should be brought back to the side, so as to relax the parts. The costo-coracoid membrane is next to be found and opened on a director. The artery lies beneath it. It is to be carefully isolated from the axillary vein, which lies on its inner, or lower, side, and the axillary nerves, which lie to its outer side. The ligature should be passed from within outward, or from below upward.

9. *Ligation of the Axillary Artery in the Axilla.*—This is the most accessible part of the artery. It is reached by drawing the arm away from the body, and making an incision about three inches long over the course of the vessel, at the junction of the anterior and middle thirds of the axilla. The deep fascia must be divided on a director, and the artery will be found beneath it, with the axillary vein on the ulnar side (toward the back of the arm), and the median nerve on the radial side (toward the front of the arm). The ligature should be passed from the ulnar toward the radial side, so as not to injure the vein.

**10. Ligation of the Brachial Artery,** in the middle of the arm.—An incision about two inches in length is to be made along the inner edge of the swell of the biceps muscle, at the middle of the arm. After dividing the skin and superficial fascia, and any fat that may be met with, the fibrous membrane which encloses the biceps muscle will be encountered. This is to be divided on a director, and the loose connective tissue along the edge of the muscle broken up, when the artery will be exposed. Care must be taken not to divide the median nerve, which crosses the brachial artery near its middle, passing from the radial toward the ulnar side, and not to include it in the ligature. The venæ comites lie one on each side of the artery.

**11. Ligation of the Radial Artery,** in the upper third.—An incision is to be made in a line drawn from the middle of the bend of the elbow to the point at which the pulse can be felt at the wrist. The median vein is to be avoided in incising the superficial fascia. When the deep fascia has been exposed, a yellow line, marking the division between the supinator longus, on the radial side, and the pronator radii teres, on the ulnar side, is to be looked for. The fascia is to be opened along this line, nd the artery will be found below it. The radial nerve lies to the radial side of the artery, but so far away as to be in little danger of being injured.

**12. Ligation of the Ulnar Artery,** in the lower third.—An incision is to be made in the depression between the flexor sublimis digitorum and the flexor carpi ulnaris, just above the carpus. The skin and superficial fascia are to be divided, and then the deep fascia is to be picked up with the forceps and divided on a director. The artery will be found lying on the pronator quadratus, alongside the tendon of the flexor carpi ulnaris, with the ulnar nerve on its ulnar side. The ligature should be passed from the ulnar toward the radial side, avoiding the nerve.

**13. Ligation of the External Iliac Artery.**—An incision is to be made nearly parallel to Poupart's ligament, and about an inch above it, extending from about an inch above the anterior superior spinous process of the ilium to a point near the external abdominal ring. This incision should curve slightly upward at both ends. The skin and superficial fascia are to be divided, and ligatures to be applied to any vessels which bleed. The tendon of the external oblique muscle is to be divided, and then the internal oblique and the transversalis muscles. The separation of the transversalis fascia is a work of the utmost delicacy, to be effected with the forceps and the finger, the latter restraining and protecting the peritoneum. A finger passed down into the pelvis through the opening will discover the artery. The accompanying iliac vein lies to the inner side of the artery, and the anterior crural nerve at some distance to its outer side. The ligature should be passed from within outward.

**14. Ligation of the Femoral Artery in Scarpa's Triangle.**—The point of election for ligation of the femoral artery is at the apex of Scarpa's triangle. To accomplish it, the leg should be flexed at the knee, and the thigh slightly flexed upon the abdomen, abducted and rotated

outward, so as to lie on its outer side. An incision should then be made, over the course of the artery, in a line bisecting Scarpa's triangle from the middle of its base to its apex. This incision should be about three inches long, and its middle should be over the apex of the triangle. The skin, superficial fascia, and fat having been divided, the inner edge of the sartorius muscle must be found and drawn outward. The artery will now be found, with the vein to the inner side and a little behind it, and several nerves on the outer side. The artery should be carefully isolated after opening its sheath, and the ligature passed from within outward.

**15. Ligation of the Femoral Artery in Hunter's Canal.**—This rare ligation is performed by placing the limb in the position for the preceding operation, and making an incision from the apex of Scarpa's triangle toward the back part of the internal condyle of the femur, avoiding the saphena vein. After passing through the skin, superficial fascia, and fat, the deep fascia will be seen, binding down the sartorius muscle. This membrane is to be opened on a director and the muscle drawn backward. This will disclose the aponeurotic sheath which covers the femoral artery at this point. This sheath must be opened, and the artery will be exposed. In ligating it, care must be taken not to injure the long saphenous nerve, which accompanies it, or the femoral vein, which here lies behind it and toward its outer side. The ligature should be passed very carefully from without inward.

**16. Ligation of the Anterior Tibial Artery,** in the middle third.—An incision is to be made, about three inches long, in a line passing from a point midway between the tubercle of the tibia and the head of the fibula, to a point midway between the two malleoli. When the deep fascia has been reached, a yellow line may be found, indicating the septum between the tibialis anticus muscle and the extensor longus digitorum. Along this line the aponeurosis is to be divided on a director, and the two muscles carefully separated until the extensor proprius pollicis is met with, when this is to be separated from the tibialis anticus until the artery is reached. It is accompanied by two venæ comites, which it is not important to regard if they are difficult to separate from the artery. The anterior tibial nerve lies either in front or at the outer side of the artery. To avoid injuring it, it should be pressed to the outer side of the wound and the ligature should be passed from without inward.

**17. Ligation of the Posterior Tibial Artery,** in the middle third.—An incision three inches long is to be made parallel to the inner border of the tibia and about half an inch back of it, and carried down to the superficial fascia. This is to be carefully opened, avoiding injury to the internal saphenous vein and nerve, which lie in the track of the wound. They must be found and drawn aside. Then the deep fascia is to be divided on a director, and the inner border of the soleus muscle is be pressed away from the tibia, when the vessel will be exposed. It is accompanied by two venæ comites and the posterior tibial nerve, which lies to the fibular side of it. The veins and nerve being separated from the artery, the ligature should be passed from the fibular toward the tibial side.

**18. Ligation of the Posterior Tibial Artery behind the Internal Malleolus.**—A slightly curving incision an inch and a half long is to be made behind the internal malleolus, and about half-way between it and the tendo Achillis. The skin and superficial fascia having been divided, the deep fascia is to be lifted and divided on a director. The artery will then be exposed, accompanied by its venæ comites, and the posterior tibial nerve, which lies to the back of it and toward the fibular side. The ligature should be passed from behind forward.

**19. Ligation of the Dorsalis Pedis Artery.**—An incision an inch long is to be made on the back of the foot between the inner tendon of the extensor brevis digitorum and the outer side of the tendon of the extensor longus pollicis. (These tendons can be mapped out by manipulating the great toe.) After dividing the skin, the superficial fascia, and the deep fascia, the artery will be exposed. The continuation of the anterior tibial nerve lies to the fibular side of the artery. The ligature should be passed from the fibular toward the tibial side.

THE

# PRACTITIONER'S

# VISITING LIST.

---

## RECORDS OF PRACTICE.

FOR THIRTY PATIENTS PER WEEK.

1913

| NAME | Su. | M. | Tu. | W. 1 | Th. 2 | F. 3 | Sa. 4 |
|---|---|---|---|---|---|---|---|
| Tom McNelson Warwick | | | | | c | | |
| Miss Jones D H | | | | | | c | |
| Miss McPhail C or Brandfort | | | | | | c | |

| Charge. | Brought Forward. | Total. | MEMORANDA. |
|---|---|---|---|
| 42 0 | 0 | | 2 Dr Bullock in cat 72 |
| | | | Typhoid - abund. spots, 14th |
| 2 2 | 0 | | dg. Slow pulse. |

| NAME. | Su. 5 | M. 6 | Tu. 7 | W. 8 | Th. 9 | F. 10 | Sa. 11 |
|---|---|---|---|---|---|---|---|
| Lady Boleman | | c | | | | | |
| Mr Turner & Harmonets | | c | | | | | |
| Mr Heywood Abington | | | c | | | | |
| St. Fletcher | | | | c | | | |
| Mr Doncaster & Sheffield | | | | | | c | |

| Charge. | | Brought Forward. | | Total. | | MEMORANDA. |
|---|---|---|---|---|---|---|
| 5 | 0 | 0 | | | | |
| 5 | 0 | 0 | | | | Dr Ryley |
| | | | | | | Dr Martin |
| | | | | C | Dr | Mallam susp. left apex |
| 157 | 10 | 0 | | | | |

| NAME. | Su. 12 | M. 13 | Tu. 14 | W. 15 | Th. 16 | F. 17 | Sa. 18 |
|---|---|---|---|---|---|---|---|
| Mrs. Margaret Shellingford | | c | | | | | |
| May Walsh . Wallingford | | | c | | | | |
| Lady Mary. Walney | | | | c | | | |
| Mr Corbel Love. Liverpool | | | | c | | | |
| Miss Toovey. Thame | | | | c | | | |
| Mr French Oxt | | | | | c | | |
| Mr Case Lord | | | | | c | | |
| Prof. Milner Sheffield O.H. | | | | | | | |
| Rev. Mr Slonehan | | | | | | | |

| Charge. | | Brought Forward. | Total. | MEMORANDA. |
|---|---|---|---|---|
| 2 | 2 | 0 | C R | Burch. |
| 2 | 2 | 0 | | |
| 2 | 2 | 0 | | |
| 5 | 5 | 0 | R | Bruce Lindo |
| 2 | 2 | 0 | R | Anderson |
| 2 | 2 | 0 | | Mr Connell |
| 2 | 2 | 0 | | Longboro. Mr Gelf |

| NAME. | Su. 19 | M. 20 | Tu. 21 | W. 22 | Th. 23 | F. 24 | Sa. 25 |
|---|---|---|---|---|---|---|---|
| Mrs Higgs. Dr Counsell | | c | | | | 1 | |
| Miss Owen Dr. | | | c | | | | |
| Miss Spooner (Miss | | | | | | | c |
| Miss Greenwood. | | | | | | | c |

| Charge. | | Brought Forward. | | Total. | | MEMORANDA. |
|---|---|---|---|---|---|---|
| 2 | 2 | 0 | | | | |
| 2 | 2 | | | | | C Dr Sleddon Br. prem |
| 2 | 2 | | | | | C Dr Turrell G.P. |

| NAME. | Su. 26 | M. 27 | Tu. 28 | W. 29 | Th. 30 | F. 31 | Sa. 1 |
|---|---|---|---|---|---|---|---|
| Mr Ray Lep. Act. Home | c | | | c | | | |
| Mr Wakefield. | | c | | | | | |
| Lady Henderson. Farringdon | | c | | | | | |
| Miss Rogers. DH. | | c | | | | | |
| Mr N Chapman | | | | c | | | |
| A Grant. Oriel. (DH | | | | | c | | |
| St. Hervey 117 Piccadilly | | | | | | c | |
| Miss Effie White. | | | | | | c | |
| Mr Chimney | | | | | | | c |
| Mr Morton DH | | | | | | | c |

| Charge. | | Brought Forward. | | Total. | | MEMORANDA. |
|---|---|---|---|---|---|---|
| | | | | | | Dr Connell. (bill to McDonald.) |
| 2 | 2 | 0 | | | | Sen Bishop of Bern. (C. Whitehead) |
| 2 | 2 | 0 | | | | susp appendicitis |
| | | | | | | C. Dr Prowse. |
| 2 | 2 | 0 | | | | |
| 2 | 2 | 0 | | | | |
| | | | | | | Hæmop 1 wage. one night. Lungs negative. |
| 31 | 0 | 0 | | | | |
| 7 | | | | | | [illegible] |

| NAME. | Su. 2 | M. 3 | Tu. 4 | W. 5 | Th. 6 | F. 7 | Sa. 8 |
|---|---|---|---|---|---|---|---|
| Mr Reygsby. (Mr Connel. | c | | | c | | | |
| Mr Aude. | c | | | | | | |
| Mr Anderson | c | | | | | | |
| Mr Thomson. (Leicester | | c | | | | | |
| Mr Bradson. Bollin' Dr | | | c | | | | |
| Miss Parker. (St Hughes) | | | c | | | | |
| Miss Dickson. (Bodleian.) Dr. | | | c | c | | | |
| Mme. Reitan. Adland House. | | | c | c | | | |
| Bradley Martin | | | | c | | | |
| Lord Eglington | | | | | c | | c |
| Mr Paterson. (Trinity | | | | | c | | |

| Charge. | | Brought Forward. | | Total. | MEMORANDA. |
|---|---|---|---|---|---|
| 10 | 10 | 0 | | | Unalage E. Hanna |
| 5 | 5 | 0 | | | |
| 2 | 2 | 0 | | | |
| | | | | | } on Mande |
| 52 | 10 | 0 | | 4 | Chesterfield Gds. C 5 ½ T Barlow |
| | | not fed. | | | Trust in time to see him die |
| | | | | | £52. 10.0 to charge |

| NAME. | Su. 9 | M. 10 | Tu. 11 | W. 12 | Th. 13 | F. 14 | Sa. 15 |
|---|---|---|---|---|---|---|---|
| Mr Buckingham | C | | | | | | |
| Mr Ragsfed. Cad. H | C | | | | 3.3 C | | |
| Lady Hadfield | | C | | | | | |
| Mr Ballerson Bvars Hill | | | C | (5) | | | 12 C |
| Mr Dousinty. Blenheim | | | C | | | | |
| Mr Harold Burgess. Abington | | | C | | | | |
| Mrs Rhodes . Wargrave | | | | C | | | |
| Mr. [illegible] Henley | | | | C | | | |
| Dr Walters | | | | | | C | |
| Mrs Hartley | | | | | | C | |
| Miss Carter | | | | | | | C |
| Mrs Church. Bigcreek B C | | | | | | | C |

| Tu. 11 | W. 12 | Charge. | | Brought Forward. | | Total. | | MEMORANDA. |
|---|---|---|---|---|---|---|---|---|
| | | 2 | 2 | 0 | | | | |
| | | | | | | | | |
| | | 52 | 10 | 0 | | | | 52 - 10 0. tch |
| C | (5) | | | | | | | 5. 5. 0 tch. 2nd vend |
| C | | | | | | | | £10 tch |
| C | | | | | | | | for Dr Martin. not pd. |
| | C | 26 | 5 | 0 | | | | Dr Wainwright (heart hurry & delalal |
| | C | 26 | 5 | 0 | | | | " " by with palch of dul. not bare |
| | | 2 | 2 | 0 | | | | C Dr Steedman. new. pain lumbar ? cancer bread 3y age! |

| NAME. | Su. 16 | M. 17 | Tu. 18 | W. 19 | Th. 20 | F. 21 | Sa. 22 |
|---|---|---|---|---|---|---|---|
| Mrs Rugby. | C | | | | | | |
| Mrs Convent Church | | C | | | | | |
| Mrs Blaine ch ch. | | C | | | | | |
| Dr Rankin Pat. Reading | | | | | C | | |
| Miss Robert. C Dr Rollins. Rugby | | | | | C | | |
| Mrs Cooper Grant Rd | | | | | | C | |

| Charge. | Brought Forward. | Total. | MEMORANDA. |
|---|---|---|---|
| | | | ac. Cyan Dr Collier. (not fed.) |
| 2 2 0 | | | |
| 25 0 0 | | | |
| 2 2 0 | | | |

| NAME. | Su. 23 | M. 24 | Tu. 25 | W. 26 | Th. 27 | F. 28 | Sa. 1 |
|---|---|---|---|---|---|---|---|
| Mr Hagpen. | c | | | | | | c |
| Mrs. Turner | c | | | | | | |
| Mr Thornton | | c | | | | | |
| Mrs Dt Le Terriere | | | | c | | | |
| Prof Royce. | | | | c | | | |
| Mr Rausden Brackly | | | | | | c | |

| Charge. | Brought Forward. | Total. | MEMORANDA. |
|---|---|---|---|
| | | | c with - Goodhart. |
| 2 2 | 0 | | |
| 2 2 | 0 | | |
| 2 2 | 0 | | |
| | | | |
| 22.5 | 0 | | |

| NAME. | Su. 2 | M. 3 | Tu. 4 | W. 5 | Th. 6 | F. 7 | Sa. 8 |
|---|---|---|---|---|---|---|---|
| Mrs Buxton Paris | | c | | | | | |
| Mrs Jacobi, 50 Rd | | | | c | | | |
| Mr Ruggen. Adams | | | | | | c | |
| Mr Belen Ch ch. | c | | | | | | |
| Mrs Wood. Cheltenham | | | | | | | c |

| Charge. | Brought Forward. | Total. | MEMORANDA. |
|---|---|---|---|
| | | – | – Charge |
| 10 00 | 0 | | |
| 2 2 | 0 | | |

| NAME. | Su. 9 | M. 10 | Tu. 11 | W. 12 | Th. 13 | F. 14 | Sa. 15 |
|---|---|---|---|---|---|---|---|
| Capt Rickman Reading | c | | | | | | |
| Mrs Rogers Acland Home | | c | | | | | |
| Miss Webb. (Surgeon) | | c | | | | | |
| Mrs Prasad. Well Sg | | | c | | | | |
| Miss Tovey. | | | | | c | | |

| Charge. | | Brought Forward. | | Total. | | MEMORANDA. |
|---|---|---|---|---|---|---|
| 35 | 0 | 0 | | | | C Dr Meunce - Reading |
| 3 | 3 | 0 | | | | |
| 2 | 2 | 0 | | | | |
| 2 | 2 | 0 | | | | |

| NAME. | Su. 16 | M. 17 | Tu. 18 | W. 19 | Th. 20 | F. 21 | Sa. 22 |
|---|---|---|---|---|---|---|---|
| Miss Ford 4 Richmond Ter | | c | c | c | c | c | |
| Jonathan Darling 18 Princes Gd | | | c | | | | |
| Rev M Gledman. | | | c | | | | |
| Mrs Rapped. ad Hom | | | | | c | | |
| Capt Rickman Reading | | | | | | | c |

| Charge. | Brought Forward. | Total. | MEMORANDA. |
|---|---|---|---|
| | | | £52.10.0. each visit = £262.10.0 |
| 6 5 0 | | | |
| 2 2 0 | | | |
| 35 14 0 | | | |

| NAME. | Su. 23 | M. 24 | Tu. 25 | W. 26 | Th. 27 | F. 28 | Sa. 29 |
|---|---|---|---|---|---|---|---|
| Mrs Mayall Shillingford | C | | | | | | |
| Mrs Wells | | 2 | | | | | |
| Mrs Ford. 4 Buch. Terrace | | C | | | C | | |
| Warden Waltham. | | | | | | | C |
| Mr Rayleh. | | | | | | C | |
| Miss Blencowe | | | | | | C | |

| Charge. | | Brought Forward. | | Total. | | MEMORANDA. |
|---|---|---|---|---|---|---|
| 10 | 10 | 0 | | | | |
| | | | | | 7 | visits = £ 3557 |
| | | | | | | 13 visits - |

| NAME. | Su. 30 | M. 31 | Tu. 1 | W. 2 | Th. 3 | F. 4 | Sa. 5 |
|---|---|---|---|---|---|---|---|
| Mrs Beaham | | C | | | C | | C |
| Mrs Jones | | C | | | | | |
| Mrs Harrington | | C | | | | | |
| Mrs Wormley | | | | C | | | |
| Maj. Walsh | | | | | C | | |
| Mrs Rivell | | | | | | C | |

Failed to get in Campbell

| Charge. | | Brought Forward. | Total. | MEMORANDA. |
|---|---|---|---|---|
| | | | | 10 visits |
| 2 | 2 | 0 | | |
| 2 | 2 | 0 | | |
| 2 | 2 | 0 | | |
| 2 | 2 | 0 | | |
| | | | | Dr. Burdick and Pd |

| NAME. | Su. 6 | M. 7 | Tu. 8 | W. 9 | Th. 10 | F. 11 | Sa. 12 |
|---|---|---|---|---|---|---|---|

Campania good voyage
with Mott & McDougall &
Helen Mott

| Charge. | Brought Forward. | Total. | MEMORANDA. |
|---|---|---|---|
| | | | |

NAME.

| Su. | M. | Tu. | W. | Th. | F. | Sa. |
|---|---|---|---|---|---|---|
| 13 | 14 | 15 | 16 | 17 | 18 | 19 |

Landed 8 am Sunday. R B & Mabel met me.

Dinner Phila. Dr Mitchells

Baltimore.

address. Opening Phipps Institute. Dinner Eve

Dinner Mrs Meyer, Eve meeting Osler Hall

Dinner Fulkers

To yale

| Charge. | Brought Forward. | Total. | MEMORANDA. |
|---|---|---|---|

| NAME. | Su. 20 | M. 21 | Tu. 22 | W. 23 | Th. 24 | F. 25 | Sa. 26 |
|---|---|---|---|---|---|---|---|
| | Address. Sund Eve. Yale Students Way of Life | Lecture | Drama Fruit | " | Elizabeth Club | " | Faculty. |
| | | | " | " | Billings memorial meeting | " | Co Med Soc |
| | | | | | Lecture | | Pt. Press Lecture |
| | | | | | " | | |

| Charge. | Brought Forward. | Total. | MEMORANDA. |
| --- | --- | --- | --- |
| | | | |

| NAME. | Su. | M. | Tu. | W. | Th. | F. | Sa |
|---|---|---|---|---|---|---|---|
| | 27 | 28 | 29 | 30 | 1 | 2 | 3 |

Ensigns at Tunsbury . & Hartford
Last Lecture . Dinner Hadley
Bishop . Press Lecture at Harvard
Lecture - Op. of Brigham Hospital. Kates dinner
Newport, Bibliograph soc. & Grohen club dinner
Mabels
"

| Charge. | Brought Forward. | Total. | MEMORANDA. |
|---|---|---|---|
| | | | |

| NAME. | Su. 4 | M. 5 | Tu. 6 | W. 7 | Th. 8 | F. 9 | Sa. 10 |
|---|---|---|---|---|---|---|---|
| | Philadelphia. Mr Cassell | | | | | | |
| | Washington ~~[illegible]~~, Dinner, & Meeting Lib. Med Assn | | | | | | |
| | " " | | | | | | |
| | Baltimore: address to Nurses | | | | | | |
| | Buffalo. – | | | | | | |
| | Hamilton, & Dundas | | | | | | |
| | Toronto | | | | | | |

| Charge. | Brought Forward. | Total. | MEMORANDA. |
|---|---|---|---|
| | | | |

| NAME. | Su. 11 | M. 12 | Tu. 13 | W. 14 | Th. 15 | F. 16 | Sa. 17 |
|---|---|---|---|---|---|---|---|
| | Tonsils | Belleville to see Ned Wallace | Montreal. Dinner of Ned - chr Grady | | Sailed Cuthbert Bulair Cab 127. fine Lucke | | |

| Charge. | Brought Forward. | Total. | MEMORANDA. |
|---|---|---|---|
| | | | |

| NAME. | Su. 18 | M. 19 | Tu. 20 | W. 21 | Th. 22 | F. 23 | Sa. 24 |
|---|---|---|---|---|---|---|---|
| | | Good trip | | clear & cold | | Oxford. 3 [illegible] | |

| Charge. | Brought Forward. | Total. | MEMORANDA. |
|---|---|---|---|

| NAME. | Su. 25 | M. 26 | Tu. 27 | W. 28 | Th. 29 | F. 30 | Sa. 31 |
|---|---|---|---|---|---|---|---|
| Mr Cavell, Wallingford | | | c | | | | |
| Mrs Gordon Lyon Hosp | | c | | c | | | |
| Mrs Blake | | | | c | | | |
| H.R.H. Wales. Magdalen College* | | | | c | | | |
| George Haren, London | | | | | | | |
| Miss Leslie Bradfield | | | | | c | | |
| McEwen. Scotte. USA | | | | | c | | |
| Miss Wooster OH. | | | | | c | | |
| Mr Robertson. OH | | | | | | c | |
| Mr Levo OH | | | | | | | c |
| Chas E Rieman Balt | | | | | | | c |

× When the Prince of Wales came to Oxford in sent word that they had instructions to place him winter but in April had an attack of influenza I saw him today as he had had some circulatory of 19, with good color, but very thin weighing only 7 St. 8 lbs pulse only 48, but regular. It has been only 36, the abdomen. lungs clear, Blood pressure 89. difficult to get. He is a bit nervous & apprehensive thinks that he does not eat enough & does not always be undersized, but he is developing He does not impress one as a very strong

| Charge. | Brought Forward. | Total. | MEMORANDA. |
|---|---|---|---|
| 2 2 0 | | | |
| | | | 52. 10. 0 |
| | | | 52. 10. 0 Bd Bd |
| 2 2 0 | | | |
| 5 0 0 | | | |
| 5 5 0 | | | 5 to charge Bd |

October of last year the President of Magdalen in my care. He remained very well thro' the I was away in America & Collier was called in symptoms. He is a small delicately built lad The muscles firm, superficial glands a little large heart's action regular, sounds clear, nothing in vaso-motor reflex anaemic, knee jerks & worried that his father & mother should try to get fat. The probability is that he will mentally & takes an interest in his work organism

W.O.

| NAME. | Su. 1 | M. 2 | Tu. 3 | W. 4 | Th. 5 | F. 6 | Sa. 7 |
|---|---|---|---|---|---|---|---|
| Mr Bull Henley Lond. | | | c | | | | |
| Miss Elliot - Ascott. Slipton in Sh | | | | c | | | |
| Col. Gaston, Northland | | | c | c | | | |
| Miss Scott . 1 Hefle Rd | | | | c | | | |
| Mr Ch. Simmonds Reading | | | | c | | | |

| Charge. | Brought Forward. | Total. | MEMORANDA. |
|---|---|---|---|
| | | | 52.-10- |
| 2 2 . | | | |
| | | | 3 [illegible] |
| 2 2 . | | | |
| 2 2 | | | |

| NAME. | Su. 8 | M. 9 | Tu. 10 | W. 11 | Th. 12 | F. 13 | Sa. 14 |
|---|---|---|---|---|---|---|---|
| Mrs Ross. Coriel | | c | | | | | |
| Mr Gunter. Acland Home | | c | | | | | |
| Mr Bros. Thame | | c | | | | | |
| Mrs Palmer Eveline. | | c | | | | | |
| Mrs McQueen. Glasgow | | c | | | | | |
| Mrs Tait Jun. Acl. Home | | c | | | | | |
| Mr Dutton. Chester | | | c | | | | |
| Mr E. v. Loew. New York | | | | c | | | |
| Mr Wylie. (boy) | | | | c | | | |
| Mrs January. London. | | | | | c | | |
| F Holford Fringford Lodge Brick | | | | c | | | |
| Mr F E Bennett Broadstone | | | | | | c | |
| Mrs Irvine. Engelham | | | | | | c | |
| Mrs Blake. | | | | | | | c |

| Charge. | Brought Forward. | Total. | MEMORANDA. |
|---|---|---|---|
| | | | c Dr Duncan not pd |
| 2 2 | 0 | | c Dr Waters not pd |
| 2 2 | 0 | | |
| 2 2 | 0 | | Dr Birch |
| 2 2 | 0 | | |
| | | | c Dr Proudfoot. not pd |
| 138 12 | 0 | | c Mr Wright Lenthen |
| | | | |
| | | | Purpura c Sherrock |
| 5 0 | 0 | | |
| 15 15 | 0 | | |
| 71 8 | 0 | | |
| | | | Dr Cruickshank |

| NAME. | Su. 15 | M. 16 | Tu. 17 | W. 18 | Th. 19 | F. 20 | Sa. 21 |
|---|---|---|---|---|---|---|---|
| H McKay | | c | | | | | |
| Mrs Somervell | | | c | | | | |
| Mrs W Max-Muller | | | c | | | | |
| Mrs F Taylor. | | | c | | | | |
| Dr Dunsham. Stockton | | | | c | | | |
| Capt Meares. Harrow | | | | c | | | |
| Miss Buckler. | | | | c | | | |
| Mr Whitley | | | | | c | | |
| Mr Castle DH. Press | | | | | c | | |
| Mr Walney | | | | | | c | |
| F Holford Fringford Lodge | | | | | | c | c |
| Mr Wylie | | | | | | | c |

| Charge. | | Brought Forward. | | Total. | | MEMORANDA. |
|---|---|---|---|---|---|---|
| 2 | 2 | 0 | | | | |
| 2 | 2 | 0 | | | | |
| 2 | 2 | | | | | Church House Reddy, Dr Martin |
| 2 | 2 | 0 | | | | |
| 2 | 2 | | | | | |
| 2 | 1 | | | | | |
| | | | | | | Kirsten c Dr Hebb |

| NAME. | Su. 22 | M. 23 | Tu. 24 | W. 25 | Th. 26 | F. 27 | Sa. 28 |
|---|---|---|---|---|---|---|---|
| Mr Wyle | c | | | | | | |
| Warden Wadham | c | | | | | | |
| Mr Dod. St Giles | | c | | | | | |
| Mr Hdford. Frugford Lodge | | c | | | | | |
| Mrs Chillmer | | | | c | | | |
| Basil Kerr. Chester | | | | | c | | |
| Miss Bellis Chester | | | | | | | c |
| Hon Mrs O'Brien. | | | | | | | c |
| Mr Powell. Reading | | | | | | | c |

| Charge. | Brought Forward. | Total. | MEMORANDA. |
|---|---|---|---|
| 2 2 0 | | | |
| | | | [illegible] |
| 2 2 0 | | | |
| 2 2 0 | | | |
| | | | 229 Cumberland Place - [illegible] 10 |
| | | | £ 31. 10. [illegible] [illegible] |

| NAME. | Su. 29 | M. 30 | Tu. 1 | W. 2 | Th. 3 | F. 4 | Sa. 5 |
|---|---|---|---|---|---|---|---|
| Gen Boom. | c | | | | | | |
| Mrs Holford (4th) | c | | | | | | |
| Mrs Barby. (Dr Chill. Dr | | | c | | | | |
| Miss Brooks (Ph.) | | c | | | | | |
| Mrs Hickman. | | | | c | | | |
| T H Rose | | | | | c | | |
| J B Rose. | | | | | c | | |
| Rev. R Gardner Smith. Dr | | | | | c | | |
| John M Ferris Kingswood | | | | | | | |

| Charge. | Brought Forward. | Total. | MEMORANDA. |
|---|---|---|---|
| 5 0 | . | | |
| | | | |
| | | | |
| | | | |
| 2 2. | . | | Trunkwell House. Beech Hill. Dr Cox |
| 2 2 | | | |
| 2 2 | | | |
| | | | Learning. Dr Hundfield Jones. |
| 5 0 | 0 | | Manor Reigate |

| NAME. | Su. 6 | M. 7 | Tu. 8 | W. 9 | Th. 10 | F. 11 | Sa. 12 |
|---|---|---|---|---|---|---|---|
| Mrs Kirby Smith DH | | c | | | | | |
| Mr Prichard. Port Talbot. | | | c | | | | |
| Mr Prazad. | | | c | | | | |
| Mrs Gordon - Cumming | | | c | | | | |
| Mr Rater (of Pillsbury) | | | | c | | | |

| Charge. | | Brought Forward. | | Total. | | MEMORANDA. |
|---|---|---|---|---|---|---|
| 3 | 3 | 0 | | | | Dr Phillips |
| 2 | 2 | 0 | | | | |
| 2 | 2 | 0 | | | | |
| | | | | with | | Dr Lehrfeld E Carted |

| NAME. | Su. 13 | M. 14 | Tu. 15 | W. 16 | Th. 17 | F. 18 | Sa. 19 |
|---|---|---|---|---|---|---|---|
| Mrs Tillyard. | | | | c | | | |
| Miss Sandy. N.J. | | | | c | | | |
| Rev mrs. Pope | | | | c | | | |
| Miss Tebb. Highworth Wilts | | | | | c | | |
| | | London. | | | | | |

| Charge. | | Brought Forward. | | Total. | | MEMORANDA. |
|---|---|---|---|---|---|---|
| 5 | 0 | 0 | | | | |
| 5 | 0 | 0 | | | | |
| 2 | 0 | 0 | | | | Little Farrington Rectory |
| 2 | 2 | 0 | | | | on Powell. Highworth |
| | | | | | | b |

| NAME. | Su. 20 | M. 21 | Tu. 22 | W. 23 | Th. 24 | F. 25 | Sa. 26 |
|---|---|---|---|---|---|---|---|
| Mr Holford. Bicester (5th. visit | c | | | | | | |
| Mrs Goodyear OH | | c | | | | c | |
| Mrs Barns 69 Brook St. | | | c | | | | |
| Master Charlie (Lynams) | | | | | c | | |
| Mrs Favenger. Marsh Baldon | | | | | c | | |
| Mr Smythe Leamington | | | | | | c | |
| Mrs Dod St Giles | | | | | | | c |

| Charge. | Brought Forward. | Total. | MEMORANDA. |
|---|---|---|---|
| | | | 5'2.10 + charge |
| 2 2 0 | | | |
| 31 10 0 | | | |
| 2 2 0 | | | |

| NAME. | Su. 27 | M. 28 | Tu. 29 | W. 30 | Th. 31 | F. 1 | Sa. 2 | Charg |
|---|---|---|---|---|---|---|---|---|
| Miss Gomm. (Ott) | | C | | | | | | |
| Mr F Guest. 26 Park Lane | | C | | | | | | |
| Mr Greenwood (Ott) | | | C | | | | | |
| Mr Lamb. Shewsbury. | | | C | | | | | 3 |
| Mrs Budden 82 Cromwell Rd | Ott | | C | | | | | |
| Mrs Faranger | | | | C | | | | 5 |
| Kate. Crawford. Montreal. Ott | | | | C | | | | |
| J. Martin Nylan ala | | | | C | | | | 5 |
| Mr Swift. Liskard. Ches | | | | C | | | | 5 |

| Charge. | | Brought Forward. | | Total. | | MEMORANDA. |
|---|---|---|---|---|---|---|
| 3 | 3 | 0 | | | | Dr Pigott |
| 5 | 5 | 0 | | | | |
| 5 | 0 | 0 | | | | |
| 5 | 0 | 0 | | | | |

| NAME. | Su. 3 | M. 4 | Tu. 5 | W. 6 | Th. 7 | F. 8 | Sa. 9 |
|---|---|---|---|---|---|---|---|
| A B Goodrich. Mestin | c | | | | | | |
| Maj. Walsh. | | c | | | | | |

Intermediate
Medical
Congress
Brown's Hotel
Lunch

Dinner 197 to Med section at
Royal auto-club

| Charge. | | Brought Forward. | | Total. | | MEMORANDA. |
|---|---|---|---|---|---|---|
| 21 | 0 | 0 | | | | |

| NAME. | Su. 10 | M. 11 | Tu. 12 | W. 13 | Th. 14 | F. 15 | Sa. 16 |
|---|---|---|---|---|---|---|---|
| | | | | went north + Kochinan. Calcutta | | | |

| Charge. | Brought Forward. | Total. | MEMORANDA. |
|---|---|---|---|
| | | | |

| NAME. | Su. 17 | M. 18 | Tu. 19 | W. 20 | Th. 21 | F. 22 | Sa. 23 |
|---|---|---|---|---|---|---|---|
| | | | | | | | |
| | | | | | | | |
| | | | | | | | |

| Charge. | Brought Forward. | Total. | MEMORANDA. |
|---|---|---|---|
| | | | |

| NAME. | Su. 24 | M. 25 | Tu. 26 | W. 27 | Th. 28 | F. 29 | Sa. 30 |
|---|---|---|---|---|---|---|---|
| | | | | | | | |

| Charge. | Brought Forward. | Total. | MEMORANDA. |
|---|---|---|---|
| | | | |

| NAME. | Su. 31 | M. 1 | Tu. 2 | W. 3 | Th. 4 | F. 5 | Sa. 6 |
|---|---|---|---|---|---|---|---|

Glencoe mill
Strathcona

| Charge. | Brought Forward. | Total. | MEMORANDA. |
|---|---|---|---|
| | | | |

| NAME. | Su. 7 | M. 8 | Tu. 9 | W. 10 | Th. 11 | F. 12 | Sa. 13 |
|---|---|---|---|---|---|---|---|
| Miss Mellam. Washington | | c | | | | | |
| Cmd Raspini | | c | | | | | |
| Mr Sweet. 90 Rapids Mich | | c | | | | | |
| Mrs W. Max-Müller | | | | | | | |
| Mr W Benett. Wo | | | c | | | | |
| Miss Hawkins | | | | c | | | |
| Mr David Sears Boston | | | | | c | | |
| Rev T Dunn. Thame | DH | | | | | | c |
| Mrs Jay. New York | | | | | | | c |

Since 80 am Sunday

| Charge. | | Brought Forward. | | Total. | | MEMORANDA. |
|---|---|---|---|---|---|---|
| 2 | 2 | 0 | | | | |
| 2 | 2 | 0 | | | | |
| 5 | 0 | 0 | | | | |
| 2 | 2 | 0 | | | | |
| 2 | 2 | 0 | | | | |
| 52 | 10 | 0 | | | | London |
| | | | | | | w of Col. Jay |
| | | | | | | To charge. |
| | | | | | | Jay Mg. $100 |

| NAME. | Su. 14 | M. 15 | Tu. 16 | W. 17 | Th. 18 | F. 19 | Sa. 20 |
|---|---|---|---|---|---|---|---|
| Miss Henry. Thame | | c | | | | | |
| Mrs Wylie. Paris. Dft. | | c | | | | | |
| Mr W. Miller Columbus Ohio | | c | | | | | |
| H Favarger. | | | c | | | | |
| Jno Trapp Newbestmaster NC | | | c | | | | |
| Mrs Kelly. Paris | | c | | | | | |
| Mrs Pope. Lechlade OH. | | c | | c | | | |
| Mrs W Jay | | | | c | | | |
| Mrs Wombwell 20 Burton St. | | | | c | | | |
| Jim McKeyre Toronto OH | | | | | c | | |
| John Laball. London Ont | | | | | c | | c |
| Mrs Dod St Giles | | | | | | | c |

| Charge. | | Brought Forward. | Total. | MEMORANDA. |
|---|---|---|---|---|
| | Pd | C | Dr Dragon not pd | |
| 5 | 0 | 0 | | |
| 5 | 0 | 0 | | |
| | | | | Col. W. Jay 48 Wall St. New York |
| 52 | 10 | 0 | | Countess of Cameron |
| 5 | 0 | 0 | | |
| 2 | 2 | 0 | | |
| | | | | Miss. Thame |
| | | | | Favarger. £5. |

| NAME. | Su. 21 | M. 22 | Tu. 23 | W. 24 | Th. 25 | F. 26 | Sa. 27 |
|---|---|---|---|---|---|---|---|
| Dr Ruth — Dst. | cc | | | | | | |
| Mrs Camber. Dst | | c | | | | | |
| Mrs Wagstaff. Manchester | | c | | | | | |
| Mrs Coombwell. Dresden | | | | c | | | |
| Mrs Lee. Cambry. | | | | | c | | |
| Mrs Ware Acland Home | | | | | c | | |
| Mrs Wainwright Henley. Dst | | | | | c | | |
| P. Bury The Grange Ildford | | | | | | c | |
| Miss Asshur. Evesham | | | | | | c | |
| Miss Smith Wilney | | | | | | c | |
| Mr Keith Jopp Lowell | | | | | | | c |
| Mr Calvin Thomson. Gruby | | | | | | | c |

| Charge. | | Brought Forward. | | Total. | | MEMORANDA. |
|---|---|---|---|---|---|---|
| 3 | 0 | 0 | | | | |
| 52 | 10 | 0 | | | | |
| 2 | 2 | | | | | dt Prov Worcester |
| 2 | 2 | . | | | | Princeton C Dr Drew |
| 2 | 2 | 0 | | | | Dr Andrew |
| 2 | 2 | 0 | | | | C Dr Leslie |
| 2 | 2 | 0 | | | | C Dr Harvey |
| 2 | 2 | 0 | | | | |
| 5 | 5 | 0 | | | | |

| NAME. | Su. 28 | M. 29 | Tu. 30 | W. 1 | Th. 2 | F. 3 | Sa. 4 |
|---|---|---|---|---|---|---|---|
| Miss Maxwell. Head Hill | c | | | | | | |
| Mrs J F Minshead Hampshire | | c | | | | | |
| + Mrs Chown. Winnipeg Ont | | c | | | | | |
| + Alex Macdonald Winnipeg | | c | | | | | |
| Lady North - Wroxham Abby | | | | | c | | |
| Miss Ware Ont. | | | | | • | | |
| Dr Routh Ont | | | | | c | | |
| Mrs Wells. Wallingford | | | | | c | | |
| Miss Maxwell. H. Hill | | | | | | c | |
| Mr Kitty Leamington | | | | | | c | |
| Robinson Ellis | | | | | | cc | cl. |
| William Buller. Banbury | | | | | | | c |
| Victor Loew. New York | | | | | | | c |

+ Curious coincidence. These people knew each other well in Winnipeg. both came over to see me, on purpose. — & met on my door step. — 4000 miles away

| Charge. | | Brought Forward. | | Total. | | MEMORANDA. |
|---|---|---|---|---|---|---|
| 3 | 3 | 0 | | | | C Dr Maude |
| 5 | 5 | 0 | | | | Dr McNaughton Jones |
| 6 | 0 | 0 | | | | |
| 3 | 3 | | | | | |
| 2 | 2 | 0 | | | | Dr Cullen |
| | | | | | | Dr Maude |
| 2 | 2 | | | | | Dr Olive |
| | | | | | | Dr Symonds |
| 3 | 3 | 0 | | | | Dr Pritchard |

| NAME | Su. 5 | M. 6 | Tu. 7 | W. 8 | Th. 9 | F. 10 | Sa. 11 |
|---|---|---|---|---|---|---|---|
| Robinson Ellis | cc | C | cc | | | | |
| Mr Parrish. | | c | | | | | |
| Mr Gervaises Lord | | | c | | | | |
| Dr Grasselt s.n. | | | c | | | | |
| Mrs Dyer West Hope manor | | | | c | | | |
| Mrs Wally. | | | | c | | | |
| R Gleizel High Wycombe | | | | | c | | |

| Charge. | | Brought Forward. | | Total. | | MEMORANDA. |
|---|---|---|---|---|---|---|
| 2 | 2 | 0 | | | | |
| 13 | 8 | 0 | | | | Craven arms Shrops. Dr Green |
| 2 | 2 | 0 | | | | Aug 19 - Mj 99 cyo Epilepsy - now |
| 2 | 2 | 0 | | | | High blood pressure stiff arteries & depression |

| NAME. | Su. 12 | M. 13 | Tu. 14 | W. 15 | Th. 16 | F. 17 | Sa. 18 |
|---|---|---|---|---|---|---|---|
| Mrs Ware | | C | | C | CC | | |
| Capt Torcy | | | | C | | | |
| Mr Ferris | | | | C | | | |
| Mr Dawson | | | | | C | | |

| Charge. | Brought Forward. | Total. | MEMORANDA. |
|---|---|---|---|
| | | | |
| Pd | | £52.10.0 | |
| 5 0 0 | | | |
| 2 2 0 | | | |

| NAME. | Su. 19 | M. 20 | Tu. 21 | W. 22 | Th. 23 | F. 24 | Sa. 25 |
|---|---|---|---|---|---|---|---|
| Mr Richards. Cheltenham | c | | | | | | |
| Mrs Ware | cc | c | c | | | | |
| Mrs A & Smith Ott | | c | | | | | c |
| Mrs Portal | | | C | | | | |
| Miss Krebs Ott. | | | c | | | | |
| Mr Lomer | | | | c | | | |
| * Pr. of Wales (Magdalen) | | | | c | | | |
| Mrs Thayer. Worcester Mass | | | | | c | | |
| Dr Routh. Sub Jem | | | | | c | | |
| Miss Eden | | | | | | c | |

'I saw the Prince to day at the request of Mr Hansell his tutor who had a message from the King asking me to look him over again. He has had a good summer in Germany but has not gained much in weight - only now with clothes 8 stone. He looks well but is very thin. He takes a great deal of exercise & in Scotland could live the Ghillies stalking. At home they fuss & worry him about being so thin & this distresses him. He is not so nervous, and has been less depressed. He has promised to take milk & malt. The truth is his is undersized & ill developed & can

| Charge. | Brought Forward. | Total. | MEMORANDA. |
|---|---|---|---|
| 2 2 0 | | | |
| 2 2 0 | | | |
| 2 2 0 | | | |
| 2 2 0 | | | |

never expect to be much of a man physically
He is happy at Magdalen & should do well
if he is not fussed into a state of de-
pression. The poor lad feels that he is not,
up to much & this reacts upon him injuriously

| NAME. | Su. 26 | M. 27 | Tu. 28 | W. 29 | Th. 30 | F. 31 | Sa. 1 |
|---|---|---|---|---|---|---|---|
| Mrs Herman. Eureka | C | C | • | | | | |
| Fairfax Rhodes | | | | C | | | |
| Miss Peggott. Burford | | | | | C | | |
| Mrs Green | | | | | C | | |
| Mrs Slaten. | | | | | | C | |

| Charge. | | Brought Forward. | | Total. | | MEMORANDA. |
|---|---|---|---|---|---|---|
| | | | | | | |
| 5 | 5 | 0 | | | | |
| 2 | 2 | 0 | | | | |
| 5 | 5 | 0 | | | | |
| 2 | 2 | 0 | | | | |

| NAME. | Su. 2 | M. 3 | Tu. 4 | W. 5 | Th. 6 | F. 7 | Sa. 8 |
|---|---|---|---|---|---|---|---|
| Dr Routh Sibford Ferris | c | | | | | | |
| Mr Edgar Wells. London | | c | | | | | |
| Mrs Ware | | | c | c | | | |
| Mr Trapp. New Westm BC | | | c | | | | |
| Mr Roch. (DH) ad. Hon | | | | c | | | |
| Mr Pearce. (Dr Duggan) | | | | c | | | |
| Mr Sands. N.Y. | | | | c | | | |
| Mrs Wilkins | | | | | c | | |
| Miss Schlich. Bandr | | | | | c | | |

| Charge. | | Brought Forward. | | Total. | | MEMORANDA. |
|---|---|---|---|---|---|---|
| 3 | 0 | 0 | | | | |
| 2 | 2 | 0 | | | | Pneumonia, cyanosis, collapse |
| 5 | 0 | 0 | | | | |
| 2 | 2 | 0 | | | | |
| 2 | 2 | 0 | | | | C Steadman & Whitelocke appendix |

| NAME. | Su. 9 | M. 10 | Tu. 11 | W. 12 | Th. 13 | F. 14 | Sa. 15 |
|---|---|---|---|---|---|---|---|
| Mrs Ware | c | | c | | | | |
| Mrs. Hawkins Reading | | c | c | | | | |
| Mr. Mack. Hm c Council | | | c | | | | |
| Mrs Emmons Leamington | | | | c | | | |
| Mr Moore. Abington | | | | | c | | |
| Mrs Ware. | | | | | c | | |
| Capt. Knox DH. | | | | | c | | |
| Miss Sly. C Dr Gillett | | | | | c | | |

Cold. - right in bed
Children clean. Cut here from Kandon.

| Charge. | Brought Forward. | Total. | MEMORANDA. |
|---|---|---|---|
| 5 0 0 | | R.S. | o.af. . dy. |
| 2 2 0 | | | |
| 2 2 0 | | T.G. | both Cang., Bauh. Rd |

| NAME. | Su. 16 | M. 17 | Tu. 18 | W. 19 | Th. 20 | F. 21 | Sa. 22 |
|---|---|---|---|---|---|---|---|
| Mr McCreary. Lindon. | | C | | | | | |
| Miss. C. Dr Sherrell | | | | C | | | |
| Mrs Ware | | | | | C | | |
| Mrs Harty (DH) | | | | | | C | |
| Mr Trusick. Minlsfrs | | | | | C | | |
| Miss Bosier. Chellenha | | | | | | | C |

Sheffield,

| Charge. | | Brought Forward. | | Total. | | MEMORANDA. |
|---|---|---|---|---|---|---|
| | | | | £52. | 10 | tel. c Dr Mercier in |
| 10 | 10 | 0 | | | | |
| 34 | 13 | 0 | | | | |

| NAME. | Su. 23 | M. 24 | Tu. 25 | W. 26 | Th. 27 | F. 28 | Sa. 29 |
|---|---|---|---|---|---|---|---|
| Miss Strobell Local | | c | | | | | |
| W Greek. Shillingford. | | c | | | | | |
| Mrs Ware | | | c | | | | |
| Miss Dix Wallingford | | | | | | | c |
| Dr Thomson. Wallingford | | DH | | | c | | |

| Charge. | | Brought Forward. | | Total. | MEMORANDA. |
|---|---|---|---|---|---|
| 2 | 2 | 0 | | C. A. Nelson | |
| 2 | 2 | | | A. McMullen | |

| NAME. | Su. 30 | M. 1 | Tu. 2 | W. 3 | Th. 4 | F. 5 | Sa. 6 |
|---|---|---|---|---|---|---|---|
| B. E. Chaffey. Winnipeg | | c | | | | | |
| Mrs Hedges. Hendrington Dst | | c | | | | | |
| Mr Thayer. | | c | | | | | |
| Mr Ripley. | | | | | | c | |

Lawrence

| Charge. | Brought Forward. | Total. | MEMORANDA. |
|---|---|---|---|
| | | | 21 vouchs to Leadle Sr for |
| 5 0 | 0 | | R A W Moody - 430 Main St Winnipeg |
| 2 2 | 0 | | |
| 2 0 | | | |

| NAME. | Su. 7 | M. 8 | Tu. 9 | W. 10 | Th. 11 | F. 12 | Sa. 13 |
|---|---|---|---|---|---|---|---|
| Mr Chaffey | | | | | c | | |
| Mrs. Hall. c collier | | | | | | s c | s |
| Mr Sherwood - Reading | | | | | | | c |
| Mr Griet | | | | c | | | |

* Laid up. Patn. at Carter's dispen.

Exam

* This is the 2nd time I have been knocked out with acute poisoning after eating Pâte de foie gras - and only a bit the size of my thumb. The other occasion was on Paris after a dinner at Laudouzys

| Charge. | | Brought Forward. | | Total. | | MEMORANDA. |
|---|---|---|---|---|---|---|
| 2 | 2 | | | | | |
| 2 | 2 | | | | | |
| 2 | 2 | | | | | |

| NAME. | Su. 14 | M. 15 | Tu. 16 | W. 17 | Th. 18 | F. 19 | Sa. 20 |
|---|---|---|---|---|---|---|---|
| Wm Meredith. Montreal | c | | | | | | |
| Miss Lancaster. Ad. Home | | | c | | | | |
| Mrs Great | | | | c | | | |
| Lady Margaret Wolney | | | | | c | | |
| Mrs Head London | | | | | c | | |

| Charge. | Brought Forward. | Total. | MEMORANDA. |
|---|---|---|---|
| 5 0 | 0 | | C. M. Slurrock |
| 2 2 | | | |
| 3 3 | 0 | | |
| 2 2 | 0 | | |

| NAME. | Su. 21 | M. 22 | Tu. 23 | W. 24 | Th. 25 | F. 26 | Sa. 27 |
|---|---|---|---|---|---|---|---|
| E. T. Patterson. | | C | | | | | |
| Miss Taylor O.H. | | C | | | | | |
| Mrs Hewitt. | | | C | | | | |

| Charge. | | Brought Forward. | | Total. | | MEMORANDA. |
|---|---|---|---|---|---|---|
| 52 | 10 | 0 | | | | 52. 10. |
| | | | | | | 36 Warwick Rd. Sw |
| 2 | 2 | 0 | | | | C. & Pulchard. Banbury. |

| NAME. | Su. 28 | M. 29 | Tu. 30 | W. 31 | Th. | F. | Sa. |
|---|---|---|---|---|---|---|---|
| Mrs alexander. Bethlehem | c | . | | | | | |
| Mrs Murray | | " | c | | | | |

| harge. | | Brought Forward. | | Total. | | MEMORANDA. |
|---|---|---|---|---|---|---|
| 2 | 2 | 0 | | | | |
| 2 | 2 | 0 | | | | |

GENERAL MEMORANDA.

GENERAL MEMORANDA.

## GENERAL MEMORANDA.

## GENERAL MEMORANDA.

## GENERAL MEMORANDA.

GENERAL MEMORANDA.

GENERAL MEMORANDA.

GENERAL MEMORANDA.

| Name of Father. | Age | Name of Mother. | Age | End Last Menst. | Date Exptd. Conf't. | Date Del'd. |
|---|---|---|---|---|---|---|
| | | | | | | |
| | | | | | | |
| | | | | | | |

| Name of Child. | No. | Sex | Race. | Wght. | Lgth. | Presentation. | Address. |
|---|---|---|---|---|---|---|---|
| | | | | | | | |

| Name of Father. | Age | Name of Mother. | Age | End Last Menst. | Date Exptd. Conf't. | Date Del'd. |
|---|---|---|---|---|---|---|
| | | | | | | |

| Name of Child. | No. | Sex | Race. | Wght. | Lgth. | Presentation. | Address. |
|---|---|---|---|---|---|---|---|

| Name of Father. | Age | Name of Mother. | Age | End Last Menst. | Date Exptd. Conf't. | Date Del'd. |
|---|---|---|---|---|---|---|
| | | | | | | |

| Name of Child. | No. | Sex | Race. | Wght. | Lgth. | Presentation. | Address. |
|---|---|---|---|---|---|---|---|

| Name of Father. | Age | Name of Mother. | Age | End Last Menst. | Date Exptd. Conf't. | Date Del'd. |
|---|---|---|---|---|---|---|
| | | | | | | |

| Name of Child. | No. | Sex | Race. | Wght. | Lgth. | Presentation. | Address. |
|---|---|---|---|---|---|---|---|
| | | | | | | | |

| Name of Father | Age | Name of Mother. | Age | End Last Menst. | Date Expt'd. Conf't. | Date Del'd. |
|---|---|---|---|---|---|---|
| | | | | | | |

| AME OF CHILD. | No. | Sex | Race. | Wght. | Lgth. | Presentation. | ADDRESS. |
|---|---|---|---|---|---|---|---|
| | | | | | | | |

| Name of Father. | Age | Name of Mother. | Age | End Last Menst. | Date Exptd. Conf't. | Date Del'd. |
|---|---|---|---|---|---|---|
| | | | | | | |

| Name of Child. | No. | Sex | Race. | Wght. | Lgth. | Presentation. | Address. |
|---|---|---|---|---|---|---|---|
| | | | | | | | |

| NAME. | DATE. | RESULT. |
| --- | --- | --- |

| NAME. | DATE. | RESULT. |
| --- | --- | --- |

| NAME. | DATE. | RESULT. |
| --- | --- | --- |

| NAME. | DATE. | RESULT. |
| --- | --- | --- |
| | | |
| | | |
| | |

| NAME AND ADDRESS OF DECEASED. | AGE. Y. | M. | D. | COLOR. |
|---|---|---|---|---|

| Mr'd, Single or Widowed | PLACE AND CAUSE OF DEATH. | DATE. |
| --- | --- | --- |

| NAME AND ADDRESS OF DECEASED. | AGE. Y. | M. | D. | COLOR. |
|---|---|---|---|---|

| Mr'd, Single or Widowed | PLACE AND CAUSE OF DEATH. | DATE. |
| --- | --- | --- |
| | | |

ADDRESSES OF PATIENTS.

ADDRESSES OF PATIENTS.

ADDRESSES OF PATIENTS.

ADDRESSES OF PATIENTS.

ADDRESSES OF NURSES.

ADDRESSES OF NURSES.

| Bill Sent. | Name. | Amount Charged. | Amount Paid. | | When Paid. |
|---|---|---|---|---|---|
| Jan 1 | Eveline | | 62 | 10 | 0 |
| " | Mrs Max Muller | | 2 | 2 | 0 |
| 2 | Sir M Nelson | | 42 | 0 | 0 |
| " | Elliott Galt | | 110 | 5 | 0 |
| 3 | Mrs Freeman | | 2 | 2 | 0 |
| " | Mr Vaughan | | 2 | 2 | 0 |
| " | Miss McPhail | | 2 | 2 | 0 |
| 4 | Aldrichian Shipping | | 61 | 8 | 1 |
| " | Dom Bk. 12% on 80 sh. & 2% 6 | | 101 | 13 | 5 |
| 7 | Sir Robt Hadfield | | 52 | 10 | 0 |
| " | Lady Baleman | | 5 | 0 | 0 |
| " | Mr Brown | | 5 | 0 | 0 |
| " | Mr Robbins | | 120 | 0 | 0 |
| 8 | C P R | | 25 | 0 | 0 |
| 10 | Mr Doncaster | | 157 | 10 | 0 |
| 12 | Cons Gas | | 25 | 0 | 0 |
| " | Ch Ch. | | 25 | 0 | 0 |
| " | McKay Cable | | 25 | 10 | 0 |
| 13 | Mr Margetes | | 2 | 2 | 0 |
| 14 | Mary Walsh | | 2 | 2 | 0 |
| 15 | Miss Tovey | | 2 | 2 | 0 |
| " | Lady Mary Walney | | 2 | 2 | 0 |
| 17 | Mr Case | | 2 | 2 | 0 |
| " | Mr Lowe | | 5 | 5 | 0 |
| 18 | Mr Slonehan | | 2 | 2 | 0 |
| 20 | Higgs | | 2 | 2 | 0 |
| 25 | Mrs Spooner | | 2 | 2 | 0 |
| " | Mrs Greenwood | | 2 | 2 | 0 |
| | | 1 | 851 | 0 | 0 |

| Bill Sent. | Name. | Amount Charged. | | Amount Paid. | | When Paid. |
|---|---|---|---|---|---|---|
| | Forward | 7 | £ | 851 | 0 | 0 |
| Jn 25 | Mrs Wakefield | | | 2 | 2 | 0 |
| " | Lady Henderson | | | 2 | 2 | 0 |
| 27 | Sir Hugh Graham | | | 67 | 10 | 0 |
| 29 | Mrs Chapman | | | 2 | 2 | 0 |
| 30 | Lt. Hervey. | | | 2 | 2 | 0 |
| Feb. | Mrs Chimeney | | | 21 | 0 | 0 |
| 2 | Mrs Anderson | | | 10 | 10 | 0 |
| 4 | Mrs Bridson | | | 5 | 5 | 0 |
| 8 | Aquamintas. | | | 21 | 3 | 8 |
| " | Mrs Parker | | | 2 | 2 | 0 |
| 9 | Mrs Buckingham | | | 2 | 2 | 0 |
| 11 | Mrs Bradly Martin | | | 52 | 10 | 0 |
| 12 | Major Rhodes | | | 26 | 5 | 0 |
| 13 | Lady Hadfield | | | 52 | 10 | 0 |
| 14 | Jnp Bank | | | 129 | 5 | 0 |
| 15 | Mrs Hadley | | | 2 | 2 | 0 |
| 17 | Mrs Kilburn | | | 26 | 5 | 0 |
| 19 | Mrs Rankin Jr | | | 2 | 2 | 0 |
| " | Mrs Rogers | | | 25 | 0 | 0 |
| 21 | Mrs Cooper | | | 2 | 2 | 0 |
| 23 | Mrs Trimmer | | | 2 | 2 | 0 |
| " | Mrs Thornton | | | 2 | 2 | 0 |
| 26 | Mrs Le Terriere | | | 2 | 2 | 0 |
| 28 | BK Montreal | | | 57 | 63 | 0 |
| " | Mrs Ramsden | | | 22 | 1 | 0 |
| March 4 | Mrs Jacoby | | | 10 | 10 | 0 |
| 8 | Mrs Wood | | | 2 | 2 | 0 |
| | | | £ | 1405 | 6 | 0 |

| Bill Sent. | Name. | Amount Charged. | | Amount Paid. | | When Paid. |
|---|---|---|---|---|---|---|
| March 10 | Forward | | £ | 1405 | 6 | 0 |
| " | Rad. Exam Fees | | | 11 | 13 | 4 |
| " | Mrs West | | | 3 | 3 | 0 |
| " | Capt Rickman | | | 35 | 14 | 0 |
| " | Mr Skrine | | | 2 | 2 | 0 |
| " | Mr Prasad | | | 2 | 2 | 0 |
| " | F W Roberts | | | 2 | 2 | 0 |
| 12 | Mrs Tinny | | | 2 | 2 | 0 |
| 16 | Mr Ford | | | 94 | 0 | 0 |
| 17 | Mr Chas Darling | | | 5 | 5 | 0 |
| 18 | Mr Sledman | | | 2 | 2 | 0 |
| 21 | Houghton Muffler & Co S & J (421 [illegible]) | | | | 14 | 9 |
| 22 | Capt Rickman | | | 35 | 14 | 0 |
| 23 | Mr Margrets | | | 10 | 10 | 0 |
| " | Mrs Wells | | | 2 | 2 | 0 |
| March 31 | Dom. B.K. | | | 61 | 19 | 4 |
| April 1 | Mr Johnston | | | 2 | 2 | 0 |
| 3 | Mr Green | | | 2 | 2 | 0 |
| " | Mrs Wooster | | | 2 | 2 | 0 |
| " | Maj. Walsh | | | 2 | 2 | 0 |
| 2 | Eveline | | | 62 | 10 | 0 |
| " | 9 as | | | 25 | 0 | 0 |
| " | McKay | | | 25 | 19 | 0 |
| | C P R. | | | 28 | 3 | 1 |
| " | Imp Bank | | | 134 | 0 | 0 |
| 3 | Mr Hyall. | | | 2 | 2 | 0 |
| | New Cheque | | | 33 | 18 | 0 |
| " | Mrs Bilson | | | 2 | 2 | |
| | | | | 1998 | 14 | |

| Bill Sent. | Name. | Amount Charged. | Amount Paid. | | When Paid. |
|---|---|---|---|---|---|
| | | £ | 1998 | 14 | 0 |
| 18 | Ch Ch. | | 16 | 18 | 11 |
| 8 | Soo | | 166 | 10 | 5 |
| 20 | Drummond (N.Y. | | 25 | 0 | 0 |
| " | Wall | | 40 | 0 | 0 |
| " | Mr McIlroy | | 20 | 0 | 0 |
| " | Mr Hendon | | 5 | 5 | 0 |
| 10 | J.H.H. | | 100 | 0 | 0 |
| " | Sillman Lect. fee | | 500 | 0 | 0 |
| May | Appleton & Co $3726. ( | | 745 | 0 | 0 |
| 26 | Mr. Lavell | | 2 | 2 | 0 |
| 27 | Mr McEwen. | | 5 | 0 | 0 |
| " | Mrs Leslie | | 2 | 2 | 0 |
| " | B M J | | 1 | 1 | 6 |
| 31 | Dr H Evans. | | 15 | 0 | 0 |
| " | Bk Mont. gt. Div & bonus 1 p. $388 | | 79 | 16 | 7 |
| 23 | Mrs Elliot | | 2 | 2 | 0 |
| " | Miss Scott | | 2 | 2 | 0 |
| " | Mr Simonds | | 2 | 2 | 0 |
| " | Mrs Ford | | 525 | 0 | 0 |
| 8 | Mrs Palmer | | 2 | 2 | 0 |
| " | Mrs McQueen | | 2 | 2 | 0 |
| " | Mrs Bros | | 2 | 2 | 0 |
| 11 | Mrs Gunter | | 2 | 2 | 0 |
| " | Mr Dullin | | 138 | 12 | 0 |
| " | Mrs Jaccary | | 5 | 0 | 0 |
| 12 | F Holford | | 15 | 15 | 0 |
| 13 | Mr Bennett | | 71 | [illegible] | [illegible] |
| | | £ | 4492 | 17 | 0 |

| Bill Sent. | Name. | Amount Charged. | Amount Paid. | | When Paid. |
|---|---|---|---|---|---|
| Jun 13 | Forward. | | £4492 | 17 | 0 |
| " | Col Crawley | | 3 | 3 | 0 |
| " 13 | H McKay | | 2 | 2 | 0 |
| " | Mrs Taylor | | 2 | 2 | 0 |
| " | Mrs Somervell | | 2 | 2 | 0 |
| 16 | Capt Meares. | | 2 | 2 | 0 |
| 19 | Mr Whitley | | 2 | 2 | 0 |
| 20 | Mr Walney | | 2 | 2 | 0 |
| 21 | Exam Fees. (Med. 25. Surg 15) | | 40 | 0 | 0 |
| " | Mr Rieman | | 5 | 0 | 0 |
| 23 | Mr Dod | | 2 | 2 | 0 |
| 26 | Mr Kerr | | 2 | 2 | 0 |
| 26 | Mrs | | 2 | 2 | 0 |
| 29 | Gen Bunn | | 5 | 0 | 0 |
| 30 | Mr Powell | | 31 | 10 | 0 |
| " | Dom. Bk Dar | | 62 | 17 | 7 |
| July 1st | Hon Mr O'Brien | | 5 | 0 | 0 |
| " | Eveline | | 62 | 10 | 0 |
| 3 | Mrs Hickman | | 2 | 2 | 2 |
| " | Mr T H Rose | | 2 | 2 | 0 |
| " | " J R Rose | | 2 | 2 | 0 |
| 5 | John M Ferris | | 5 | 0 | 0 |
| 4 | Aldrichum Shepard | | 63 | 6 | 1 |
| 8 | C P R. | | 27 | 10 | 0 |
| " | McKay Co | | 25 | 0 | 0 |
| " | Mr Pritchard | | 3 | 0 | 0 |
| " | Mrs G Cunning | | 2 | 2 | 0 |
| " | Mr Proctor | | 2 | 2 | 0 |
| " | | | £4860 | 1 | 7 |

| Bill Sent. | Name. | Amount Charged. | | Amount Paid. | | When Paid. |
|---|---|---|---|---|---|---|
| July 8th | – Forward | | £ | 4860 | 1 | 7 |
| 10 | Gas | | | 25 | 0 | 0 |
| " | Mr Jones | | | 3 | 3 | 0 |
| 13 | Ch Ch | | | 25 | 0 | 0 |
| " | Mr Rider | | | 10 | 10 | 0 |
| 15 | Mrs Fitzgerald | | | 5 | 0 | 0 |
| " | Mr Sands | | | 5 | 0 | 0 |
| 17 | Quaill. Revier art. | | | 10 | 0 | 0 |
| " | Mrs Tabb | | | 2 | 2 | 0 |
| 20 | Geo Harris | Pd | | 52 | 10 | 0 |
| 22 | Clarke | | | 2 | 2 | 0 |
| 24 | Mr Smythe | | | 31 | 10 | 0 |
| 26 | Mrs Dod | | | 2 | 2 | 0 |
| 26 | Aquamulas | | | 12 | 12 | 0 |
| " | Mrs Buxton | | | 210 | 0 | 0 |
| 27 | Mr Holford | | | 78 | 10 | 0 |
| 28 | Mr Lamb | | | 3 | 3 | 0 |
| 30 | Mr Swift | | | 5 | 0 | 0 |
| 31 | Mr Martin | | | 5 | 0 | 0 |
| " | Mr Favanger | | | 5 | 5 | 0 |
| Aug 3 | May Walsh | | | 21 | 0 | 0 |
| " 12 | Mrs Collis | | | 52 | 10 | 0 |
| " 29 | Bk Montreal | | | 37 | 5 | 0 |
| 8 | Miss Mellan | | | 2 | 2 | 0 |
| " | Ch Raspini | | | 2 | 2 | 0 |
| " | Mr Sweet | | | 5 | 0 | 0 |
| 9 | Aquamulas. Lewis | | | 14 | 1 | 0 |
| " | W Benett | | | 2 | 2 | 0 |
| | | | £ | 5509 | 12 | 7 |

| Bill Sent. | Name. | Amount Charged. | Amount Paid. | | When Paid. |
|---|---|---|---|---|---|
| | Forward | £ | 55.09 | 12 | 7 |
| 10 | Miss Hawkins | | 2 | 2 | 0 |
| 11 | David Sears | | 52 | 10 | 0 |
| 14 | Mr Riller | | 5 | 0 | 0 |
| 16 | Mr Trapp | | 5 | 0 | 0 |
| 17 | S & J. (Houghton Mifflin & Co | | | 17 | 10 |
| " | Lady Carnarvon. (Mrs W) | | 52 | 10 | 0 |
| 18 | Mr Labatt | | 5 | 0 | 0 |
| 21 | Mrs Ood | | 2 | 2 | 0 |
| 22 | Mr Wagstaff. | | 3 | 0 | 0 |
| 24 | Mrs W. Lady Carnarvon | | 52 | 10 | 0 |
| " | Mrs Ware | | 2 | 2 | 0 |
| 26 | Percival Burg | | 2 | 2 | 0 |
| " | Miss Arthur | | 2 | 2 | 0 |
| " | Miss Smith. | | 2 | 2 | 0 |
| 27 | Mr Keith Topp | | 2 | 2 | 0 |
| " | Mrs Thomson | | 5 | 5 | 0 |
| 28 | Miss Maxwell | | 3 | 3 | 0 |
| 29 | Mr Lee | | 2 | 2 | 0 |
| " | Mr Muirhead | | 5 | 5 | 0 |
| " | Mr McDonald | | 6 | 0 | 0 |
| Oct 1st | Emeline | | 62 | 10 | 0 |
| " | Press. Alabama Student | | 3 | 4 | 8 |
| 2 | Dom Bill | | 62 | 17 | 9 |
| " | Lord North | | 3 | 3 | 0 |
| " | Mr Wells | | 2 | 2 | 0 |
| 3 | Constable. S & J | | 1 | 2 | 0 |
| 3 | Mr Ragleb | | 30 | 0 | 0 |
| " | Mr Kelby | | 2 | 2 | 0 |
| | | £ | 5891 | 11 | 0 |

| Bill Sent. | NAME. | Amount Charged. | Amount Paid. | | When Paid. |
|---|---|---|---|---|---|
| Oct 31 | Forward | - | £ 891 | 11 | 0 |
| " 4 | Mrs Bullen | | 3 | 3 | 0 |
| 5 | Mrs Parrish | | 2 | 2 | 0 |
| " | S & J. Cornish & Co | | 1 | 2 | 2 |
| 7 | Mrs Symons | | 2 | 2 | 0 |
| " | C P R | | 27 | 10 | 0 |
| " | Mallay | | 25 | 10 | 0 |
| 8 | Mrs Dyer | | 113 | 8 | 0 |
| " | Mrs Cuddy | | 2 | 2 | 0 |
| 9 | R Glover | | 2 | 2 | 0 |
| 16 | Mrs Ferris | | 5 | 0 | 0 |
| 17 | Mrs Dawson | | 2 | 2 | 0 |
| 19 | Mrs McKenzie | | 3 | 3 | 0 |
| 20 | 300 $ 812 | | 160 | 10 | 5 |
| " | Mrs Farmer | | 5 | 5 | 0 |
| 21 | Mrs Portal | | 2 | 2 | 0 |
| " | Maj. Jones | | 5 | 2 | 10 | 0 |
| 21 | C P R, sup chg | | 11 | 15 | 0 |
| 22 | Mrs Lemon | | 2 | 2 | |
| " | Gas | | 25 | 0 | 0 |
| 23 | Mrs Thayer | | 2 | 2 | 0 |
| 24 | Mrs Cole | | 2 | 2 | 0 |
| 28 | Mrs Allen | | 2 | 2 | 0 |
| 29 | Fairfax Rhodes | | 5 | 5 | 0 |
| 30 | Miss Pigott | | 2 | 2 | 0 |
| 30 | Mrs Green | | 5 | 5 | 0 |
| 31 | Mrs Slater | | 2 | 2 | 0 |
| 4 | Mrs Trapp | | 3 | 3 | 0 |
| | | £ | 6362 | 14 | 0 |

| Bill Sent. | Name. | Amount Charged. | Amount Paid. | When Paid. |
|---|---|---|---|---|
| Nov | Forward | | 6362 14 | 0 |
| 5 | Mr Sands | | 5 0 | 0 |
| " | Miss Torbay | | 2 2 | 0 |
| " | Mr Pearce | | 2 2 | 0 |
| " | Mrs Wilkins | | 2 2 | 0 |
| 7 | Miss Slick | | 2 2 | 0 |
| 11 | Book, $1928. | | 400 0 | 0 |
| 12 | Mrs Emmons | | 5 0 | 0 |
| 13 | Miss Sturz | | 2 2 | 0 |
| " | Mr Moore | | 2 2 | 0 |
| " | Insp Bank $672 | | 134 0 | 0 |
| 22 | Mr Truscott | | 10 0 | 0 |
| 23 | Miss Boissier | | 35 13 | 0 |
| " | DP H Exam | | 15 15 | 0 |
| 24 | Mr Greet | | 2 2 | 0 |
| 28 | Mrs Dix | | 2 2 | 0 |
| " | John Locke Examiner | | 3 3 | 0 |
| " | Mr Crane | | 20 10 | 0 |
| " | Bk Montreal (c 1% bonus | | 79 16 | 7 |
| Dec. 1 | Mr Chaffey | | 5 0 | 0 |
| " | Mrs Dix | | 2 2 | 0 |
| " | Mr Thayer | | 2 2 | 0 |
| 5 | Mr Ripley | | 2 2 | 0 |
| 7 | Mr Ponsonby | | 10 10 | |
| " | Mrs Tate | | 2 2 | 0 |
| 8 | Mr Greet | | 2 2 | 0 |
| 12 | Mr Patterson | | 8 8 | 0 |
| " | Mr Black | | 2 2 | 0 |
| | | | £7124 0 | 0 |

| Bill Rent. | Name. | Amount Charged. | | Amount Paid. | | When Paid. |
|---|---|---|---|---|---|---|
| | Forward | | £ | 7124 | 0 | 0 |
| 13 | Exam fees | | | 25 | 0 | 0 |
| " | Presentation fees | | | 70 | 7 | 0 |
| 14 | N G Nation | | | 3 | 1 | 3 |
| " | Mr Meredith | | | 5 | 0 | 0 |
| 18 | Lea Bros. 1st pgm system 2nd Ed | | | 500 | 18 | 8 |
| " | Lady M. Walney | | | 3 | 3 | 0 |
| " | Mr Head | | | 2 | 2 | 0 |
| 19 | W P Bull | | | 52 | 10 | 0 |
| 21 | R Ellis Estate | | | 12 | 12 | 0 |
| 22 | Mr Hart. | | | 2 | 2 | 0 |
| 24 | Mr Ballerson | | | 52 | 10 | 0 |
| 28 | Mr Alexander | | | 2 | 2 | 0 |
| ~~24~~ | ~~Dom Bll (2% Comm.~~ | | | ~~108~~ | ~~19~~ | ~~6~~ |
| 30 | Mr Murray | | | 2 | 2 | |
| 31 | Mrs Wells | | | 26 | 10 | 0 |
| | | | £ | 7884 | 0 | 0 |

| Bill Sent. | NAME. | Amount Charged. | Amount Paid. | When Paid. |
|---|---|---|---|---|
| | | | | |

| Bill Sent. | NAME. | Amount Charged. | Amount Paid. | When Paid. |
|---|---|---|---|---|
| | | | | |

| Bill Sent. | NAME. | Amount Charged. | Amount Paid. | When Paid. |
|---|---|---|---|---|
| | | | | |

| Bill Sent. | NAME. | Amount Charged. | Amount Paid. | When Paid. |
|---|---|---|---|---|

| Bill Sent. | NAME. | Amount Charged. | Amount Paid. | When Paid. |
|---|---|---|---|---|
| | | | | |

| Bill Rent. | Name. | Amount Charged. | Amount Paid. | When Paid. |
|---|---|---|---|---|
| | Sent April 1st | 29 ft p | £ 2 10 | |
| | Mrs Buxton Paris at 2 guineas a mile | | £ | ~~644.0.0~~ |
| | ~~Mrs Ford 10 visits at £52.10.0~~ | | £ | ~~526.0.0~~ |
| | ~~Mrs Raphael Acland house (Mrs Counsel.~~ | | | |
| | ~~12 Cons & Hist with Counsel~~ | | | ~~25.0.0~~ |
| | ~~2 Cons C Goodhart & Counsel at £3~~ | | | ~~6.6.0~~ |
| | Sent July 17th. | | | ~~31.0.0~~ |
| | ~~Mrs Paterson 3 consultations~~ | | | |
| | ~~2 at Bowers hill~~ | ~~Dec 1st~~ | | ~~[illegible].0~~ |
| | Lord Eglington | | 5 | 5 0 |
| | ~~Mrs Bonsonby Blenheim Sent~~ Dec 1 | | ~~10~~ | ~~10.0~~ |
| | Warden Wadham | | 4 | 4 0 |
| | Mrs Goodhue. 2 visits. Lunch | | 105 | 0.0 |
| Sent 9.16.13 | W.P. ~~Mrs Butt. Lower Park. Putney Hill. Sw~~ £38 Kingsway | | ~~52~~ | ~~10.0~~ |
| | ~~E V Loew, c/o W H Goodby 247 5th Ave~~ | | 20 | 0 0 |
| | ~~Mrs Holford~~ | ~~Sent July 25th~~ | ~~18~~ | 10 |
| July 22 | Mrs Burns 69 Brook St. | | 52 | 10 |
| | Mrs W. Jay | | £ 100 | |
| | ~~R. Ellis Sep Cas.~~ | | 12 | 12 |
| | Hon. Mrs O'Brien 22 St Cumberland Pa | Dec 1st | 5 | 5.0 |

| Bill Sent. | NAME. | Amount Charged. | Amount Paid. | Where Paid |
|---|---|---|---|---|
| | | | | |

| Bill Sent. | NAME. | Amount Charged. | Amount Paid. | When Paid. |
|---|---|---|---|---|
| | | | | |
| | | | | |
| | | | | |

| Bill Sent. | NAME. | Amount Charged. | Amount Paid. | When Paid. |
|---|---|---|---|---|

THE

# PRACTITIONER'S

# VISITING-LIST

1914

THIRTY PATIENTS PER WEEK




PHILADELPHIA AND NEW YORK

LEA & FEBIGER

Copyright, 1913, by Lea & Febiger

# CONTENTS.


| | PAGE |
|---|---|
| How to Keep Accounts | 3 |
| How to Keep the Visiting-List | 3 |
| Signs Used in Keeping Visiting-List | 3 |
| Periods of Dentition | 3 |
| To Find Day of Confinement | 4 |
| Thermometric Scales | 4 |
| Weights and Measures (Ordinary and Metric) | 4 |
| Comparative Scales | 5 |
| Examination of the Urine | 6-9 |
| Important Incompatibles | 9 |
| Artificial Respiration | 10 |
| Table of Eruptive Fevers | 11 |
| Poisons and Antidotes | 12-13 |
| Table of Doses | 14-19 |
| Therapeutic Reminders | 20-27 |
| Ligation of Arteries | 28-32 |
| Daily Record | 34-139 |
| General Memoranda | 140-147 |
| Obstetric Engagements and Practice | 148-159 |
| Vaccinations | 160-163 |
| Death Register | 164-167 |
| Addresses of Patients | 168-171 |
| Addresses of Nurses | 172-173 |
| Cash Account | 174-192 |

## HOW TO KEEP ACCOUNTS.

1. Keep your visiting list in such a way that you can fully explain it.
2. Transfer a record of your services at short intervals to a ledger, stating the items.

---

## HOW TO KEEP THE VISITING LIST.

ENTER the names in the proper columns, and, in case of a new patient, the address (or husband's or parent's name and address) in the right-hand page under the head of "Memoranda." Under the proper date make a little dot • in lead pencil for a visit *to be paid*, and if at a special hour, write this down: 10 A. M. When a visit is paid make a diagonal stroke in ink, /. When several visits are paid a series of strokes, ////, may be made, or one with a little star */, and in the memorandum column the number of visits, "*4 visits," may be written in. A night-visit should be marked *N*. For an expected office case a small circle in lead pencil, ○, should be made, and when the patient has come a diagonal stroke in ink, ϕ. For a consultation write *C*, and in the "Memoranda" "Consultation with Dr. ——" (whoever asked you in consultation). When you *call* a consultant mark the visit */, and in the "Memoranda" column write "*Dr. —— in consultation." A confinement case may be marked *Cf.*, and anything special noted in column for memoranda. A vaccination should be marked *V*.

### SIGNS.

| | |
|---|---|
| • | *Visit to be made.* |
| / | *Visit made.* |
| •• | *Second Visit to be made same day.* |
| // | *Second Visit made.* |
| *N* | *Night Visit.* |
| ○ | *Office Visit expected.* |

| | |
|---|---|
| ϕ | *Office Visit.* |
| *C* | *Consultation (when you are the consultant).* |
| *Cf.* | *Confinement Case.* |
| *V* | *Vaccination.* |
| * | *Refers to a special note in column headed "Memoranda."* |

---

## DENTITION.

THE first teeth usually appear at about the seventh month, but they may be cut earlier or later without any presumption of disease. The first or temporary set of teeth numbers twenty, and appears approximately as follows (the numbers indicate months):

| Molars. | Canine. | Incisors. | Canine. | Molars. |
|---|---|---|---|---|
| 24—12 | 18 | 9—7—7—9 | 18 | 12—24 |

The permanent teeth appear about as follows (the numbers indicate years):

| Molars. | Bicuspids. | Canine. | Incisors. | Canine. | Bicuspids. | Molars. |
|---|---|---|---|---|---|---|
| 25—13—6 | 10—9 | 11 | 8—7—7—8 | 11 | 9—10 | 6—13—25 |

## TO FIND DAY OF CONFINEMENT.

COUNT backward three months from the last day of menstruation, and add one year and seven days to the date thus reached. It should never be forgotten that an exact reckoning of the date of confinement is impossible, errors of one or two weeks being sometimes made.

## THERMOMETRIC SCALES.

**To convert Degrees of the Centigrade Scale into those of Fahrenheit:** Multiply the number of the former by 9 and divide by 5; if the temperature was above the freezing-point (0°), add 32°; if it was below the freezing-point, subtract the result from 32°.

**To convert Degrees of the Fahrenheit Scale into those of Centigrade:** If the temperature be above the freezing-point (32°), subtract 32; if it be below the freezing-point, subtract the number from 32; then multiply the remainder by 5 and divide by 9.

In taking temperatures, the thermometer should always be used in the same situation (axilla, mouth, etc.), and left in for the same length of time (from five to seven minutes). It is important also, in keeping a record or making a report, to state the situation of the thermometer.

## ORDINARY WEIGHTS AND MEASURES.

### Troy, or Apothecaries', Weight.

| | | |
|---|---|---|
| 20 grains (gr.) | = 1 scruple (℈) | = 20 grains. |
| 3 scruples | = 1 drachm (ʒ) | = 60 " |
| 8 drachms | = 1 ounce (ʒ) | = 480 " |
| 12 ounces | = 1 pound (℔) | = 5760 " |

### Wine, or Apothecaries', Measure.

| | |
|---|---|
| 60 minims (♏) | = 1 fluidrachm. |
| 8 fluidrachms (fldr.) | = 1 fluidounce. |
| 16 fluidounces (floz.) | = 1 pint. |
| 2 pints (O) | = 1 quart. |
| 4 quarts | = 1 gallon (Cong.) = 231 cubic inches. |

### Linear Measure.

12 lines = 1 inch.

## THE METRIC SYSTEM.

THIS system gets its name from the meter, which is the unit of linear measure. It is equal to 39.370432 inches, or a little over three and one-quarter feet.

The gram is the unit of weight, and is equal to 15.432 grains (Troy).

The liter is the unit of solid or fluid measure, and is equal to 1.0567 quarts.

The names of the higher weights and measures are formed by prefixing to the name of the unit the Greek terms Deka, Hecto, Kilo, and Myria. The names of the fractional weights and measures are formed by prefixing to the name of the unit the Latin terms deci, centi, milli.

**COMPARATIVE SCALES,** showing at a glance the exact equivalent of ordinary weights and measures in those of the Metric System, and *vice versa.*




The equivalents of fractions, whether large or small, may be found with great nicety by these scales. For instance, ¼ grain = ⅛ of the metric equivalent of 7 grains, and 1-200 grain =1-4000 of the metric equivalent of 20 grains. This method is, of course, reversible.

## EXAMINATION OF THE URINE.

No clinical investigation is complete without careful and repeated examination of the urine, microscopically as well as chemically. The most important matters to be considered are—

1. Quantity passed in a given time. 2. Appearance (color, transparency, turbidity, etc.). 3. Odor. 4. Reaction (acid or alkaline). 5. Specific gravity. 6. Proportion of urates. 7. Proportion of phosphates. 8. Absence or presence of albumin, and quantity if present. 9. Absence or presence of sugar, and quantity if present. 10. Character of the sediment microscopically.

For ordinary examinations a sample of the first urine passed in the morning is best. It is sometimes necessary to examine in addition a sample specimen taken from the entire quantity passed during twenty-four hours. At other times it is important to examine that passed at stated periods after meals.

1. *Quantity.*—Instruct the patient to throw away the urine passed at a noted hour, and to collect in one vessel all passed subsequently for twenty-four hours up to the same hour of the following day. This quantity is to be accurately measured. The normal quantity is from 40 to 50 fluidounces. Variations occur within normal limits from excessive or insufficient drinking of water, loss by perspiration, etc. Persistent excess (polyuria) or diminution (oliguria) is pathological. The quantity is increased in diabetes insipidus and diabetes mellitus, in chronic nephritis, and, temporarily, in emotional states, including hysteria. The quantity is diminished in acute nephritis, in the last stages of chronic nephritis, in lithemia, in renal insufficiency, in conditions characterized by feebleness of the heart, in Asiatic cholera, in yellow fever, in acute intestinal obstruction, and in febrile conditions generally.

2. *Appearance.*—Normal urine is of an amber color and transparent. The color of the urine varies with its concentration, and may be altered by drugs. Rhubarb imparts a gamboge-yellow color to acid urine, a violet-red color to alkaline urine. Senna imparts a brownish, logwood a reddish, carbolic and gallic acids each a blackish tinge. Of the more important pathological changes, smokiness or redness is usually due to blood; a greenish-yellow or brownish tint usually indicates bile; a milky appearance is caused by that rare condition, chyluria. Urates and uric acid sometimes impart a bright orange-red tint that may be mistaken for blood. When blood is present, the corpuscles will be seen under the microscope, but there is a condition (*hemoglobinuria*) in which the coloring-matter of the blood, but not the corpuscles, passes into the urine. A special test is here necessary.

Normal urine may become turbid on standing. Nearly always a slight cloud of mucus will form, and urates may deposit on cooling, even when not in excess, if the urine is somewhat concentrated. Urine turbid when passed is pathological. Pus and mucus cause turbidity, the nature of which may be distinguished by microscopic examination. Chemically, pus may be detected by the addition of hydrogen dioxide, which causes effervescence from liberation of oxygen, or by allowing it to settle and adding liquor potassæ after pouring off the supernatant urine, when the pus becomes a ropy, viscid mass, easily recognized by its behavior upon attempting to pour it from the test-tube. Turbidity in an acid urine that

clears up on heating is due to urates. Turbidity, increased or unaffected by heat and cleared up by the addition of nitric acid, is caused by phosphates. Very pale, transparent urine, of high specific gravity, usually contains sugar; if of low specific gravity, and there is polyuria, it may be free from abnormal constituent or may contain sugar and likewise albumin.

3. *Odor.*—Urine has a typical odor, sometimes described as aromatic. If alkaline fermentation take place, the urine becomes ammoniacal. The ingestion of turpentine imparts an odor of violets. The urine of diabetes mellitus sometimes has a sweetish odor. The presence of acetone yields an odor resembling that of chloroform.

4. *Reaction* is to be ascertained soon after the passage of the urine by means of slips of litmus-paper, of which the blue is reddened if the secretion is acid, and the red is made blue if the secretion is alkaline; or by turmeric-paper, which is made brown if the secretion is alkaline. The total twenty-four hours' urine of a healthy person is acid. The urine may be alkaline a few hours after a meal, especially if large quantities of alkali have been taken, in cases in which the stomach has been washed out, and in cases of obstinate vomiting. Ammoniacal fermentation will give an alkaline reaction to urine.

5. *Specific Gravity.*—This is ascertained by means of a special form of hydrometer called a urinometer. Normal specific gravity is about 1018 or 1020. Increased specific gravity (1025 or more) indicates excess of solid matters; if the quantity is scanty, usually these are urates or phosphates, or both; but if the quantity is excessive sugar is usually present. If the specific gravity is low (1010 or less), albumin may be suspected.

6. *Urates and Uric Acid.*—In addition to the high specific gravity and turbidity clearing on heat, as already mentioned, urates and uric acid may be detected by examination of the sediment under the microscope. When urates and uric acid only are present, the urine is usually acid, but urates and phosphates may be present together in a faintly acid, neutral, or alkaline urine. Free uric acid is (practically) always abnormal, and urates in noticeable quantity may usually be considered excessive, but only exact quantitative determination of the entire amount passed in twenty-four hours can make this certain.

7. *Phosphates.*—The proportion of phosphates may be roughly ascertained by adding to some urine in a test-tube half its bulk of a solution of caustic potash (1 : 8), and gently warming the mixture. If the deposit which forms is deeper than $\frac{1}{3}$ of an inch in a test-tube $\frac{3}{4}$ of an inch in diameter, containing the mixture to a height of 2 inches, the phosphates are in excess. If much less, they are below normal. Turbidity of the urine which is cleared up by the addition of a little acetic acid is to be set down to an excess of phosphates, unless the urine is stale, when it may be due to alkaline decomposition.

8. *Albumin.*—Before testing for albumin or sugar, the urine should be filtered until perfectly clear. If alkaline, it must be acidulated by adding a drop or two of acetic acid. The most delicate of the reliable tests for albumin is to gently heat to the boiling-point the upper portion of a test-tube about half filled with urine. A resulting cloudiness is due to albumin or phosphates. The addition of a few drops of *acetic acid* will clear up the turbidity due to phosphates, but will not affect that due to albumin.

*Heller's test* is best performed by putting about 1 inch of nitric acid in a

test-tube, and by means of a pipette allowing a few drops of the filtered urine slowly to trickle down the side of the inclined test-tube, and to lie upon the acid. A more or less white and opaque ring or cloudiness, due to coagulation of the albumin, will form at the junction of the two fluids. The ring may appear at once or develop slowly; hence the test-tube containing the urine and acid should be allowed to stand for about ten minutes before a negative result is recorded.

8. *Sugar.*—The presence of sugar in quantities sufficient to have any pathological significance may be detected by *Boettger's test*, which consists in placing in a test-tube about a drachm each of filtered urine and liquor potassæ, and adding a minute quantity of subnitrate of bismuth. If sugar be present, prolonged boiling will cause a precipitate of metallic bismuth, forming a black deposit at the bottom of the test-tube. A grayish precipitate may be caused by substances other than sugar. The result of the bismuth test is to be corroborated by *Trommer's test*. To the urine alkalinized with potassium hydroxide is added drop by drop a ten-per-cent. solution of copper sulphate until a slight precipitate persists. The occurrence of a yellowish or reddish precipitate of copper oxide on the application of gentle heat indicates the presence of sugar in quantity more than a trace. The reaction will also take place in from six to twenty-four hours without the application of heat.

To determine the *quantity* of sugar, *Fehling's solution* is usually employed. 34.64 grams of pure crystallized copper sulphate are dissolved in pure water, and the solution is made up to 500 c.c. 100 c.c. of sodium hydroxide of a sp. gr. of 1.34 and 175 grams of powdered Rochelle salt are dissolved in 400 c.c. of water, and the solution is also made up to 500 c.c. The two solutions are best kept in separate well-stoppered, dark-colored bottles. For use equal parts are mixed as required. Every 10 c.c. of Fehling's solution requires 5 centigrams of glucose to reduce it completely. The test is best made by placing in a porcelain capsule 5 c.c. each of the two solutions, adding sufficient distilled water to make 50 c.c., and boiling. If no change of color should occur, the test may be proceeded with: 1 part of the urine to be tested having been added to 9 parts of distilled water, this diluted urine is now permitted to slowly flow from a burette into the liquid in the capsule, or is added drop by drop until all the blue color has disappeared. The quantity necessary to effect this may be measured in grams ($g$) or drops ($d$). To ascertain the percentage of sugar the following formula may be used:

$$\frac{50}{g} \text{ or } \frac{772}{d} = \text{percentage.}$$

*Quantity by the Fermentation Process.*—Take specific gravity and record it. Place 8 ounces of urine in a pint bottle, add a piece of compressed yeast about the size of a walnut, insert a perforated cork, and place the bottle in a warm place (86° to 90° F.) for four or five hours or longer. Then allow the urine to cool, and again take sp. gr. Each degree of loss of sp. gr. represents about one grain of sugar to the ounce, or the total number of degrees lost multiplied by 0.23 will give the sugar percentage.

If sugar be found, frequent examinations must be made for

*Acetone.*—To the urine or a distillate thereof is added tincture of iodin or compound solution of iodin and then sufficient ammonia to form a deep-black precipitate. This disappears gradually in the presence of acetone and is replaced by a yellowish precipitate of iodoform, which is

recognizable by its odor and by appearing microscopically as made up of six-sided tables or stars. After this, examination must be made for

*Diacetic Acid.*—Solution of chloride of iron is slowly added to the urine; the phosphates thus precipitated are removed by filtration; and more iron chloride is added. If a Bordeaux-red color results part of the urine is boiled and part heated with sulphuric acid and extracted with ether. If the boiled urine gives no reaction with the iron solution, or only a slight coloration, while the iron-chloride reaction with the ethereal extract fades within twenty-four or forty-eight hours, and if acetone is present (see above), we may conclude that the very grave condition of *diaceturia*, a forerunner of diabetic coma, exists.

10. The character of the microscopic sediment is always of great significance. This part of the examination requires special instruction.

---

## IMPORTANT INCOMPATIBLES.

Acacia (gum), with alcohol, iron, lead-water, and mineral acids.

Acids (mineral), with alkalies and relatively weak salts of other acids, such as bromides, chlorides, and iodides.

Alkalies, with acids and with relatively weak salts.

Antipyrin and antifebrin should be given with alcohol or water only.

Arsenic, with tannic acid, salts of iron, and lime and magnesia.

Bitter infusions and tinctures, with salts of iron and lead.

Bromides, with acids, acid salts, or alkalies.

Calomel, with antipyrin, alkalies, lime-water, salts of iron and lead, and iodide of potassium.

Camphor (spirit of), with water.

Carbonates, with acids and acid salts.

Chloral, with cyanides and alkalies.

Chlorides, with silver salts, lead salts, and alkalies.

Chloroform (except in minute quantity), with water.

Corrosive sublimate, with alkalies, lime-water, salts of iron and lead, iodide of potassium, albumin, gelatine, and vegetable astringents. (It may, however, be advantageously combined with tincture of the chloride of iron and liq. acidi arsenosi, or with iodide of potassium.)

Digitalis, with iron and preparations containing tannic acid.

Iron (salts), with anything containing tannic acid. Tincture of the chloride of iron, with alkalies, carbonates, mucilages, and preparations containing tannic acid.

Mucilages, with acids, iron salts, and alcohol.

Potassium chlorate (and potassium permanganate) should not be rubbed up with tannic acid or other organic oxidizable substance.

Potassium (iodide of), with all strong acids and acid salts. (See Corrosive Sublimate.)

Spirit of nitrous ether, with antipyrin, sulphate of iron, tincture of guaiacum, and most carbonates.

Vegetable preparations holding tannic acid, with salts of iron and lead.

Alkaloids are precipitated or destroyed by tannic acid, alkalies, iodin or iodides, and chlorinous compounds.

## ARTIFICIAL RESPIRATION (Sylvester's Method).

FREE the body from any clothing that binds the neck, chest, or waist; turn it over upon the face for a moment, thrusting a finger into the mouth and sweeping it round, to bring away anything that may have gotten in or accumulated there. Then lay the body flat on the back, with something a few inches high under the shoulders, so as to cause the neck to be stretched out and the chin to be carried from the chest. Draw the tongue well forward out of the mouth and let it be held by an assistant. (If there be no one to do this, a pencil or small stick may be thrust across the mouth on top of the tongue and back of the last teeth, to keep the mouth open and the tongue out of the throat.) Place yourself on your knees behind the head, seize both arms near the elbows and sweep them round horizontally, away from the body and over the head till they meet above it; give a good, strong pull, and keep it up for a

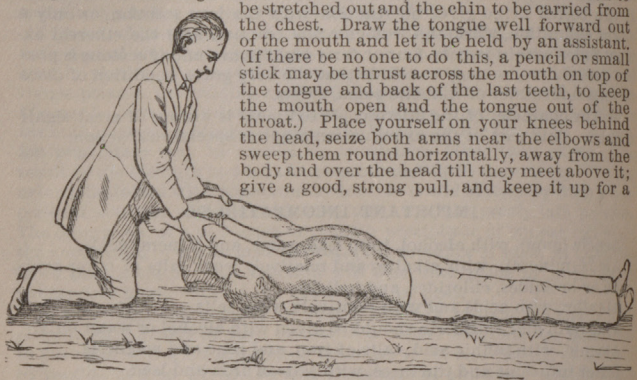

FIG. 1.

few seconds. After this return the arms to their former position alongside the chest, and make strong pressure for a few seconds against the lower ribs, so as to drive the air out of the chest and effect an act of expiration. Rhythmic traction of the tongue may also be practised.

This plan, regularly carried out, will make about 16 complete acts of respiration in a minute. It should be kept up for a long time, and not abandoned until the heart has ceased to beat. It should be remembered that cessation of the pulse at the wrists amounts to nothing as a sign of death, for life may be present when only a most acute ear can detect the sounds of the heart. In a moderately thin person deep pressure with the finger-ends just below the lower end of the breastbone may sometimes reveal pulsation in the aorta when it cannot be found anywhere else.

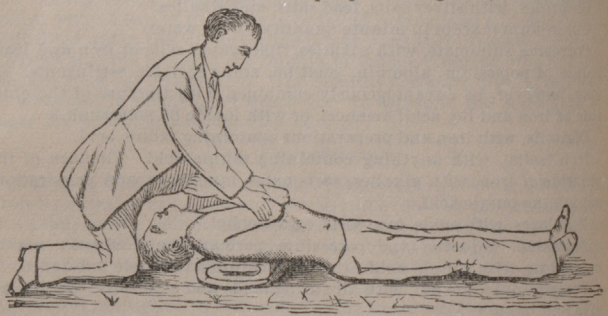

FIG. 2.

TABLE OF ERUPTIVE FEVERS.

| Disease. | Manner of Invasion. | Characteristics of Eruption. | Course of Disease. |
|---|---|---|---|
| Scarlatina (Scarlet fever). | Usually sudden; chilliness; high fever; rapid pulse; flushed face; convulsions or coma; sore throat; "strawberry tongue." Incubation: a few hours to a few days. | Appears very early, often on second day. First on neck and chest. May become universal. May be only about joints and very trifling. Bright scarlet; punctate. Followed by desquamation; skin burning hot; sometimes itches. | Progresses steadily and rapidly. Temperature rises to 104°–106°. Defervescence gradual. Coma a dangerous sign. Albumin in urine common, and often true desquamative nephritis. Dur.: wk. or 10 dys. |
| Rötheln (German measles). | Usually unsuspected. Slight fever or none; mild catarrhal symptoms; vomiting; slight sore throat; enlargement of cervical lymphatic glands almost always present. Incubation: 2 to 3 wks. | Appears early. Often first symptom noted, first on face and neck, then on trunk. Rosy papules, scattered or clustered. Fades in one part and appears in another. Lasts about three days. | Usually mild. Disappears gradually. Duration: week or 10 days. |
| Varicella (Chicken-pox). | Usually unsuspected. Slight fever or none: slight malaise or none. Incubation: about 2 weeks. | Appears early. Usually on chest and shoulders, then on body and limbs and face. Distinct, clear, shot-sized vesicles; sometimes with distinct areola and even umbilicated; appear in successive crops; usually few in number. | Usually mild. Vesicles disappear by drying up. May form pus and leave pits. Duration: about a week. |
| Variola (Smallpox). | Usually sudden; chill; high fever; rapid pulse; violent pain in head and back; debility; mucous membranes often involved. Temperature falls with appearance of rash. Incubation: about 12 days. | Appears on third or fourth day; first on face, and spreads over whole body and limbs in a day or two. Fine shot-like papules; then vesicles; then umbilicated pustules, about eighth day developing adherent crusts; well-marked areola. Intense itching. Peculiar odor. | Symptoms grow worse as pustules mature. Often severe constitutional disturbance. Great restlessness and desire to scratch the eruption. Defervescence gradual and slow. May be interrupted or exacerbate. Crusts fall off, and often leave deep pits (pocks). Duration: about 3 weeks. |
| Morbilli (Measles). | Generally sudden; chilliness or even convulsions; moderate fever; lachrymation; catarrh of respiratory passages; bronchitis Temperature rises with appearance of rash. Incubation 2 wks. | Appears about fourth day; first on face, and spreads to body and limbs. May be limited; usually almost universal. Consists of rosy papules, arranged in parts of circles (crescentic); appears sometimes in successive crops. | Usually mild and regular. Temperature may be high from complications. Lasts about a week. Recovery rapid. Duration: week or 10 days. |

# POISONS AND ANTIDOTES.

THE following table contains suggestions for the proper treatment of those forms of poisoning most likely to occur. Though brief, they are all that will be needed to prompt the physician's memory:

| POISON. | TREATMENT. |
|---|---|
| *Nature unknown* | Provoke repeated vomiting;<br>Give bland liquids;<br>Stimulate, if necessary; keep up breathing. |
| *Acids*—<br>Sulphuric,<br>Nitric,<br>Hydrochloric,<br>Oxalic, | Give an alkali (soap, soda, and whitewash usually at hand); limewater; magnesia;<br>Provoke vomiting; avoid stomach-pump;<br>Give ice cream and bland fluids;<br>Secure rest; relieve pain by opium;<br>Stimulate, if necessary;<br>Feed by enema. |
| *Hydrocyanic Acid* and *Potassium Cyanide* | Stomach-pump or emetic;<br>Stimulate; potassium permanganate;<br>Give dilute ammonia-water—by intravenous injection, if necessary; chlorine-water;<br>Cold affusions;<br>Give atropine, gr. $\frac{1}{60}$, hypodermatically. |
| *Carbolic Acid* and *Creosote* | Give Epsom salts, dilute sulphuric acid; atropine, hypodermatically;<br>Stomach-pump or emetics;<br>White of egg; amyl nitrite;<br>Stimulate; artificial heat. |
| *Alkalies*—<br>Ammonia,<br>Soda,<br>Potash,<br>Lye, | Give vinegar, lemon-juice, or orange-juice, or other acid or a fixed oil;<br>Give bland liquids;<br>Secure rest; relieve pain by opium;<br>Stimulate, if necessary. |
| *Arsenic*—<br>Paris green,<br>Scheele's green,<br>Fowler's solution, | Stomach-pump or emetics;<br>Give hydrated oxide of iron or dialyzed iron and magnesium oxide;<br>Give dose of castor oil;<br>Secure rest;<br>Stimulate, if necessary. |
| *Acetate of Lead* | Stomach-pump or emetics;<br>Give Epsom salt or dilute sulphuric acid;<br>Milk, raw eggs, and water;<br>Morphine hypodermatically for pain;<br>Potassium iodide to eliminate the drug. |
| *Mercury*,<br>*Corrosive sublimate*,<br>*Antimony*,<br>*Tartar Emetic*, | Emetics; careful lavage;<br>Give some infusion containing tannic acid;<br>Give raw eggs and milk; bland liquids;<br>Give dose of castor oil;<br>Stimulate, if necessary. |
| *Copper Salts* | Give albumin (milk, raw eggs); yellow prussiate of potassium;<br>Stomach-pump or emetics;<br>Give bland fluids. |
| *Phosphorus* | Provoke vomiting by repeated five-grain doses of sulphate of copper;<br>Potassium permanganate ($\frac{1}{3}$–$\frac{1}{5}$ per cent.);<br>Give dose of magnesium oxide, but *no* oil. |
| *Nitrate of Silver* (lunar caustic), | Give strong salt and water; } repeat many<br>Provoke vomiting; } times. |
| *Iodine* | Stomach-pump or emetics;<br>Give gelatinized starch and water;<br>Give bland fluids. |

| POISON. | TREATMENT. |
|---|---|
| *Opium*—<br>Morphine,<br>Laudanum,<br>Paregoric, etc., | Stomach-pump; emetic; potassium permanganate, by mouth; adrenalin: ammonia; hot strong coffee by the bowel; atropine, cocaine, or strychnine hypodermatically; oxygen-inhalations; artificial respiration; lingual traction. |
| *Chloral*—<br>Paraldehyde, | Stomach-pump or emetic; artificial heat; massage; stimulate; strychnine; amyl nitrite; artificial respiration. |
| *Nux Vomica*—<br>Strychnine,<br>Picrotoxin, | Stomach-pump or emetic; animal charcoal or tannic acid; bromide and chloral; amyl nitrite; chloroform by inhalation; artificial respiration. |
| *Aconite*—<br>Veratrum viride, | Stomach-pump or emetic; stimulate; heat; atropine; artificial respiration. |
| *Hemlock*,<br>*Toadstool*,<br>*Tobacco, etc., etc.*, | Provoke vomiting and give a purge; tannic or gallic acid;<br>Stimulate well; keep up breathing. |
| *Belladonna* or *Atropine*,<br>*Hyoscyamus* or *Hyoscyamine*,<br>*Duboisia* or *Duboisine*,<br>*Stramonium* or *Daturine*, | Stomach-pump or emetic; stimulate;<br>Enema hot strong coffee; artificial heat; morphine; pilocarpine; physostigmine; artificial respiration. |
| *Alcohol* | Stomach-pump or emetic;<br>Give ammonia and water. |
| *Decayed Meat or Vegetables* | Provoke vomiting; wash out stomach;<br>Give a purgative; give an enema;<br>Give powdered charcoal and hydrogen dioxide. |
| *Poisonous Gases*—<br>Carbonic acid or oxide,<br>Sulphuretted hydrogen, | Fresh air; oxygen;<br>Artificial respiration;<br>Amyl nitrite or nitro-glycerin;<br>Stimulation. |

**To provoke vomiting,** warm water may be used, with or without ground mustard (ʒss to a pint of water), or ipecac (ʒi of the powder or fʒss of the syrup), or a finger may be thrust down the throat. It is best to give large quantities (a pint at a time) of warm water whenever vomiting is to be excited. The stomach-pump or simple siphon-tube, if accessible, is better. Apomorphine (gr. $\frac{1}{12}$–gr. $\frac{1}{8}$) subcutaneously is a reliable emetic.

**Bland liquids** are milk, raw eggs, some sort of oil, mucilage, barley-water, gruel, etc.

**Stimulants** are tea, coffee, whiskey, wine, etc., or ammonia and water. Of this last a teaspoonful in a teacupful of water will be enough for a dose. In making tea or coffee one must not wait to do it as if for the table, but mix hot water and the leaves or grounds, squeeze them well, stir together, and give the whole—leaves, grounds, everything.

**Alkaline antidotes** which are most likely to be at hand are ammonia and water (a tablespoonful in two teacupfuls of water), soap and water, lime, whiting, soda, chalk, tooth-powder, plaster, magnesia, white-wash, and even wood-ashes.

**Acid antidotes** most commonly accessible are vinegar and lemon-juice.

In giving an antidote it is well to remember that it is not always necessary to wait for it to dissolve, but that it may be stirred up in any fluid at hand (except oil), and swallowed immediately.

**Antagonists** are drugs which physiologically oppose the poison, as atropine to opium, chloral to strychnine, pilocarpine to atropine.

# TABLE OF DOSES.

Maximum doses, as a rule, are not intended to be repeated.

*For hypodermatic use* the dose should be *half* that used by the mouth.

*For use by rectum* the dose should be *twice* that used by the mouth.

*Doses for Children.*—Dr. Young's rule: Add 12 to the age, and divide by the age to give the denominator of a fraction, the numerator of which is 1. Example: For a child two years old, $\frac{12+2}{2}=\frac{1}{7}$; the dose should be $\frac{1}{7}$th that for an adult. In giving powerful medicines and opium still smaller doses must be used for children.

| Remedies. | Grains or minims. | Grams or cubic centimeters. |
|---|---|---|
| Acetanilidum (antifebrin) | 2—7 | 0.13 — 0.5 |
| Acetphenetidinum(phenacetin) | 2—6 | 0.13 — 0.35 |
| Acid, benzoic | 5—15 | 0.32 — 1. |
| boric | 5—10 | 0.32 — 0.65 |
| camphoric (to check night-sweats) | 15—30 | 1 — 2. |
| gallic | 3—60 | 0.2 — 4. |
| hydriodic dil. | 10—60 | 0.6 — 4. |
| hydrobrom. dil. | 10—60 | 0.6 — 4. |
| hydrochlor. dil. | 5—20 | 0.3 — 1.3 |
| hydrocyan. dil. | 2—6 | 0.12 — 0.35 |
| nitric. dil. | 5—20 | 0.3 — 1.3 |
| nitro-hydrochlor. dil. | 5—20 | 0.3 — 1.3 |
| phosphoric. dil. | 5—30 | 0.3 — 2. |
| salicylic. | 5—20 | 0.3 — 1.3 |
| sulphuric. arom. | 5—15 | 0.3 — 1. |
| sulphuric. dil. | 5—30 | 0.3 — 2. |
| tannic | 2—10 | 0.13 — 0.65 |
| Aconitina (white crystals) | $\frac{1}{300}$—$\frac{1}{200}$ | 0.0002— 0.0003 |
| Adonidin (heart-tonic) | $\frac{1}{10}$—$\frac{1}{3}$ | 0.006 — 0.02 |
| Adrenalin (vaso-constrictor) locally | . . . | 1 : 10,000 to 1 : 1,1000 |
| Aloinum | $\frac{1}{8}$—3 | 0.008 — 0.2 |
| Alumen (as astringent) | 2—10 | 0.13 — 0.65 |
| Ammonii benzoas | 10—20 | 0.65 — 1.3 |
| bromid. | 5—30 | 0.32 — 2. |
| carb. | 3—10 | 0.2 — 0.65 |
| chlorid. | 10—30 | 0.65 — 2. |
| iodid. *vel* valer. | 2—15 | 0.13 — 1. |
| Amyl nitris (inhaled or internally) | 2—5 | 0.1 — 0.32 |
| Antimon. et pot. tart.; diaph. | $\frac{1}{20}$—$\frac{1}{10}$ | 0.003 — 0.006 |
| et pot. tart.; emetic | 1—2 | 0.06 — 0.13 |
| Antipyrine | 2—15 | 0.13 — 1. |
| Apiol | 5—10 | 0.3 — 0.6 |
| Apomorph. hydrochlor. | $\frac{1}{30}$—$\frac{1}{10}$ | 0.002 — 0.006 |
| Argenti nitras | $\frac{1}{6}$—$\frac{1}{2}$ | 0.01 — 0.032 |
| oxidum | $\frac{1}{2}$—2 | 0.032 — 0.13 |
| Arseni bromidum *vel* iodidum | $\frac{1}{64}$—$\frac{1}{16}$ | 0.001 — 0.004 |
| trioxidi (arsenous) | $\frac{1}{64}$—$\frac{1}{20}$ | 0.001 — 0.003 |
| Aspirin | 5—10 | 0.32 — 0.6 |
| Atropine sulphas | $\frac{1}{128}$—$\frac{1}{32}$ | 0.0005— 0.002 |
| Auri et sodii chlorid | $\frac{1}{32}$—$\frac{1}{8}$ | 0.002 — 0.008 |
| Barii chlorid | $\frac{1}{4}$—5 | 0.032 — 0.3 |
| Benzonaphthol | 2—10 | 0.13 — 0.65 |
| Beta-naphthol | 2—5 | 0.13 — 0.32 |

| Remedies. | Grains or minims. | Grams or cubic centimeters. |
|---|---|---|
| Bismuthi salicylas *vel* subgallas | 5—20 | 0.32 — 1.3 |
| subcarbonas *vel* subnitras | 5—60 | 0.32 — 4. |
| Bromoformum (in whooping-cough, etc.) | 3—5 | 0.02 — 0.3 |
| Butyl-chloral hydrate | 5—10 | 0.32 — 0.65 |
| Caffeina | 1—5 | 0.065 — 0.32 |
| Calcii chlorid. hydrat. | 5—20 | 0.32 — 1.3 |
| Camph. monobrom. | 2—5 | 0·13 — 0.32 |
| Cerii oxalas | 1—10 | 0.065 — 0.65 |
| Chloralformamidum (chloralamid) | 15—60 | 0.2 — 4. |
| Chloralose (hypnotic, sedative) | 3—15 | 1. — 1 |
| Chloralum hydratum | 3—20 | 0.2 — 1.3 |
| Chloretone | 10—20 | 0.65 — 1.3 |
| Chloroformum | 1—15 | 0.06 — 1. |
| Cinchonidina, and its salts | 5—30 | 0.32 — 2. |
| Cocaïna (locally, 1 to 4% sol.) internally | $\frac{1}{16}$—$\frac{1}{2}$ | 0.004 — 0.032 |
| Codeina | $\frac{1}{16}$—2 | 0.004 — 0.13 |
| Colchicina | $\frac{1}{100}$—$\frac{1}{50}$ | 0.0006— 0.0013 |
| Coniina, and its salts | $\frac{1}{100}$—$\frac{1}{50}$ | 0.0006— 0.0013 |
| Copaiba | 15—60 | 1. — 4. |
| Creosote valerate *vel* carbonate | 3—30 | 0.2 — 2. |
| Creosotum | $\frac{1}{4}$—20 | 0.032 — 1.3 |
| Croton chloral | 1—5 | 0.065 — 0.32 |
| Cupri acetas | $\frac{1}{8}$—$\frac{1}{6}$ | 0.008 — 0.03 |
| arsenis | $\frac{1}{100}$ | 0.0006 |
| sulphas | $\frac{1}{16}$—$\frac{1}{4}$ | 0.004 — 0.015 |
| Digitalinum | $\frac{1}{12}$—$\frac{1}{8}$ | 0.005 — 0.03 |
| Digitalis | $\frac{1}{8}$—2 | 0.008 — 0.13 |
| Dionin | $\frac{1}{4}$—$\frac{1}{6}$ | 0.015 — 0.032 |
| Dormiol | 5—15 | 0.32 — 1. |
| Duboisina, and salts | $\frac{1}{128}$—$\frac{1}{60}$ | 0.0005— 0.001 |
| Elaterinum | $\frac{1}{60}$—$\frac{1}{12}$ | 0.001 — 0.005 |
| Elaterium | $\frac{1}{16}$—$\frac{1}{4}$ | 0.004 — 0.016 |
| Ergotinum | 2—8 | 0.13 — 0.5 |
| Ethyl carbamate (urethane) | 10—30 | 0.6 — 2. |
| Ethyl iodidum (inhalation) | 5—20 | 0.3 — 1.3 |
| Euquinin | 2—7 | 0.13 — 0.5 |
| Europhen | $\frac{1}{4}$—2 | 0.16 — 0.13 |
| Extractum aconiti | $\frac{1}{12}$—$\frac{1}{4}$ | 0.005 — 0.015 |
| aloes | $\frac{1}{2}$—5 | 0.03 — 0.3 |
| bellad. foliorum | $\frac{1}{8}$—$\frac{1}{2}$ | 0.01 — 0.032 |
| cannab. ind. (with caution) | $\frac{1}{16}$—$\frac{1}{8}$ | 0.004 — 0.032 |
| cimicifugæ | 1—5 | 0.06 — 0.3 |
| colchici cormi | $\frac{1}{4}$—2 | 0.05 — 0.1 |
| colocynthidis comp. | 5—15 | 0.32 — 1. |
| digitalis | $\frac{1}{8}$—1 | 0.008 — 0.065 |
| ergotæ | $\frac{1}{2}$—15 | 0.032 — 1. |
| euonymi | 3—10 | 0.2 — 0.6 |
| euphorbiæ pilulifera | 30—60 | 2. — 4. |
| hæmatoxyli | 10—30 | 0.65 — 2. |
| hyoscyami | $\frac{1}{4}$—2 | 0.032 — 0.13 |
| ignatiæ | $\frac{1}{8}$—$\frac{1}{4}$ | 0.008 — 0.032 |
| jalapæ | 5—10 | 0.32 — 0.65 |
| krameriæ | 5—10 | 0.3 — 0.6 |
| nucis vomicæ | $\frac{1}{4}$—$\frac{1}{2}$ | 0.008 — 0.032 |
| opii | $\frac{1}{4}$—1 | 0.008 — 0.06 |
| physostigmatis | $\frac{1}{16}$—$\frac{1}{8}$ | 0.004 — 0.01 |
| podophylli | $\frac{1}{2}$—3 | 0.03 — 0.2 |
| rhamni purshianæ | 2—5 | 0.12 — 0.3 |
| rhei | 2—5 | 0.12 — 0.3 |
| scopolæ | $\frac{1}{6}$—$\frac{1}{2}$ | 0.01 — 0.02 |
| stramonii | $\frac{1}{4}$—$\frac{1}{2}$ | 0.015 — 0.03 |
| sumbul | 2—5 | 0.12 — 0 3 |
| taraxaci | 5—60 | 0.32 — 4. |
| Fel bovis purif. | 5—10 | 0.32 — 0.65 |

| Remedies. | Grains or minims. | Grams or cubic centimeters. |
|---|---|---|
| Ferri arsen. | $\frac{1}{20}$—$\frac{1}{8}$ | 0.003 — 0.01 |
| bromid | 1—5 | 0.065 — 0.32 |
| cacodylatis | $\frac{1}{4}$—1 | 0.016 — 0.065 |
| carb. sacch. | 2—15 | 0.13 — 1. |
| hypophosphis | 5—10 | 0.32 — 0.65 |
| iodidum sacch. | 2—5 | 0.13 — 0.32 |
| lactas | 1—3 | 0.065 — 0.2 |
| oxid. hydrat. cum magnes. (antidote to arsenic) | f ʒ ½—f ʒ 1 frequently | 16. —32. |
| pyrophosphas | 1—5 | 0.065 — 0.32 |
| sulphas | 1—3 | 0.06 — 0.2 |
| sulphas exsiccat. | $\frac{1}{2}$—2½ | 0.032 — 0.15 |
| valer. | 1—3 | 0.065 — 0.2 |
| Ferrum dialys. | 1—1› | 0.065 — 1. |
| reduct. | 1—5 | 0.065 — 0.32 |
| Fluidextractum aconiti | $\frac{1}{2}$—2 | 0.03 — 0.12 |
| apocyni | 5—30 | 0 3 — 2. |
| belladonnæ radicis | 1—2 | 0.06 — 0.12 |
| berberidis | 15—60 | 1. — 4. |
| cannabis indicæ | 1—3 | 0.06 — 0.2 |
| cimicifugæ | 10—30 | 0.6 — 2. |
| cholchici seminis | 2—5 | 0.12 — 0.3 |
| conii | 2—5 | 0.12 — 0.3 |
| convallariæ | 4—8 | 0.25 — 0.5 |
| digitalis | 1—2 | 0.06 — 0.12 |
| ergotæ | 30—60 | 2. — 4. |
| gelsemii | 2—10 | 0.12 — 0.6 |
| hyoscyami | 5—16 | 0.3 — 1. |
| krameriæ | 10—30 | 0.6 — 2. |
| lobeliæ | 5—30 | 0.3 — 2. |
| nucis vomicæ | 1—5 | 0.06 — 0.3 |
| pilocarpi | 30—60 | 2. — 4. |
| rhamni purshianæ | 16—30 | 1. — 2. |
| rhamni purshianæ aromaticum | 16—30 | 1. — 2. |
| sanguinariæ | 1—5 | 0.06 — 0.3 |
| scopolæ | 1—3 | 0.06 — 0.2 |
| senegæ | 10—20 | 0.60 — 1.2 |
| staphisagriæ | 1—2 | 0 06 — 0.12 |
| stramonii | 1—3 | 0.06 — 0.2 |
| viburni prunifolii | 60—120 | 4. — 8. |
| Glandulæ pituitariæ siccæ | 2—5 | 0.12 — 0.3 |
| suprarenales siccæ | 1—5 | 0.06 — 0.3 |
| thyroidiæ siccæ | $\frac{1}{4}$—5 | 0.015 — 0.3 |
| Glyceritum ferri, quininæ et strychninæ phosphatum | 16—30 | 1. — 2. |
| Guaiacol | $\frac{1}{4}$—5 | 0.015 — 0.3 |
| carbonas *vel* benzoas | 2—10 | 0.13 — 0.65 |
| valerate | 2—10 | 0.12 — 0.65 |
| Haffkine's prophylactic vaccine (subcutaneously) | 15—75 | 1. — 5. |
| Heroin | $\frac{1}{12}$—$\frac{1}{3}$ | 0.005 — 0.02 |
| Hexamethylenamine (urotropin) | 3—10 | 0.2 — 0.6 |
| Hydrarg. chlor. corros. | $\frac{1}{64}$—$\frac{1}{10}$ | 0.001 — 0.006 |
| chlor. mite | $\frac{1}{16}$—10 | 0.004 — 0.65 |
| iodid. flav. | $\frac{1}{6}$—1 | 0.01 — 0.065 |
| iodid. rubr. | $\frac{1}{150}$—$\frac{1}{10}$ | 0.0013— 0.006 |
| subsulphas flav., as emetic | 2—5 | 0.13 — 0.35 |
| c. creta | 3—8 | 0.2 — 0.5 |
| Hydrastina | $\frac{1}{4}$—1 | 0.016 — 0.06 |
| Hydrastininæ hydrochloridum | $\frac{1}{4}$—1 | 0.016 — 0.065 |
| Hydrogeni dioxid. (10 vol. sol.) | 30—120 | 2. — 8. |
| Hyoscinæ hydrobrom. | $\frac{1}{150}$—$\frac{1}{70}$ | 0.0003— 0.0009 |
| Hyoscyaminæ sulph. | $\frac{1}{200}$—$\frac{1}{60}$ | 0.0003— 0.001 |

| Remedies. | Grains or minims. | Grams or cubic centimeters. |
|---|---|---|
| Ichthalbin | 2—5 | 0.13 — 0.32 |
| Ichthyol (locally, 10 to 50%) (internally) | 3—5 | 0.2 — 0.32 |
| Infusum digitalis | f ʒ 1—f ʒ 4 | 4. —16. |
| Iodoformum | 1—5 | 0.065 — 0.32 |
| Iodol | $\frac{1}{6}$—$\frac{1}{3}$ | 0.01 — 0.032 |
| Ipecacuanha { expect. | $\frac{1}{2}$—1 | 0.01 — 0.065 |
| Ipecacuanha { emet. | 15—30 | 1. — 2. |
| Jalapa | 15—30 | 1. — 2. |
| Liq. ammon. acet. | f ʒ 2—f ʒ 8 | 8. —32. |
| arsen. et hydr. iod., potassii arsenit., sodii arsenatis, *To be increased cautiously.* | 1—5 | 0.06 — 0.3 |
| sodii phosphatis | 120—240 | 8. —16. |
| ferri chloridi | 2—10 | 0.13 — 0.65 |
| ferri dialys. | 10—30 | 0.65 — 2. |
| potassii citrat. | f ʒ 2—f ʒ 4 | 8. —16. |
| Lithii benzoas *vel* bromid. *vel* salicylas | 5—20 | 0.32 — 1.3 |
| carb. *vel* citras | 2—10 | 0.13 — 0.65 |
| Magnesii carb. | 15—60 | 1. — 4. |
| citr. gran. | ʒ 2—ʒ 8 | 8. —32. |
| Malakin (analgesic, antipyretic) | 15—20 | 1. — 1.3 |
| Mangani oxid. nigr. | 1—5 | 0.065 — 0.32 |
| Manganii hypophosphis | 2—5 | 0.12 — 0.3 |
| Massa copaibæ | 5—30 | 0.32 — 2. |
| ferri carb. | 5—15 | 0.32 — 1. |
| hydrarg. | 1—15 | 0.065 — 1. |
| Mercurol | $\frac{1}{4}$—2 | 0.016 — 0.13 |
| Methylthionine hydrochloride, methylene blue, with powdered nutmeg (malarial fever) | 1—5 | 0.06 — 0.3 |
| Mist. asafœtidæ | f ʒ 1—f ʒ 8 | 4. —32. |
| chloroformi | f ʒ 1—f ʒ 4 | 4. —16. |
| ferri et amm. acet. | f ʒ 1—f ʒ 4 | 4. —16. |
| glycyrrhizæ comp. | f ʒ 1—f ʒ 4 | 4. —16. |
| magnes. et asafœt. | f ʒ 1—f ʒ 4 | 4. —16. |
| rhei et sodæ | f ʒ $\frac{1}{2}$—f ʒ 1 | 16. —32. |
| Morphina, and its salts | $\frac{1}{16}$—$\frac{1}{2}$ | 0.004 — 0.032 |
| Moschus | 2—15 | 0.13 — 1.0 |
| Naphthalenum | 1—3 | 0.06 — 0.2 |
| Nitro-glycerinum (*Trinitrin. Spts. Glycerylis trinitratis*), 1% solution | gtt. 1, increased. | 0.06, increased. |
| Oleoresina aspidii (filix mas) | 15—60 | 1. — 4. |
| capsici | $\frac{1}{2}$—$\frac{1}{2}$ | 0.01 — 0.03 |
| cubebæ | 5—20 | 0.3 — 1.3 |
| Oleum copaibæ | 8—15 | 0.5 — 1. |
| erigerontis | 5—15 | 0.3 — 1. |
| eucalypti | 5—10 | 0.3 — 0.6 |
| gaultheriæ | 3—10 | 0.2 — 0.6 |
| santali | 10—30 | 0.06 — 2. |
| terebinthinæ | 2—30 | 0.12 — 2. |
| tiglii | gtt. $\frac{1}{2}$—2 | 0.03 — 0.12 |
| Opium pulvis (12% morphine) | $\frac{1}{8}$—2 | 0.008 — 0.13 |
| Pancreatin | 10—20 | 0.65 — 1.3 |
| Paraldehyde | 20—60 | 1.3 — 4. |
| Pelletierine tannate | 3—5 | 0.2 — 0.3 |
| Phenocoll hydrochloride | 8—15 | 0.5 — 1. |
| Phenol (carbolic acid) | $\frac{1}{6}$—1$\frac{1}{2}$ | 0.032 — 0.1 |
| Phenyl salicylate (salol) | 5—20 | 0.3 — 1.2 |
| Phosphorus | $\frac{1}{125}$—$\frac{1}{50}$ | 0.0005— 0.0013 |
| Physostigminæ sulphas | $\frac{1}{125}$—$\frac{1}{60}$ | 0.0005— 0.0011 |
| Picrotoxinum | $\frac{1}{60}$—$\frac{1}{10}$ | 0.0011— 0.0065 |
| Pilocarpina, and salts | $\frac{1}{64}$—$\frac{1}{2}$ | 0.001 — 0.032 |
| Piperazin | 15 (daily). | 1. (daily) |

| Remedies. | Grains or minims. | Grams or cubic centimeters. |
|---|---|---|
| Plumbi acetas | ½—3 | 0.032 — 0.2 |
| Potassii acetas *vel* bicarbonas | 15—60 | 1. — 4. |
| bitartras *vel* bromidum | 8—60 | 0.5 — 4. |
| chloras | 5—20 | 0.32 — 1.3 |
| cyanidum | 1/20—½ | 0.003 — 0.008 |
| iodidum | 5—60 | 0.32 — 4. |
| nitras | 2—15 | 0.13 — 1. |
| permanganas | ½—5 | 0.032 — 0.32 |
| Pulvis acetanilidi comp. | 5—10 | 0.3 — 0.6 |
| glycyrrhizæ comp. | 30—60 | 2. — 4. |
| ipecac. et opii | 5—15 | 0.32 — 1. |
| jalapæ comp. | 10—60 | 0.65 — 4. |
| morphinæ comp. | 5—15 | 0.32 — 1. |
| rhei comp. | 5—60 | 0.32 — 4. |
| Resina copaibæ | 2—10 | 0.13 — 0.65 |
| euonymi | 2—5 | 0.13 — 0.32 |
| guaiaci | 5—20 | 0.32 — 1.3 |
| jalapæ | 2—5 | 0.13 — 0.32 |
| podophylli | 1/12—½ | 0.005 — 0.032 |
| scammonii | 2—10 | 0.13 — 0.65 |
| Resorcinol | 2—5 | 0.13 — 0.32 |
| Rheum | 2—30 | 0.13 — 2. |
| Saccharin (benzosulphinidum) | ½—5 | 0.03 — 0.32 |
| Salipyrin (antipyretic, antineuralgic) | 8—15 | 0.5 — 1. |
| Salvarsan | 5—7 | 0.3 — 0.5 |
| Santoninum | ½—5 | 0.015 — 0.32 |
| Scopolaminæ hydrobromidum | 1/240—1/100 | 0.00027— 0.00064 |
| Serum, antidiphthericum (subcutaneously) | 1000 to 10,000 | units |
| antidysentericum (subcutaneously) | 1½—3 ℥ | 10 — 20 |
| antimengococcic (subarachnoid) | 4—12 ℥ | 15 — 45 |
| antiplague (subcutaneously) | 5—15 ℥ | 20 — 60 |
| antipneumococcic " | 5—10 ℥ | 20. —40. |
| antistreptococcic " | 2½—8 ℥ | 10. —30. |
| antivenomous " | 2½—5 ℥ | 10. —20. |
| Sodii arsenas | 1/24—1/10 | 0 001 — 0.006 |
| arsenas exsiccatus | 1/100—1/20 | 0.0006 — 0.0032 |
| benzoas | 5—15 | 0.32 — 1. |
| boras *vel* bromidum | 5—30 | 0.32 — 2. |
| hypophosphis | 5—15 | 0.3 — 1. |
| iodidum | 2—30 | 0.13 — 2. |
| nitris | 1—5 | 0.065 — 0.32 |
| phosphas | 60—120 | 4. — 8. |
| salicylas | 5—30 | 0.32 — 2. |
| Sodium cacodylate | ½—5 | 0.032 — 0.32 |
| Somnal | 30—45 | 2. — 3. |
| Sparteinæ sulph. (cardiant and diuretic) | 1/16—2 | 0.004 — 0.13 |
| Spiritus ætheris nitrosi | 15—120 | 1. — 8. |
| ætheris comp. | 15—120 | 1. — 8. |
| ammoniæ arom. | 15—60 | 1. — 4. |
| camphoræ | 5—30 | 0.32 — 2. |
| chloroformi | 15—60 | 1. — 4. |
| Strontii lactas *vel* bromidum *vel* iodidum *vel* salicylas | 5—30 | 0.32 — 2. |
| Strophanthin | 1/320—1/160 | 0.0002— 0.0004 |
| Strychnina, and salts | 1/64—1/20 | 0.001 — 0 0032 |
| Stypticin (Cotarnin hydrochloride) | 1—4 | 0.06 — 0.25 |
| Sulphonethylmethane (trional) | 5—20 | 0.3 — 1 2 |
| Sulphonmethane (sulphonal) | 5—20 | 0.3 — 1.2 |
| Sulphur | 3 ½—3 4 | 2. —16. |
| Syr. ferri iodidi | 5—30 | 0.3 — 2. |
| scillæ comp. | 5—30 | 0.3 — 2. |
| Tannalbin, Tannigen, Tannoform | 5—15 | 0.32 — 1. |
| Terebene | 5—15 | 0 3 — 1. |

| Remedies. | Grains or minims. | Grams or cubic centimeters. |
|---|---|---|
| Terpin hydrate (tonic expectorant) | 2—5 | 0.13 — 0.3 |
| Tetanus antitoxin (subcutaneously) | 75—300 | 5. —20. |
| Tetronal (hypnotic) | 15—60 | 1. — 4. |
| Theobrominæ et sodii salicylas (diuretic) | 5—30 | 0.32 — 2. |
| Thymol | 1—5 | 0.065 — 0.32 |
| Tinct. aconiti | 3—10 | 0.2 — 0.6 |
| aloes | 15—60 | 1. — 4. |
| asafœtidæ | 30—60 | 2. — 4. |
| belladonnæ foliorum | 2—15 | 0.12 — 1. |
| cannabis ind. | 5—20 | 0.3 — 1.3 |
| capsici | 8—15 | 0.5 — 1. |
| cimicifugæ | 30–60 | 2. — 4. |
| cinchonæ comp. | 15—120 | 1. — 8. |
| colchici sem. | 5—20 | 0.3 — 1.3 |
| digitalis | 3—15 | 0.2 — 1. |
| ferri chloridi | 10–30 | 0.6 — 2. |
| gambir comp. | 30—60 | 2. — 4. |
| gelsemii | 2—15 | 0.12 — 1. |
| guaiaci ammon. | 30–60 | 2. — 4. |
| hydrastis | 30—120 | 2. — 8. |
| hyoscyami | 5—30 | 0.3 — 2. |
| ignatiæ | 5—15 | 0.3 — 1. |
| iodi comp. | 5—15 | 0.3 — 1. |
| kino | 15—120 | 1. — 8. |
| lobeliæ | 5—30 | 0.3 — 2. |
| moschi | 15—60 | 1. — 4. |
| nucis vomicæ | 5—15 | 0.3 — 1. |
| opii | 2—15 | 0.12 — 1. |
| opii camph. | 5—240 | 0.3 —16. |
| physostigmatis | 5—15 | 0.3 — 1. |
| stramon. | 5—10 | 0.3 — 1. |
| strophanthi (cardiant and diuretic) | 2—10 | 0.12 — 0.65 |
| valer. ammon. | 10—120 | 0.6 — 8. |
| veratr. | 3—10 | 0.2 — 0.6 |
| Uranium nitrate | 5—10 | 0.32 — 0.65 |
| Urea | 20—60 | 0.32 — 4. |
| Vaccine (subcutaneously). | | |
| acne | Initial dose 5 to 25 millions killed bacteria. | |
| bacilli coli | " 10 to 50 " | " |
| Friedlander | " 250 " | " |
| gonococcic | " 10 to 50 " | " |
| pneumococcic | " 10 to 50 " | " |
| pneumococcic mixed | " ¼ to 1 c.c. | |
| pyocyaneus | " 10 to 50 millions killed bacteria. | |
| scarlet fever | " 10 to 50 " | " |
| staphylococcic | " 50 to 250 " | " |
| streptococcic | " 50 to 250 " | " |
| typhoid | " 50 to 250 " | " |

| Remedies. | Gr. or min. | Gm. or c.c. |
|---|---|---|
| Veronal | 5—15 | 0.32 — 1. |
| Vin. antim. expectorant and alterative | 1—8 | 0.06 — 0.5 |
| Vin. antim. emet. | 30—75 | 2. — 5. |
| colchici seminis | 5—15 | 0.3 — 1. |
| ergotæ | f℥ 1—f℥ 3 | 4. —12. |
| ipecac. expect. | 5—15 | 0.3 — 1. |
| ipecac. emet. | f℥ 2—f℥ 6 | 8. —24. |
| opii | 5—15 | 0.3 — 1. |
| Zinci acet. | ½—2 | 0.032 — 0.13 |
| oxid | 1—5 | 0.06 — 0.3 |
| phenosulphonas (sulphocarbolas) | 1—5 | 0.06 — 0.32 |
| phosphid | 1/10—⅛ | 0.006 — 0.01 |
| sulphas alterative | ¼—6 | 0.015 — 0.4 |
| sulphas emetic | 15—30 | 1. — 2. |
| valeras | ½—5 | 0.032 — 0.32 |

# THERAPEUTIC REMINDERS.

### Abscess.

Camphor and phenol locally, to abort.
Calcium sulphide. Cod-liver oil.
Hydrogen peroxide, 10 per cent. solution, to wash out.
Incision and antiseptic irrigation.
Iodoform gauze, packed, or oily solution of iodoform injected.
Iron. Quinine. Guaiacol.

### Acne.

Fowler's solution. Laxatives.
Hot-water face-bath, followed by sulphur ointment or lotion. [liver oil.
Biaud's pill. Opsonic treatment. Cod-
Solution of resorcinol, locally.
Staphylococcic vaccine.

### Adenitis.

Hydrated calcium chloride (gr. 5).
Ichthyol, iodoform or iodoform-collodion, iodine ointment, tincture of iodine, kaolin poultice, locally.
Iron, syrup of the iodide, gtt. 5 to 30.
Removal of gland. Guaiacol. Tonics.

### Anæmia.

Arsenic and iron, singly or combined.
Beta-naphthol. Bitters, with iron.
Raw eggs and milk.
Creosote. Bone-marrow. Lecithin.
Hypophosphites with cod-liver oil.
Laxatives and mineral acids.
Massage. Mercury in syphilitic cases.
Oxygen by inhalation.
Nitro-glycerin to relax vessels.
Pepsin or pancreatin.
Quinine in malarial cases.
Syrup of phosphate of iron, peroxide of hydrogen (10 vol. solution), and glycerin, equal parts (f3ij in water).

### Angina Pectoris.

Alcohol, when vascular relaxation.
Arsenic. Diet.
Ether, hypodermically during attack.
Iodides or salicylates.
Morphine, gr. $\frac{1}{4}$ to $\frac{1}{2}$, hypodermically.
Nitrite of amyl, gtt. 5, from handkerchief during attack.
Nitrite of sodium or potassium, gr. $\frac{1}{8}$ to 5, thrice daily.
Nitro-glycerin.
Removal of infecting cause, such as bad teeth, nasal or other infection.

### Ankylostomiasis (Hookworm).

Thymol to remove parasites, followed by hæmatics to overcome anæmia.

### Apoplexy.

Croton oil, 1 drop in glycerin on tongue. Calomel, 5 to 10 gr.
Elaterin, gr. $\frac{1}{4}$ in butter on tongue.
Massage and electricity contraindicated in inflammation.
Opium and calomel in meningitis.
Potassium iodide after attack.
Trephining in selected cases.
Venesection, if patient is full-blooded.
Veratrum viride or aconite, when venesection is impossible.

### Asthma.

Adrenalin, hypodermically. Restricted diet.
Amyl nitrite inhaled. Arsenic.
Aspidospermin.
Belladonna, with morphine.
Bromides before retiring.
Coffee, strong black, in intervals.
Chloroform inhaled relaxes, liniment to chest prevents, spasm.
Fumes of potassium nitrate, with belladonna and stramonium.
Grindelia. Hyoscin. Tincture of lobelia. Ipecacuanha, to nausea.
Morphine, hypodermically.
Nitro-glycerin. Paraldehyde. Potassium iodid. Salicylates.
Euphorbia.
Sodium nitrite. Strychnine and atropine, hypodermatically.

### Bed-sores.

Alum, with spirit of camphor and white of egg. Adhesive plaster.
Antiseptic wash, with iodoform.
Collodion. Iodoform collodion.
Glycerin, after washing and rubbing
Soap plaster, after washing with bichloride solution, with iodoform.
Zinc ointment or dusting-powder.
Balsam of Peru, ointment.

### Bright's Disease, Acute.

Rest in bed. Basham's mixture.
Cannabis indica, in hæmaturia.
Cups or leeches, over loins if urine scanty.
Digitalis, with squill or calomel, gradually increased, followed by infusion of juniper berries and cream of tartar.
Heat. Milk diet. Buttermilk.
Gallic acid and ergot, to control hæmaturia. Methylene-blue.
Pilocarpine hydrochloride, gr. $\frac{1}{8}$ to $\frac{1}{20}$, hypodermically, for uræmia.
Saline diuretics and diaphoretics.

### Bright's Disease, Chronic.

Chloride of gold and sodium.
Chloride of iron, in anæmia, to decrease albuminuria. Nitroglycerin.
Lithium salts, in gouty. Milk diet.
Mercuric chlor. Oxygen inhalations.
Potassium acetate, with juniper.
Potassium iodide, gr. 5, thrice daily.
Sodium arsenite, gr. $\frac{1}{60}$, in gouty.
Strontium lactate. Turkish baths.

### Bronchitis.

Aconite in early stage.
Amber oil, to chest, in infants.
Ammonium carbonate, chloride, etc.
Balsams, to decrease secretion in chronic. Belladonna.
Codeine, when cough excessive.
Creosote, in chronic.
Dry cups, on each side of vertebræ, at sixth rib. Mustard plaster.
Eucalyptus oil, in later stages.
Ipecac, to promote secretion, as emetic when suffocation threatens.
Iodide of potassium. Myrtol.
Oxygen inhalations.
Senega, in chronic.
Strychnine, to stimulate respiration.
Terebene. Terpin hydrate, gr. v.
Turpentine liniment to chest.
Vomiting (apomorphine) in capillary.

### Burns (locally).

Boric acid. Carbolized sweet oil.
Ichthyol ointment. Lead carbonate.
Lime-water, linseed oil. One per cent. solution of picric acid, locally.

### Cholera Asiatica.

*As prophylactic*, cholera vaccine.
Sulphuric acid lemonade. Morphine hypodermically.
Beta-naphthol. Salol.
Calomel, initial large dose (gr. x); subsequent fractional doses (gr. $\frac{1}{6}$).
Enteroclysis (tannic acid enemata).
Hypodermatoclysis (subcutaneous infusion, 0.6 % saline solution).
Intravenous infusion. Hot baths.
Musk. Protective inoculation.

### Cholera Infantum.

Albumin-water or barley-water.
Castor oil, with paregoric.
Hot drinks, in collapse, with brandy.
Mustard or spice plaster, over belly.
Opiates, with utmost caution, if it all.
Rectal irrigation, hot or cold, according to temperature.
Salol or bismuth salicylate.
Pasteurized milk with pancreatin.

### Cholera Morbus.

Castor oil, with laudanum.
Ipecac, rhubarb. Magnesium sulphate.
Morphine, hypodermically.

### Chorea.

Arsenic, in ascending doses.

### Chorea (*continued*).

Chloral. Cimicifuga, with iron.
Hot pack, for insomnia.
Quinine. Salicylates or iodides.

### Colic.

Ascertain cause (may be appendicitis).
Asafœtida. Ether, internally.
Heat. Hyoscyamus. Morphine.

### Colic, Hepatic.

Chloroform or ether, inhalations.
Hot applications.
Morphine, with scopolamine, hypodermically.
Sodium succinate as prophylactic.
Phosphate of sodium.

### Conjunctivitis, Chronic.

Boric acid, wash (gr. 10 to ounce), cocaine, gr. 2, if no corneal ulcer, when salt, gr. 4, may be substituted.
Copper sulphate crystals or solution (gr. 1–8 to ounce).
Tannin glycerite (gr. x–xxx to 3j).

### Conjunctivitis, Purulent.

Atropine or eserine, if corneal ulcer.
Bichloride of mercury (1 to 7000), or boric acid (saturated solution) wash.
Hot compress, if cornea is threatened.
Ice compress, early.
Silver nitrate, stick or solution (gr. 10 to ounce), excess neutralized with salt solution.

### Constipation.

Aloes and podophyllin.
Belladonna or hyoscyamus.
Cascara sagrada. Castor oil.
Colocynth, jalap, or senna. Diet.
Electrical applications. Enemata.
Glycerin, suppositories or enemata.
Gymnastics, riding, or massage.
Phosphate of sodium, in rickets.
Salines, to unload bowels.
Soap suppositories.
Sulphur, if hemorrhoids present.
Phenolphthalein. Agar-agar.
Purified liquid petroleum.

### Convulsions of Children.

Rectal injection to unload bowel.
Syrup of ipecac freely as emetic and antispasmodic.
Chloral guardedly.
Bromides.
Hot mustard bath. Hot pack.
Chloroform by inhalation and very carefully in obstinate cases.

### Croup, Membranous, and Diphtheria.

Boric acid with glycerin, locally.
Corrosive sublimate, gr. $\frac{1}{24}$, every 2 h., or calomel, gr. $\frac{1}{4}$ to $\frac{1}{2}$, hourly.
Antitoxin. Emetics. Intubation.
Hydrogen dioxide (spray, gargle, swab). Loeffler's solution (locally).

### Croup. Membranous, and Diphtheria (*continued*).

Iron, tincture of chloride, locally and internally. Guaiacol (50 %), locally.
Lime-water or lactic acid solution by swab or in spray.
Oxygen inhalations. Atropine. Strychnine. Musk. Quinine.
Steam and vapors from slaking lime.
Tracheotomy.

### Croup. Spasmodic.

Amyl nitrite, inhalations.
Belladonna, bromides, chloral, or opium.
Cold cloth around neck, and child in hot bath, air being moistened.
Enema.
Ipecac to nausea.
Spongio-piline or flannel, wet with hot water, to neck, covered with oil silk.
Treat rickets.

### Cystitis, Acute.

Rest. Belladonna. Boric acid.
Cannabis indica.
Creolin, vesical wash (1 to 2 per cent.).
Hot compress over bladder.
Hot sitz-bath and enemata.
Laudanum, gtt. 30, to starch-water, oz. 2, in enema. Fl. ext. pichi.
Opium, belladonna, or iodoform suppository. Urotropin.

### Cystitis, Chronic.

Alkaline and antiseptic irrigation.
Benzoic or boric acid. Buchu tea.
Hexamethelenamine in small doses.
Opium suppositories.
Potassium salts, except bitartrate.
Turpentine, oil of sandalwood, cubeb.
Irrigation with 5 to 20 per cent. argyrol solution.
Strychnine and cantharides, when vesical atony is great.

### Delirium Tremens.

Capsicum and liquid food.
Chloral, with ammonium carbonate and coca. Scopolamine. Sulphonal.
Bromides. Morphine. Ethylcarbamate.

### Diabetes Mellitus.

Antipyrin. Arsenic. Codeine, grs. 1–5.
Ergot or gallic acid, with opium.
Takadiastase. Pancreatic extract.
Iron, lactophosphates of lime and sodium, strychnine and astringents.
Lithium, with arsenic. Guaiacol. Salol.
Opium, oxygen, and $H_2O_2$. Levulose.
Purgatives, restricted diet, and regulated exercise. Salicylates. Sodium citrate. Strontium bromide.

### Diarrhœa.

Rest. Enema of salt solution.
Ammonium chloride, grs. 5.
Bismuth, with creasote.
Buttermilk diet.
Camphor, in serous types.
Castor oil, with rhubarb or laudanum and sodium bicarbonate.
Chalk mixture, with kino and gambir.
Charcoal, in acid and fermentative.
Chloroform, with astringents and opium. Digitalis. Strychnine.
Copper sulphate, gr. $\frac{1}{8}$, with opium.
Ergot. Hæmatoxylon. Lime-water.
Mercury, with chalk. Milk-diet.
Naphthalin or beta-naphthol.
Nitric acid, with bitter tonic, in green diarrhœa of children.
Nitro-muriatic acid, or podophyllin.
Pepsin, with hydrochloric acid.
Phosphate of sodium, lime salts, and common salt, if rickets present.
Rhubarb. Sulphuric acid, valuable in serous. Thymol, salol, and morphine

### Dropsy.

Recumbency.
Adonidin, sparteine, or strophanthus.
Calomel and caffeine. Cocaine.
Colocynth, compound extract.
Digitalis. Theobromine sodio-salicylate. Elaterium, in renal.
Hot-air bath.
Jalap, compound powder, with potassium bitartrate, in renal.
Magnesium sulphate. Intraperitoneal injections of adrenalin.
Pilocarpine, in renal dropsy.
Potassium iodide.

### Dysentery.

Antidysenteric serum.
Ergot, in bloody stools.
Antidysenteric serum.
Ice-water, injections.
Ipecac, in acute. Aromatic sulphuric acid.
Lead acetate, with opium and camphor. Magnesium sulphate.
Mercury bichloride, gr. $\frac{1}{100}$.
Nitro-hydrochloric acid.
Peroxide of hydrogen and tannin, rectal injections. Potassium chlorate, rectal injections. Quinine enemata.
Silver nitrate or argyrol, rectal injections (gr. 10 to 20 to ounce).

### Dysmenorrhœa.

Antipyrin or acetanilide, in neuralgic.
Hot drinks. Fluidext. of viburnum.
Belladonna, suppository.
Camphor, with acetanilide or antipyrin.
Cannabis indica and gelsemium.
Hot sitz-bath, with turpentine stupe, and Dover's powder.
Iron, strychnine, and quinine, with rest and riding.

### Dyspnœa.

Ammonium carbonate.
Arsenic, in emphysema.
Purgatives and diuretics, or bloodletting if uræmic.
Dry cupping over back.
Morphine. Nitrites.
Oxygen.
Strychnine, with atropine.

### Eclampsia.

Veratrum viride. Thyroid extract.
Chloral and bromide, each 1 drachm, by rectum.
Chloroform by inhalation.
Elaterium, gr. ¼. Jalap.
Extraction of child.
Hot bath. Opium. Venesection.

### Epididymitis.

Guaiacol, topically. Cataplasm of [kaolin.
Ice-bags. Ichthyol. Iodide of potassium
Saturated solution of magnesium sulphate, locally.
Mercury and belladonna ointments, equal parts, or iodine, grs. 4, with lanolin, ounce 1, locally.
Strapping testicle.

### Epistaxis.

Acetic acid, adrenalin, locally.
Alum powder, pure or with starch.
Ergot, turpentine, hamamelis, or oil of erigeron, internally.
Hot-water and hot foot-bath, cold-water bags to dorsal vertebræ.
Ice applied to nose.
Nitrate of silver stick to septal ulcer.
Plugging anterior and posterior nares.
Vinegar or lemon-juice, injected.

### Erysipelas.

Saturated solution of magnesium sulphate, locally.
Antidiphtheric serum.
Cataplasm of kaolin, locally.
Tincture of ferric chloride and quinine, internally.
Pilocarpine hydrochloride hypodermically, early to abort.

### Fever.

Rest in bed.
Aconite. Alcohol.
Cold baths, coils, packs, sponging, ice-bags, etc.
Musk, by rectal injection. Quinine.
Solution of potassium citrate or of ammonium acetate.
Spirit of nitrous ether.

### Gastralgia.

Sodium bicarbonate in full doses.
Arsenic. Belladonna. Silver.
Bismuth and pepsin, after meals.
Bromides or valerian.
Counter-irritation.
Cannabis indica. Hoffman's anodyne.

### Gastralgia (*continued*).

Hot applications.
Spirit of chloroform.

### Gastric Catarrh, Acute.

Cocaine (in vomiting). Diet.
Effervescing draughts. Ice.
Milk, with lime-water (peptonized).
Seidlitz powder, one-fourth of one every fifteen minutes.
Sodium bicarbonate, with gentian.

### Gastric Catarrh, Chronic.

Bismuth subnitrate. Nux vomica.
Diet, koumyss, light broths.
Lavage or hot-water potations.
Silver nitrate and hyoscyamus.
Strontium lactate or bromide.

### Gastrectasis.

Cod-liver oil.
Electricity.
Enemas, nutrient.
Gentian and calumba.
Iodide of iron, lactophosphate of lime, phosphate of sodium.
Lavage. Massage. Strychnine.

### Gastric Ulcer.

Arsenic and Opium. Bismuth.
Adrenalin for hemorrhage.
Ergot or cracked ice.
Milk diet or rectal feeding. Rest.
Silver nitrate, with hyoscyamus opium, or belladonna in pill.

### Gonorrhœa.

Ureth. injec. of 2% protargol, or 25% argyrol as prophylactic after exposure.
Argyrol (5 to 25 per cent.) injections.
Benzoic acid, with cannabis indica.
Cocaine (4 per cent. sol.) in urethra.
Copaiba. Cubeb. Argonin (2 per cent.).
Hydrastis, locally and internally.
Chloral and bromides for priapism.
Mercuric chloride (1 to 20,000 or 1 to 40,000), to flush urethra.
Syrup of ferrous iodide in arthritis.
Sandalwood oil. Santyl.
Sodium bicarbonate.
Gonorrhœal phylacogen or gonorrhœal vaccine for arthritis.
Zinc sulphate injections (gr. ⅛ to oz.).

### Gout.

Blisters, flying. Chloroform liniment.
Cod-liver oil. Water.
Colchicum, wine of root.
Fowler's solution of arsenic.
Ichthyol ointment to painful joints.
Iodide of iron and cod-liver oil.
Iodide of potassium, with colchicum.
Iodine, ointment or tincture.
Lithium carbonate or citrate, internally, locally.
Morphine. Piperazine. Phenocoll.
Strontium salts. Tetra-ethyl-ammonium.

### Hay Fever.

Arsenic. Opium. Adrenal gland.
Atropine, gr. $\frac{1}{150}$, repeated once in two hours. Mineral acids.
Climate. Sodium salicylate.
Cocaine, 2–4 per cent. solution, atomized in nose. Physical exercise.
Cotton plug in nostrils.

### Headache.

Treat cause.
Antipyrin. Antifebrin.
Bromides. Croton chloral.
Caffeine, with bromide.
Capsicum plaster, to neck.
Refraction, if eye-strain.
Ergot, if congestion.
Gelsemium. Guarana.
Heavy magnesium oxide.
Hydrobromic acid. Methylene-blue.
Mustard foot-bath.
Nux vomica, in sick headache.
Phenacetin. Purge or emetic.
Sodium bicarbonate.

### Hematemesis.

Rest. Adrenalin. Alum whey.
Ergot, hamamelis, or ipecac.
Ice, cracked.
Iron, tincture of chloride, or turpentine, internally.
Lead acetate with morphine or opium.
Silver nitrate, gr. $\frac{1}{4}$, in pill.
Tannic acid, gr. 20 to drachm of water.

### Hematuria.

Rest.
Camphor, gr. 10 to 20, in pill.
Ergot. Gallic acid, gr. 20.
Hamamelis, injected. Quinine.
Adrenalin injection or irrigation.
Turpentine. Stypticin.

### Hemoptysis.

Absolute rest. Alum (gr. 20 to ounce), in spray. Calcium chloride.
Cup or strap extremities.
Ergot, fluid extract. Gallic acid.
Ice over heart.
Ipecac, in small doses.
Morphine, hypodermically.
Turpentine or erigeron oil.

### Hemorrhage, Intestinal.

Enemas, styptic. Ice to abdomen.
Ice, by mouth, and Monsel's salt, gr. 3, in pill. Ice-water injections.
Lead acetate and camphor.
Liquid food (peptone or beef-juice) absorbed from stomach. No milk.
Sulphuric acid.
Tannic acid and opium. Turpentine.
Human blood-serum, subcutaneously.

### Incontinence of Urine.

Antiseptic fluids, to cleanse bladder.
Arsenic, with nux vomica.

### Incontinence of Urine (*continued*).

Belladonna with bromide.
Catheterization, if due to retention.
Circumcision. Elevation of hips.
Ergot. Hyoscyamus. Strychnine.
Nitre and potassium citrate.
Rhus aromatica, in children.

### Insomnia.

Bromide of potassium.
Bath, hot or cold.
Chloral, if not due to pain.
Chloralamide. Chloralose.
Croton-chloral. Methylene blue.
Food at night.
Hot-water bags to feet, cold to head.
Hyoscine. Veronal.
Morphine, with scopolamine. Paraldehyde. Opium, to relieve pain.
Remove indigestion.
Somnal. Ethyl carbamate.
Sulphonmethane. Sulphonethylmethane. Veronal. Medinal.
Valerian, in nervousness.

### Intermittent Fever.

Arsenic.
Calomel. Guaiacol.
Ice-pack, if fever excessive.
Iodine. Methylene-blue.
Podophyllin, preceding quinine.
Quinine.

### Iritis.

Atropine.
Ice compress.
Eserine.
Iodide of potassium, with mercury.
Leeches and heat, to relieve pain.
Mercury, by inunction.

### Keratitis, Interstitial.

Antiseptic lotions.
Antisyphilitic treatment.
Atropine.

### Keratitis, Phlyctenular.

Atropine.
Boracic acid, solution.
Cold-water douche.
Tonics and alteratives.
Yellow oxide of mercury ointment.

### Laryngitis, Acute.

Calomel, followed by saline purges.
Ice, externally.
Inhalation from steaming water or compound tincture of benzoin, with paregoric.
Voice not to be used.

### Laryngitis, Subacute.

Cold compress, externally.
Inhalations of recent vapor of ammonium chloride.
Zinc sulphate (gr. 4 to ounce), spray

### Leucorrhœa.

Alum or boric acid, douche.
Belladonna, with tannic acid, applied on cotton. Hematoxylon.
Hot sitz-bath, or vaginal injections.
Hydrastis injections. Lysol injections.
Iron, with tonics. Raw eggs and milk.
Potassium permanganate, as injection.
Tampon, iodoform and tannic acid.
White-oak bark, or tannic acid and glycerin. Lead acetate as douche.

### Lumbago.

Acupuncture. Ammonium bromide.
Atropine (gr. $\frac{1}{100}$), morphine (gr. $\frac{1}{8}$), into muscle. Acetphenetidin.
Chloroform liniment.
Foot-bath and Dover's powder.
Ice-bag or ether spray to loins.
Ironing back with laundry-iron.
Massage. Monobromated camphor.
Mustard or capsicum plaster.
Potassium iodide or salicylic acid.

### Mania.

Anæsthetics or apomorphine.
Bromides. Methylene blue.
Cannabis indica, with bromides.
Chloral, if kidneys healthy.
Cimicifuga, after confinement.
Cold douche to head.
Hyoscine hydrobromate. Morphine.
Tonics, if after typhoid, etc.

### Mastitis.

Belladonna, to breast.
Breast-pump, if milk persists.
Compression. Incision, if pus.
Purges. L. and L. locally.

### Meningitis, Acute.

Lumbar puncture and smear to determine variety.
Antimeningococcic serum, if meningococci are found; or other seræ or vaccines, if other bacteria are discovered.
Calomel purge followed by saline. Ice to head or spine.
Ergot, hypodermically. Small doses of morphine hypodermically, if vomiting persists. Withhold mouth-feeding, if vomiting is intractable. Gavage or rectal feeding if required. Boric acid for mouth, nose, and ear wash.
Bromides or chloral for extreme restlessness and insomnia.
Alcohol, digitalis, strophanthus, or musk as stimulants if required. Catheter, if retention.
Iodide, massage, exercise, electricity for residual paralyses only after acute irritation has subsided.

### Migraine.

Bromide of sodium, with caffeine.
Cannabis indica. Croton chloral.
Gelsemium, with cannabis indica.
Hyoscyamus, with calomel.
Salicylic acid. Aspirin.

### Myalgia.

Ammonium chloride or bromide.
Clove oil, added to liniment.
Electricity. Heat.
Iodide of potassium or salicylates.
Massage. Dover's powder.

### Neuralgia.

Aconitine. Gelseminine. Aspirin.
Acupuncture, nerve-stretching, or neurectomy.
Cold salt solution hypodermically.
Bromide of potassium, with caffeine.
Camphor and chloral liniment, locally.
Cimicifuga, in ovarian.
Castor oil.
Freezing parts with ether.
Iodide of potassium.
Iron and arsenic.
Morphine, injected locally.
Mustard plaster. Menthol, locally.
Nux vomica. Nitroglycerin.
Phenacetin. Antipyrin. Acetanilide.
Phosphorus.
Quinine. Specific remedies.
Alcohol hypodermically into foramen or nerve trunk.

### Night-Sweats.

Belladonna or atropine. Agaricin.
Camphoric acid.
Ergot. Gallic acid.
Hot bath at bedtime. Hyoscine.
Picrotoxin (gr. $\frac{1}{100}$) or strychnine.
Sulphuric acid, with morphine.

### Pellagra.

Change of diet, remove patient from infected district.
Arsenic. Quinine. Iron.
Blood transfusion from one who has recovered from the disease.

### Pericarditis.

Alcohol, digitalis, or caffeine.
Aspiration, gradual.
Blister, over præcordium.
Calomel, with opium.
Iodide of potassium.
Jalap or elaterium, or saline purge.
Leeches or ice-bag, over præcordium.

### Peritonitis, Acute.

Belladonna and opium.
Ice-bag.
Leeches or mustard plaster.
Buttermilk.
Section.
Turpentine stupes.

### Pleurisy.

Aspiration. Cataplasm of Kaolin.
Blisters. Sinapisms. Leeches.
Digitalis or pilocarpus.

Elaterium or jalap.
Ice-poultice or jacket.
Iodine or guaiacol, locally.
Iodide of potassium.
Salicylates.
Saline purges. Strap chest.

### Pneumonia.

Initial calomel purge.
Woolen jacket or gauze shirt.
Counter-irritants to relieve pain. Venesection, in plethora.
Dover's powder to relieve pain and quiet restlessness.
Sodium or potassium citrate as diuretic.
Alcohol, belladonna, ammonium carbonate, quinine, strophanthus, or digitalis to sustain circulation, particularly at time of crisis. Oxygen inhalation.
Antipneumococcic serum. Pneumococcic vaccine.
Stimulating expectorants, and tonics after crisis and during convalescence.

### Poliomyelitis (Epidemic).

Acute stage, hexamethylenamine, calomel, rest, hot-packs or hot baths; for pain, ice-bag to spine. Simple diet. After acute symptoms have disappeared exercise in bath-tub of tepid water daily, massage.

### Post-partum Hemorrhage.

Abdominal massage.
Ergot. Ether, hypodermically.
Hot intra-uterine douche.
Suture, if due to laceration.
Tamponing with iodoform gauze.
Tampon with gauze saturated with solution of adrenalin.
"Turn out that clot."

### Pruritus.

Arsenic, quinine, bitter tonics.
Calomel and lard, locally.
Carbolic acid, well diluted, locally.
Cocaine. Heat.
Cold douche and injections.
Diabetic treatment.
Hydrocyanic acid, locally.
Mercuric chloride, 1 : 250, as wash.
Silver nitrate, locally, preceded by cocaine. Resorcinol, locally.
Champho-phenol ointment.

### Psoriasis.

Anthrarobin. Aristol. Arsenic.
Baths of sulphides.
Chrysarobin, internally, or ointment.
Gallic acid ointment. Thyroid extract.
Resorcin. Ichthyol. Thiol.

### Puerperal Fever.

Bichloride of mercury (1 to 5000) or creolin (2 per cent.) solutions.
Curette, to remove membranes.
Celiotomy, if peritonitis develops.
Nutriment and alcoholic stimulants.
Iodine and carbolic acid applied to ulcerated wounds.

### Rheumatism, Acute.

Rest. Fuller's lotion, locally.
Alkalies and quinine.
Cimicifuga. Aspirin.
Salol. Phenacetine.
Cold applications, if hyperpyrexia.
Oil of gaultheria. Acetopyrine.
Potassium iodide. Phenocoll.
Salicin or salicylic acid and its salts.
Rheumatism phylacogen.

### Rheumatism, Chronic.

Arsenic. Blisters, repeated.
Baths of sulphides. Turkish baths.
Cod-liver oil. Dry hot air.
Ichthyol.
Iodine, locally.
Mistura ferro-salicylata. Kefir.
Potassium iodide, colchicum, and sarsaparilla. Veratrine ointment.

### Rhus Poisoning (Poison Ivy).

Solution of sodium thiosulphate, locally.
Solution of phenol, locally.
Lead-water and laudanum, locally.
Solution of boric acid, locally.
Mixture of fluidextract of grindelia, locally.

### Syphilis.

*As Prophylactic after Exposure.*—Wash well with 1–5000 bichloride of mercury solution, and rub well over foreskin, head, and shank of penis a 20% calomel ointment, using lanolin as ointment basis.

*Locally for Chancre.*—Calomel, aristol, iodoform, black-wash, normal salt solution, mercurial plaster and lanolin on chamois; corrosive mercuric chloride douche (1–5000) twice daily for females.

*General Treatment.*—As soon as diagnosis is made, salvarsan, mercury by mouth, hypodermically, or by inunction; arsenic, quinine, syrup of ferrous iodide, elixir of iron, quinine, and strychnine as substitute for mercury when that substance is contraindicated; alkali iodides for headache and nervous manifestations.

### Sciatica.

Blister or cautery.
Cod-liver oil. Castor oil. Aspirin.
Chloroform, ether, or osmic acid, deeply injected.

Ether or rhigolene, sprayed.
Ice, locally. Dry heat.
Morphine injected.
Nerve-stretching.
Potassium iodide. Rest, with splint.
Salicylic acid and iron.

### Shock.

Atropine, strychnine, or digitalis hypodermically. Alcohol. Aromatic spirit of ammonia. Hoffman's anodyne by mouth.
Adrenalin in normal salt solution by transfusion, especially valuable when due to hemorrhage. Rectal injection of normal salt solution.
Lower the head, elevate the legs, bandage limbs tightly, apply external heat.

### Sprains.

Cold and hot applications, alternately.
Fomentations. Rest. Plaster dressing.
Lead-water and laudanum.
Massage followed by bandaging.

### Tonsillitis.

Ice collar.
Calomel and quinine.
Guaiacol, locally to tonsils.
Hydrogen peroxide, in spray.
Iron, tincture of the chloride. [gle.
Salol and salicylates. Potass.chlor.,gar-
Red mercuric iodide to abort.

### Tuberculosis.

Rest, fresh air, and abundant easily digestible food the basis of all treatment for every kind of tuberculosis.
Not less than six raw eggs and three pints of milk in addition to other nutritious food daily.
Overcome constipation; stimulate appetite by bitter tonics, and forbidding tea, coffee, alcohol, pastries, pies, fried foods, etc.
Rest in bed for all cases with elevated temperatures.
Inform patient of his disease, encourage him, teach him the laws of health, protect others by reporting case, and instruct household as to necessary care of the sick and protection of the well.
Avoid opiates and other medicines which may interfere with appetite and digestion.
Arsenic, small doses of nux vomica as bitter tonic, pancreatin, pepsin; taka-diastase as required to assist feeble digestion.
Creosote, guaiacol, eucalyptol guardedly as expectorants if demanded.
Oil of cloves hypodermically for cough and as expectorant if necessary.
Counter-irritation over affected area. Mustard plaster or iodine locally to relieve pleuritic pain.
Tuberculin most guardedly, if at all. *Avoid reaction* by using only minute doses and at proper intervals.

### Typhoid Fever.

Typhoid vaccine as prophylactic.
Alcohol. *No antipyretic.*
Calomel. Water, freely.
Cold baths, systematically.
Hydrochloric acid.
Morphine. Quinine.
Hexamethelenamine as prophylactic.
Salol. Betanaphthol.
Turpentine in stupes, enemata, or by mouth.

### Uremia.

Calomel 10 gr., elaterin $\frac{1}{16}$ gr., or saline at first appearance of symptoms.
Hot pack as a diaphoretic. Infusion of digitalis with potassium citrate as a diuretic.
Venesection 10 to 20 ounces of blood followed by transfusion of normal salt solution for coma or convulsions in acute cases of robust subjects.
Chloral to control convulsions. Morphine hypodermically for convulsions in acute parenchymatous nephritis. Harmful in chronic intestinal nephritis.

### Vomiting.

Bromides, with laudanum.
Calomel (gr. $\frac{1}{2}$), ext. hyoscyami (gr. ss).
Carbolic acid, with bismuth.
Cerium oxalate. Chloroform. Creosote.
Cloves, oil of. Cocaine (gr. $\frac{1}{16}$ to gr. $\frac{1}{8}$).
Fowler's solution.
Hydrocyanic acid, dilute.
Hydrochloric acid, dilute.
Ice-bag. Ipecac. Lavage.
Lime-water, added to milk.
Mustard-plaster over stomach.
Nux vomica.
Peptonized milk and beef.
Seidlitz powder.

### Whooping Cough.

Amyl nitrite.
Antipyrin.
Belladonna, tincture of.
Bromoform.
Chloral. Chloroform.
Hyoscyamus.
Monobromated camphor.
Quinine.
Resorcin, 2 per cent. solution.

### Worms.

Aspidium.
Chenopodium, oil of.
Pelletierine.
Quassia injections for thread-worms.
Naphthalene for thread-worms.
Santonin.
Turpentine and castor oil.

# LIGATION OF ARTERIES.

THE accompanying plate indicates the positions in which the operation of ligating arteries in their continuity is most commonly performed. There is no point at which ligatures are applied which is not represented, with the exception of a few which are very rarely chosen. With the explanations which follow, this diagram will serve as a guide to the practitioner who may be called upon in an emergency to perform an operation in regard to which he has grown somewhat rusty from want of practice.

**1. Ligation of the Temporal Artery.**—The temporal artery is the continuation of the external carotid from the level of the lobe of the ear to the level of the eyebrow, where it divides into its terminal branches. The point at which it is ligated is a little in front of the anterior curve of the concha. A vertical incision, about an inch in length, is made in front of the concha. The artery is easy to find, as it is very superficial at this part of its course. Its accompanying vein lies to the outer side, and the temporal branch of the auriculo-temporal nerve lies in front of it.

**2. Ligation of the Occipital Artery.**—The occipital artery comes off from the posterior part of the external carotid at about the level of the angle of the lower jaw. It curves backward under and to the inner side of the mastoid process, at the back of which it comes out through the attachment of the trapezius muscle, and winds in a tortuous course upward over the occipital bone. The point at which it is ligated is about an inch behind the ear. An incision, an inch and a half long, parallel to the posterior edge of the mastoid process, will expose it. Its accompanying vein lies to the outer side of it. (There are but few occasions when it is necessary to ligate this artery, as its position makes it very easy to stop the flow of blood through it by pressure with a suitable compress and bandage.)

**3. Ligation of the Facial Artery.**—The facial artery comes off from the external carotid just below the level of the angle of the lower jaw, and passes forward below this bone to a point just in front of the insertion of the masseter muscle. Here it sends a branch forward, the submental, while the main trunk curves up over the lower jaw and passes in a tortuous course toward the angle of the mouth. The point at which it is ligated is that at which it ascends in front of the masseter muscle. An incision an inch in length will expose it. Its accompanying vein lies to the outer side.

**4. Ligation of the Lingual Artery.**—The lingual artery comes off from the external carotid at the level of the great cornu of the hyoid bone; it passes forward under the posterior belly of the digastric muscle, and the stylo-glossus and hyo-glossus muscles, to the root of the tongue, and thence to its further distribution. It is in some respects the most difficult artery to ligate in the whole body. The point at which it is ligated is the second part of its course, under the hyo-glossus muscle. An incision is made about half an inch above, and parallel to, the great horn of the hyoid bone, and extending from just in front of the anterior edge of the sterno-cleido-mastoid muscle to near the middle line of the neck, half an inch below the base of the jaw. The skin and subcutaneous fat having been divided, the capsule o. the submaxillary gland will be met. This capsule must be divided, and the gland carefully drawn up over the jaw. In doing this great care must be taken not to injure the facial artery and vein, which pass through the gland. The posterior part of the capsule of the gland must next be divided. This will expose the shining aponeurosis which constitutes the pulley of the digastric muscle and attaches it to the great horn of the hyoid bone, near the insertion of the stylo-hyoid muscle. Behind these passes the hypoglossal nerve. This must be delicately detached from the sheath of the hyo-glossus muscle, which lies below it, and pushed up out of the way. As the next step, fix the pulley of the digastric with a tenaculum and gently insinuate a director behind the posterior edge of the hyo-glossus muscle, and push it forward between this and the middle constrictor of the pharynx, which lies under-

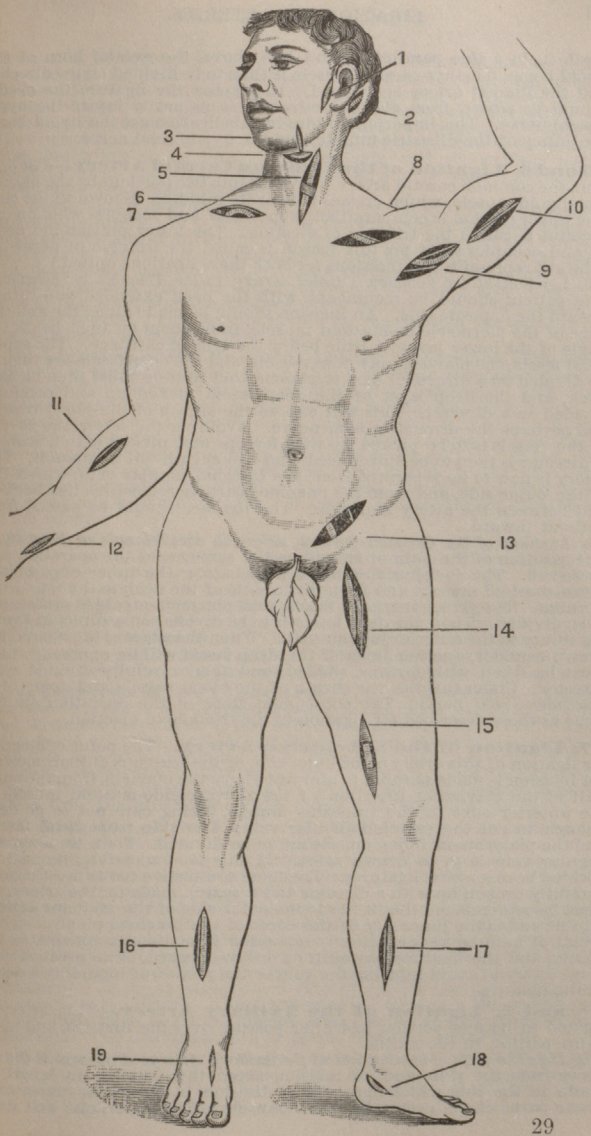
1
2
3
4
5
6
7
8
9
10
11
12
13
14
15
16
17
18
19

neath it, in a line parallel to, and just above, the greater horn of the hyoid bone. The hyo-glossus muscle is then to be divided on the director, and the lingual artery is exposed. In placing the ligature the needle should be passed from above downward, so as not to injure the hypoglossal nerve. The important guides in this ligation are the hyoid bone, the pulley of the digastric muscle, and the hypoglossal nerve.

**5 and 6. Ligation of the Common Carotid Artery.**—For ligation, the common carotid artery is divided into two portions by the narrow omo-hyoid muscle, which crosses it near its middle. (Shown in the cut.) The upper portion is comparatively superficial, and occupies what on this account is called the triangle of election. The lower portion lies deeper, and occupies what for this reason is called the triangle of necessity. (The cut represents the incisions for both these ligations united.)

5. *Ligation of the Common Carotid Artery in the Triangle of Election.*—The patient should be recumbent, with the head extended and turned toward the opposite side. An incision should be made along the anterior edge of the sterno-cleido-mastoid muscle, from about an inch below the angle of the lower jaw to a little below the cricoid cartilage. The superficial fascia, the platysma-myoides muscle, and the deep fascia are then to be divided on a director. The sterno-mastoid muscle must then be held back, and the deep layer of the deep fascia picked up and carefully divided on a director. This will expose the sheath of the blood-vessels, and perhaps the *descendens noni* nerve. Avoiding the latter, the sheath of the vessels is to be picked up with forceps and nicked with a scalpel. A director is then to be introduced, and the sheath slit up upon it. The artery is now to be separated from the internal jugular vein, which lies to the outer side, and from the pneumogastric nerve, which lies back of and between the artery and vein. The ligature should be passed from without inward.

6. *Ligation of the Common Carotid Artery in the Triangle of Necessity.*—The position of the patient should be the same as for the operation just described. The incision should be made along the inner edge of the sterno-mastoid muscle, and from the middle of the neck to the top of the sternum. The skin, superficial fascia, and platysma-myoides muscle are to be divided. Then the deep fascia is to be divided on a director, avoiding injury to the anterior jugular vein. When the edges of the wound are drawn asunder, another layer of the deep fascia will be exposed, which must be lifted with forceps, nicked, and then carefully divided on a director. Under this lies the sheath of the blood-vessels, and upon it the *descendens noni* nerve. The subsequent steps of the operation are the same as those described for ligation in the triangle of election.

**7. Ligation of the Subclavian Artery.**—The point of election for ligation of this artery is the outer side of the scalenus anticus muscle. An incision is made parallel to and just above the clavicle, from the outer half of the clavicular insertion of the sterno-cleido-mastoid muscle to the anterior edge of the trapezius muscle, taking care not to go deep enough to cut the external jugular vein. The skin, superficial fascia, and the platysma-myoides muscle are to be divided. Then the external jugular vein is to be drawn aside. If this be impossible, it must be divided between two ligatures. The loose connective tissue must now be carefully broken up with a director and a search made for the artery. It must be remembered that it lies to the outer side of the scalenus anticus muscle and to the inner side of the cords of the brachial plexus. When found, it is to be very cautiously separated from its attachments to the pleura, and the ligature passed from below upward. The greatest care is necessary to avoid injuring the vein or the pleura, or including a nerve in the ligature.

**8 and 9. Ligation of the Axillary Artery.**—This artery is ligated in its first portion just after passing over the first rib, and in its third portion in the axilla.

8. *Ligation of the First Portion of the Axillary Artery.*—The arm is drawn away from the side, and an incision about three inches in length is made in the line which marks the division between the upper and lower parts of the pectoralis major muscle. The superficial and deep

fasciæ must be divided on a director. The muscular interspace is then to be sought for, and the two parts of the muscle separated, working up toward the clavicle, and not directly backward. As this is done, the arm should be brought back to the side, so as to relax the parts. The costo-coracoid membrane is next to be found and opened on a director. The artery lies beneath it. It is to be carefully isolated from the axillary vein, which lies on its inner, or lower, side, and the axillary nerves, which lie to its outer side. The ligature should be passed from within outward, or from below upward.

9. *Ligation of the Axillary Artery in the Axilla.*—This is the most accessible part of the artery. It is reached by drawing the arm away from the body, and making an incision about three inches long over the course of the vessel, at the junction of the anterior and middle thirds of the axilla. The deep fascia must be divided on a director, and the artery will be found beneath it, with the axillary vein on the ulnar side (toward the back of the arm), and the median nerve on the radial side (toward the front of the arm). The ligature should be passed from the ulnar toward the radial side, so as not to injure the vein.

**10. Ligation of the Brachial Artery,** in the middle of the arm.—An incision about two inches in length is to be made along the inner edge of the swell of the biceps muscle, at the middle of the arm. After dividing the skin and superficial fascia, and any fat that may be met with, the fibrous membrane which encloses the biceps muscle will be encountered. This is to be divided on a director, and the loose connective tissue along the edge of the muscle broken up, when the artery will be exposed. Care must be taken not to divide the median nerve, which crosses the brachial artery near its middle, passing from the radial toward the ulnar side, and not to include it in the ligature. The venæ comites lie one on each side of the artery.

**11. Ligation of the Radial Artery,** in the upper third.—An incision is to be made in a line drawn from the middle of the bend of the elbow to the point at which the pulse can be felt at the wrist. The median vein is to be avoided in incising the superficial fascia. When the deep fascia has been exposed, a yellow line, marking the division between the supinator longus, on the radial side, and the pronator radii teres, on the ulnar side, is to be looked for. The fascia is to be opened along this line, nd the artery will be found below it. The radial nerve lies to the radial side of the artery, but so far away as to be in little danger of being injured.

**12. Ligation of the Ulnar Artery,** in the lower third.—An incision is to be made in the depression between the flexor sublimis digitorum and the flexor carpi ulnaris, just above the carpus. The skin and superficial fascia are to be divided, and then the deep fascia is to be picked up with the forceps and divided on a director. The artery will be found lying on the pronator quadratus, alongside the tendon of the flexor carpi ulnaris, with the ulnar nerve on its ulnar side. The ligature should be passed from the ulnar toward the radial side, avoiding the nerve.

**13. Ligation of the External Iliac Artery.**—An incision is to be made nearly parallel to Poupart's ligament, and about an inch above it, extending from about an inch above the anterior superior spinous process of the ilium to a point near the external abdominal ring. This incision should curve slightly upward at both ends. The skin and superficial fascia are to be divided, and ligatures to be applied to any vessels which bleed. The tendon of the external oblique muscle is to be divided, and then the internal oblique and the transversalis muscles. The separation of the transversalis fascia is a work of the utmost delicacy, to be effected with the forceps and the finger, the latter restraining and protecting the peritoneum. A finger passed down into the pelvis through the opening will discover the artery. The accompanying iliac vein lies to the inner side of the artery, and the anterior crural nerve at some distance to its outer side. The ligature should be passed from within outward.

**14. Ligation of the Femoral Artery in Scarpa's Triangle.**—The point of election for ligation of the femoral artery is at the apex of Scarpa's triangle. To accomplish it, the leg should be flexed at the knee, and the thigh slightly flexed upon the abdomen, abducted and rotated

outward, so as to lie on its outer side. An incision should then be made over the course of the artery, in a line bisecting Scarpa's triangle from the middle of its base to its apex. This incision should be about three inches long, and its middle should be over the apex of the triangle. The skin, superficial fascia, and fat having been divided, the inner edge of the sartorius muscle must be found and drawn outward. The artery will now be found, with the vein to the inner side and a little behind it, and several nerves on the outer side. The artery should be carefully isolated after opening its sheath, and the ligature passed from within outward.

**15. Ligation of the Femoral Artery in Hunter's Canal.**—This rare ligation is performed by placing the limb in the position for the preceding operation, and making an incision from the apex of Scarpa's triangle toward the back part of the internal condyle of the femur, avoiding the saphena vein. After passing through the skin, superficial fascia, and fat, the deep fascia will be seen, binding down the sartorius muscle. This membrane is to be opened on a director and the muscle drawn backward. This will disclose the aponeurotic sheath which covers the femoral artery at this point. This sheath must be opened, and the artery will be exposed. In ligating it, care must be taken not to injure the long saphenous nerve, which accompanies it, or the femoral vein, which here lies behind it and toward its outer side. The ligature should be passed very carefully from without inward.

**16. Ligation of the Anterior Tibial Artery,** in the middle third.—An incision is to be made, about three inches long, in a line passing from a point midway between the tubercle of the tibia and the head of the fibula, to a point midway between the two malleoli. When the deep fascia has been reached, a yellow line may be found, indicating the septum between the tibialis anticus muscle and the extensor longus digitorum. Along this line the aponeurosis is to be divided on a director, and the two muscles carefully separated until the extensor proprius pollicis is met with, when this is to be separated from the tibialis anticus until the artery is reached. It is accompanied by two venæ comites, which it is not important to regard if they are difficult to separate from the artery. The anterior tibial nerve lies either in front or at the outer side of the artery. To avoid injuring it, it should be pressed to the outer side of the wound and the ligature should be passed from without inward.

**17. Ligation of the Posterior Tibial Artery,** in the middle third.—An incision three inches long is to be made parallel to the inner border of the tibia and about half an inch back of it, and carried down to the superficial fascia. This is to be carefully opened, avoiding injury to the internal saphenous vein and nerve, which lie in the track of the wound. They must be found and drawn aside. Then the deep fascia is to be divided on a director, and the inner border of the soleus muscle is be pressed away from the tibia, when the vessel will be exposed. It is accompanied by two venæ comites and the posterior tibial nerve, which lies to the fibular side of it. The veins and nerve being separated from the artery, the ligature should be passed from the fibular toward the tibial side.

**18. Ligation of the Posterior Tibial Artery behind the Internal Malleolus.**—A slightly curving incision an inch and a half long is to be made behind the internal malleolus, and about half-way between it and the tendo Achillis. The skin and superficial fascia having been divided, the deep fascia is to be lifted and divided on a director. The artery will then be exposed, accompanied by its venæ comites, and the posterior tibial nerve, which lies to the back of it and toward the fibular side. The ligature should be passed from behind forward.

**19. Ligation of the Dorsalis Pedis Artery.**—An incision an inch long is to be made on the back of the foot between the inner tendon of the extensor brevis digitorum and the outer side of the tendon of the extensor longus pollicis. (These tendons can be mapped out by manipulating the great toe.) After dividing the skin, the superficial fascia, and the deep fascia, the artery will be exposed. The continuation of the anterior tibial nerve lies to the fibular side of the artery. The ligature should be passed from the fibular toward the tibial side.

THE

# PRACTITIONER'S

# VISITING LIST.

---

## RECORDS OF PRACTICE.

FOR THIRTY PATIENTS PER WEEK.

1914

| NAME. | Su. | M. | Tu. | W. | Th. 1 | F. 2 | Sa. 3 |
|---|---|---|---|---|---|---|---|
| Canon Driver | | | | | | C | |
| Mrs McNeale | | | | | | | C |

| Charge. | Brought Forward. | Total. | MEMORANDA. |
|---|---|---|---|
| 3 3 | ~ | | |

| NAME. | Su. 4 | M. 5 | Tu. 6 | W. 7 | Th. 8 | F. 9 | Sa. 10 |
|---|---|---|---|---|---|---|---|
| Mr Bracken 8 St John Rd | | | c | | | | |
| Mrs Armstrong 98 Gloucester Sq. | | | | c | | | |
| Lady Mary Walney. | | | | c | | | |
| Miss Faithfull. Lingfield. | | | | c | c | | |
| Mrs James. (Dr Mallan) | | | | | c | | |
| Miss Scott. (Dr Rellan) | | | | | c | | |
| Mrs Wells. Dr. | | | | | c | | |
| Miss Strobel. | | | | | c | | |
| Mr Bell. Hedd-Hill | | | | | c | | |
| Lord Willon | | | | | | c | |
| 1815 | | | | | | | |
| Dr Odling | c | | | | | | |
| Maj. Malyea | | c | | | | | c |
| Miss. Acland | | | c | | | | |
| Miss Freegard. Buckingham | | | c | | | | |

7th. sent in Reginald. + W Club. N.Y.

| Charge. | Brought Forward. | Total. | MEMORANDA. |
|---|---|---|---|
| 2 2 0 | | | |
| | | | not fwd March 1st |
| 3 3 0 | | | |
| | | | 2d £92. to charge March 1st |
| | 109 Bank. Rd | | not fwd |
| 2 2 | | | |
| | C Dr Gibson £3. not fwd | | |
| | Rd 52.10.0 to charge March 1st | | |
| 30 0 0 | | | |
| 2 2 0 | | | 62.10 Evaline |
| 2 2 0 | | | 6th $177 CPR |
| | | | 10 Gy 125 |
| | | | " M.R. 126. |
| | | | " Ch. L. 25 |
| | | | " 25 [illegible] |

| NAME. | Su. 11 | M. 12 | Tu. 13 | W. 14 | Th. 15 | F. 16 | Sa. 17 |
|---|---|---|---|---|---|---|---|
| | | | | | | | |
| | | | | | | | |
| | | | | | | | |

| Charge. | Brought Forward. | Total. | MEMORANDA. |
|---|---|---|---|
| | | | |

| NAME. | Su. 18 | M. 19 | Tu. 20 | W. 21 | Th. 22 | F. 23 | Sa. 24 |
|---|---|---|---|---|---|---|---|
| Ralph Thomson. Groby | c | | | | | | |
| Mrs Great. | | c | | | | | |
| Mrs Lee. St Cameron. Swansea | | | c | | | | |
| Mrs Price Torquay | | | | | c | | |
| Mrs Cockle Wilson | | | | | c | c | c |
| | 17 | 18 | 19 | 20 | 21 | 22 | 23 |
| Mrs Palmer | | c | | | | | |
| Mrs Welby. | | | | | c | | |
| Mrs Mobbs. Liverpool. | | | | | c | | |
| Father Hornbridge. Bedford | | | | | c | | |
| Mrs Hayes. Woodchurch | | | | | | c | |

| Charge. | | Brought Forward. | | Total. | | MEMORANDA. |
|---|---|---|---|---|---|---|
| 5 | 0 | 0 | | | | |
| 2 | 2 | 0 | | | | |
| 112 | 18 | 0 | | | | |
| 2 | 2 | 0 | | | | |
| | | | | | | .12 Parks Rd. with Dr. Conrad. not pd |
| 2 | 2 | 0 | | | | Dr McMullen |
| 2 | 2 | . | | | | |
| 10 | 10 | 0 | | | | C Dr Candwell. |

| NAME. | Su. 25 | M. 26 | Tu. 27 | W. 28 | Th. 29 | F. 30 | Sa. 31 |
|---|---|---|---|---|---|---|---|
| Mrs Cooke Wilson | c | | | | | | |
| Mr Doe. Balliol D.H. | | | c | | | | |
| Mrs Bessant. D.H. | | | | c | | | |
| Mr Forrest Keble College. D.H. | | | | c | | | |
| Mrs Henning 27 Linton Rd | | c | | | | | |
| Mrs | | c | | | | | |
| Miss Grön. 165 Woodstock Rd | | | c | | | | |
| Mrs Jacks. 5 Ulster Ter | | | | | c | | |
| Mr Parrott. Sphinx. | | | | | c | | |
| Miss Lee (Mich) Dr Maude | D.H. | | | | | c | |
| Mrs Turner. Museum Rd | | | | | | c | |
| Mrs Dr Olive | | | | | | c | |
| Miss Lockyer. Keble Cotton | | | | | | c | |
| | 24 | 25 | 26 | 27 | 28 | 29 | 30 |
| Mrs P. Cambridge. | | | c | | | | |
| Mrs Head | | | c | | | | |
| Carl Conner. D.H. | | | | c | | | |

| Charge. | Brought Forward. | Total. | MEMORANDA. |
|---|---|---|---|
| | | For Dr Sledman | |
| | | Dr Mallam | |
| 3 3 0 | | | |
| | | Nurse. Tb. pleur & Tb peritonitis | |
| Rd | | | |
| 2 2 0 | | | |
| 10 10 0 | | | |
| 2 2 0 | | | |
| 2 2 0 | | | |

| NAME. | Su. 1 | M. 2 | Tu. 3 | W. 4 | Th. 5 | F. 6 | Sa. 7 |
|---|---|---|---|---|---|---|---|
| Miss Strobel | | C | | | | C | |
| Mrs Shepherd C Dr Mallock | | | C | | | | |
| Mrs Parrott | | | C | | | | |
| Mrs Cooper | | | | C | | | |
| Mrs Thompson | | | | C | | | |
| Miss Schlick. C Dr Sheehan | | | | | | C | |
| Miss Wooster Aledan | | | | | | C | |
| Miss Colbourne. Leamington | | | | | | C | |
| Miss Smith | | | | | | C | |
| C A J Butler. Wyckham | | | | | | C | C |
| H W Smith Chingford | | | | | | | C |
| Mrs Whitley 13 Linden Rd | | | | | | | C |

| Charge. | Brought Forward. | Total. | MEMORANDA. |
|---|---|---|---|
| 2 2 0 | | | |
| 10 10 0 | | | |
| 2 2 0 | | | |
| 2 2 0 | | | |
| 2 2 0 | | | not paid. |
| 2 2 0 | | | |
| 2 2 0 | | | |
| | | not paid. | |
| 2 2 0 | | | |
| 2 2 0 | | | |

| NAME. | Su. 8 | M. 9 | Tu. 10 | W. 11 | Th. 12 | F. 13 | Sa. 14 |
|---|---|---|---|---|---|---|---|
| Miss Strobel | c | | | | | | |
| Mrs Burroughs, Hedford | | c | | | | | |
| Miss Romanes Vantage | | | c | | | | |
| Dr. Woodward. | | | c | | | | |
| Mr Fryer. | | | | c | | | |
| Mrs Greenshields | | | | c | | | |
| Mr Evelts Child | | | | | c | | |
| Mrs Challenor | | | | | | c | |
| Miss. Lockyer | | | | | | | c |
| Master Peto. (Summerfield | | | | | | | c |
| Miss Patterson. | | | | | | | c |

| Charge. | Brought Forward. | Total. | MEMORANDA. |
|---|---|---|---|
| | | | Mrs Hartford [illegible] |
| 2 2 0 | | | |
| 2 2 0 | | | |
| | | | c or Proudfoot, not [illegible] |
| | | pd | |
| | | | Pallem. of Brand [illegible] |

| NAME. | Su. 15 | M. 16 | Tu. 17 | W. 18 | Th. 19 | F. 20 | Sa. 21 |
|---|---|---|---|---|---|---|---|
| E C Long Colne | c | | | | | | |
| Mrs Taylor. Radley | | | c | | | | |
| Mr Hutchinson. Ch. ch. Oxf | | | | c | | | |
| Mrs Roby. (or Andrews) | | | | c | | | |
| Mr Pearman Burford | | | | c | | | |
| Miss Harding 9 Bardwell R | | | | | c | | |
| Mr Castle. Brize Norton | | | | | c | | |
| Lionel Lascelles. Wetburn Yorks | | | | | | c | |

| Charge. | | Brought Forward. | | Total. | | MEMORANDA. |
|---|---|---|---|---|---|---|
| [illegible] | 2 | 1 | | | | c Dr Eden Calne |
| 2 | 2 | 0 | | | | |
| | | | | | | P. M. |
| 2 | 2 | 0 | | | | Dr Chevalle |
| 2 | 2 | 0 | | | | |
| 15 | 15 | 0 | | | | Polyarchitis urticā. Dr Anderson |
| | | | | St John. | | Mr Dr Wright. Welburn. Zvill |

| NAME. | Su. 22 | M. 23 | Tu. 24 | W. 25 | Th. 26 | F. 27 | Sa. 28 |
|---|---|---|---|---|---|---|---|
| Canon Drever | c | c | | | | | |
| Mr Greet. | | c | | | | | |
| Miss Palen Dst | | | c | | | | |
| Rev Mr Crossman | | | c | | | | |
| Mrs Strachey London | | | | c | | | |
| Mr Trewille. Churchill | | | | | c | | |
| Mrs Pincheon Maidenhead | | | | | | c | |

| Charge. | Brought Forward. | Total. | MEMORANDA. |
|---|---|---|---|
| | | | |
| 2 2 0 | | | |
| 2 2 " | | | |
| 2 2 " | | | |
| 20 0 0 | | | |
| | | | 30 gun tch Dr Whitney |

| NAME. | Su. 1 | M. 2 | Tu. 3 | W. 4 | Th. 5 | F. 6 | Sa. 7 |
|---|---|---|---|---|---|---|---|
| HB Smith Whitney. | | C | | | | | |
| Mrs Maltby. | | C | | | | | |
| Mrs Buckingham. Longham | | | C | | | | |
| Mrs Semple. | | | | C | | | |
| Mrs Warner Cheltenham | | | | | | C | |
| Dr. Wilson Cheltenham | | | | | | C | |
| Mrs Tomkins. New College | | | | | | C | |
| F. Manton | | | | | | C | |
| D. M. Williams. Swansea | | | | | | | C |

| Charge. | | Brought Forward. | | Total. | | MEMORANDA. |
|---|---|---|---|---|---|---|
| 2 | 2 | 0 | | | | Dr Harvey |
| 2 | 2 | 0 | | | | Dr. Cormick. |
| 2 | 2 | 0 | | | | Dr Cruickshank |
| 2 | 2 | 0 | | | | |
| 5 | 0 | 0 | | | | Mr Howell |
| 126 | 0 | 0 | | | | C Dr Cameron. Swansea |

| NAME. | Su. 8 | M. 9 | Tu. 10 | W. 11 | Th. 12 | F. 13 | Sa. 14 |
|---|---|---|---|---|---|---|---|
| Mr Toulmin | c | | | | | | |
| Mrs Sankey. (Dr S) | | c | | | | | |
| Mr Ross. | | c | | | | | |
| H.R.H. Wales* | | | c | | | | |
| Mrs Scheen. Leamington | | | c | | | | |
| Hon F Cochrane. Ottawa | | | c | | | | |
| E S Tavener. Orel. (Dr+) | | | | c | | | |
| J N Wilson. (Ballock | | | | | | c | |
| Maj Mylea. Chichester | | | | | | | c |
| Mrs Cook Goring | | | | | | | c |
| Mrs Munchin | | | | | | c | |
| Mr Robson, London | | | | | | | c |

* Saw the Prince again today. Very good term. He has been hunting & beagling & enjoying life very much. He bedivils Hansell a bit by keeping late hours & taking too much exercise before breakfast. He looks well & fuller in the face & has gained 5 lbs in weight. His outlook on life is much brighter & he is in better spirits.

| Charge. | | Brought Forward. | | Total. | | MEMORANDA. |
|---|---|---|---|---|---|---|
| 2 | 2 | 0 | | | | |
| 3 | 3 | 0 | | | | |
| | | | | 59 | | Cadogan Sq. not pd |
| 2 | 2 | 0 | | | | |
| 2 | 2 | 0 | | | | Dr Evans |
| 54 | 12 | 0 | | | C | Dr Turnbull. P. Dan. child |

| NAME. | Su. 15 | M. 16 | Tu. 17 | W. 18 | Th. 19 | F. 20 | Sa. 21 |
|---|---|---|---|---|---|---|---|
| Mrs Spooner | | c | | | | | |
| Mr Munchin | | c | | | | | |
| Sister Hamblin. Ch. Ch. | | c | | | | | |
| E. Ker | | | c | | | | |
| Mrs Warne. Brown Streetly | | | c | | | | |
| Edgar, Wells. | | | | c | | | |
| Mrs Pemberton. Banbury | | | | | c | | |
| Mrs. Day. " Banbury. | | | | | c | | |
| Mr Barnes | | | | | | | c |

Assoc. Phys. Cambridge

| Charge. | | Brought Forward. | | Total. | | MEMORANDA. |
|---|---|---|---|---|---|---|
| 2 | 2 | 0 | | | | |
| 2 | 2 | 0 | | | | |
| 2 | 2 | 0 | | | | |
| | | | | | | on Farelkne |
| 21 | 0 | 0 | | | | " Pecorne |
| 2 | 2 | | | | | |

| NAME. | Su. 22 | M. 23 | Tu. 24 | W. 25 | Th. 26 | F. 27 | Sa. 28 |
|---|---|---|---|---|---|---|---|
| Mr Munchin | c | c | | | | | |
| Mr Bell. Almington Downs | | | | | c | | |
| Rev. P H Kempthorne | | | | | | | c |
| | | | Lincoln Judge | | | Wm Tangasso | |

| Charge. | | Brought Forward. | | Total. | | MEMORANDA. |
|---|---|---|---|---|---|---|
| 2 | 2 | 0 | | | | |
| 2 | 2 | | | | | 5 Corser . Wydl Risington. Glos |

| NAME. | Su. 29 | M. 30 | Tu. 31 | W. 1 | Th. 2 | F. 3 | Sa. 4 |
|---|---|---|---|---|---|---|---|
| Fairfax Rhodes Cheltenham | c | | | | | | |
| Mr Symonds | c | c | c | | | | |
| Mr. Alyn. Dr Higgs | | | c | | | | |
| Mr Whillenore. C | | | | | c | | |
| Miss Davies Woodford Bridge | | | | | c | | |
| Jenny Ross | | | c | | c | | |
| Mr Chimery. Fringford | | | | | | c | |
| Mr Porter. Burford | | | | | | c | |
| Miss Nalle. Va. | | | | | | | c |
| Mr Campbell (Mem. all Sch | | | | | | | c |

| Charge. | | Brought Forward. | | Total. | | MEMORANDA. |
|---|---|---|---|---|---|---|
| 52 | 10 | 0 | | | | Dr Kirkland. Aug Pedersi |
| 2 | 2 | 0 | | | | Dr Wood |
| 21 | 0 | 0 | | | | |
| 2 | 2 | 0 | | | | |
| 2 | 2 | 0 | | | | Dr Friedenwald. |
| 2 | 2 | 0 | | | | |

| NAME. | Su. 5 | M. 6 | Tu. 7 | W. 8 | Th. 9 | F. 10 | Sa. 11 |
|---|---|---|---|---|---|---|---|
| Mrs Briggs. Horton | | C | | | | | |
| Mrs Tolle | | | C | | | | |
| Mrs Coppen. Corning | | | C | | • | | |
| Mrs Lewis. 53 Southmore Rd | | | | C | | | |

| Charge. | | Brought Forward. | Total. | MEMORANDA. |
|---|---|---|---|---|
| 5 | 5 | 0 | | |
| 2 | 2 | 0 | | |
| 21 | 0 | 0 | | |
| 2 | 2 | 0 | | |

| NAME | Su. 12 | M. 13 | Tu. 14 | W. 15 | Th. 16 | F. 17 | Sa. 18 |
|---|---|---|---|---|---|---|---|
| Miss Belo. | c | | | | | | |
| Mrs Rosenshaw | | c | | | | | |
| Miss Leno | | c | | c | | | |
| Mr Stevens East Ilsey | | | | c | | | |
| Miss Stevens " " | | | | c | | | |
| Mrs Gubbins Skyne castle | | | | | c | | |
| Mrs Jordan | | | | | c | | |

| Charge. | | Brought Forward. | Total. | MEMORANDA. |
|---|---|---|---|---|
| L | L | 0 | | Dr Foster |
| 2 | 2 | 0 | | Dr Rice Stevenson |
| 2 | 2 | 0 | | |
| L | L | 0 | | Co Treasurer |
| L | L | 0. | | |

| NAME. | Su. 19 | M. 20 | Tu. 21 | W. 22 | Th. 23 | F. 24 | Sa. 25 |
|---|---|---|---|---|---|---|---|
| Mr Ramesdar. (Dr Buzzard) | | | | | C | | |
| J. Green. ch ch. | | | | | | | C |

Lunden

| Charge. | | Brought Forward. | Total. | MEMORANDA. |
|---|---|---|---|---|
| ) | ) | | | Selenoderma |

| NAME. | Su. 26 | M. 27 | Tu. 28 | W. 29 | Th. 30 | F. 1 | Sa. 2 |
|---|---|---|---|---|---|---|---|
| Miss Houlton | c | | | | | | |
| Mrs Max Muller | | | c | | | | |
| Mrs Kingscote Shalon Audley | | | c | | | | |
| Rev. Mr Hill Wrightpont-mills. | | | | c | | | |
| Mr Grün. Cook | | | | | d | c | |

| Charge. | | Brought Forward. | Total. | MEMORANDA. |
|---|---|---|---|---|
| 2 | 2 | 0 | | |
| 2 | 2 | 0 | | |
| 3 | 3 | 0 | | Dr Hendricks. — |
| 2 | 2 | 0 | | |

| NAME. | Su. 3 | M. 4 | Tu. 5 | W. 6 | Th. 7 | F. 8 | Sa. 9 |
|---|---|---|---|---|---|---|---|
| Mr [illegible]. (Dr S. | | c | | | | | |
| Miss Busch. Dr | | | c | | | | |
| T H Rose. Local | | | | c | | | |
| Mr Ritchie. Guildford | | | | c | c | | |

| Charge. | | Brought Forward. | | Total. | | MEMORANDA. |
|---|---|---|---|---|---|---|
| 2 | 2 | 0 | | | | Thanne & Summerlyn |
| 2 | 2 | 0 | | | | |
| 10 | 10 | 0 | | | | |

| NAME. | Su. 10 | M. 11 | Tu. 12 | W. 13 | Th. 14 | F. 15 | Sa. 16 |
|---|---|---|---|---|---|---|---|
| Mr Kinman. Eydenha | | c | | | | | |
| Mr. Adams Hon | | c | | | | | |
| Mr Gaffen. Goring | | | c | | | | |
| Mr Eden ch ch. | | | | c | | | |
| Miss Gillell. Banbury | | | | c | | | |
| Mrs Chapin | | | | | | c | |
| Col Raitton. slow. on wold | | | | | | | c |
| Mrs Hearle. | | | | | | | c |
| Mr Potts Chester | | | | | | | c |

| Charge. | | Brought Forward. | | Total. | | MEMORANDA. |
|---|---|---|---|---|---|---|
| 10 | 10 | 0 | | | | Dr Beaumont. up. Norwood. |
| | | | | | | Brown mar. gall stones, c Dr Mallan |
| 21 | 0 | 0 | | | | |
| | | | | | | Dr Brooks - orchitis |
| 23 | 2 | 0 | | | | Dr Faulkner |
| 29 | 8 | 0 | | | | Dr Style |
| 2 | 2 | | | | | Dr Cheatle |
| 2 | 2 | | | | | |

| NAME. | Su. 17 | M. 18 | Tu. 19 | W. 20 | Th. 21 | F. 22 | Sa. 23 |
|---|---|---|---|---|---|---|---|
| Mrs Briggs. | c | | | | | | |
| Dr Neal | c | | | | | | |
| Miss Henderson | | | c | | | | |
| Mrs Vernon Rugby | | | | | c | | |
| Mrs Bryan Cardiff. | | | | | | | c |

Cardiff Next Scheme

| Charge. | | Brought Forward. | | Total. | | MEMORANDA. |
|---|---|---|---|---|---|---|
| 5 | 5 | 0 | | | | with whitebottle |
| 2 | 2 | 0 | | | | |
| | | | | | | or Rellon |

| NAME. | Su. 24 | M. 25 | Tu. 26 | W. 27 | Th. 28 | F. 29 | Sa. 30 |
|---|---|---|---|---|---|---|---|
| Mr Fanning. Goring | | c | | | | | |
| Sir James Murray | | | c | | c | | |
| Mr Davis (Magdalen | | | c | | | | |
| Mrs Taylor. Marlow | | | c | | | | |
| Miss Stevens. | | | | | | c | |
| Miss Hardy. | | | | | | | c |
| Miss Appleton. c Duckleigh | | | | [illegible] | | | c |
| Mrs H.H. Asquith[1]. London | | | | | | | c |
| Mrs Lyn. | | | | | | c | |
| Mr Somervell. | | | | | | | c |

(1) Wife of Prime Minister

| Charge. | | Brought Forward. | | Total. | | MEMORANDA. |
|---|---|---|---|---|---|---|
| 21 | 0 | 0 | | Dr | Evans | |
| | | | | | | |
| | | | | | | C Dr Mallow (Typhoid) [illegible] |
| 31 | 10 | 0 | | | | Dr Dowris. Marks |
| 2 | 2 | 0 | | | | |
| 2 | 2 | 0 | | | | |
| 12 | 12 | 0 | | C | Dr | Harvey. - Polycythemia [illegible] indi |
| | | | | | | To have blood Cus. (1) 2 alla [illegible] |
| 2 | 2 | | | | | will [illegible] [illegible] |
| 2 | 2 | | | | | Question whether hysteria or organ. |

| NAME. | Su. 31 | M. 1 | Tu. 2 | W. 3 | Th. 4 | F. 5 | Sa. 6 |
|---|---|---|---|---|---|---|---|
| Sir W Ramsay | C | C | | C | C | | |
| Father MacPherson. Hyde Pk | | | C | | | | |
| Miss Woodes | | | C | | | | |
| Dr Parkes | | | C | | | | |
| Mrs Berry. South Lawn. | | | | C | | | |
| Miss Harry Holyrood | | | | | | C | |
| Mrs Westcombe. Abbeyfield | | | | | | C | |
| Mrs Worthington. Rugby. | | | | | | | C |
| | | | | | C. | | |

| Charge. | | Brought Forward. | | Total. | | MEMORANDA. |
|---|---|---|---|---|---|---|
| | | | | N.Y. | | |
| | | | | | | |
| | | | | | | |
| | | | | | | Dr Parsons Stiplin under Wickwood |
| 2 | 2 | . | | | | £16 |
| 2 | 2 | . | | | | |

| NAME | Su. 7 | M. 8 | Tu. 9 | W. 10 | Th. 11 | F. 12 | Sa. 13 |
|---|---|---|---|---|---|---|---|
| Hon Mrs Ronald Greville | | | | | C | | |
| Mr Green Leamington | | | | | | C | |
| Mr Horwitz Kimberley. T.A. | | | | | | C | |
| Miss Hyde 30 Parks Rd | | | | | | C | |
| Mrs Fawcett | | | | | | | C |
| J Strond Banbury | | | | | | | C |
| Mr Atkinson. Hertford | | | | | | | C |
| Mr Burch Bicester | | | | | | | C |

Cambridge Hon. degree

| Charge. | Brought Forward. | Total. | MEMORANDA. |
|---|---|---|---|
| | | 12 | 52.10 to h. 11 Charles st |
| 2 2 0 | | | Dr Olsen |
| 2 2 0 | | | Dr J Smith |
| 2 2 0 | | | Dr Sheehan |
| 2 2 0 | | | |
| 2 2 0 | | | Dr Brown |
| | | | Not had |

| NAME. | Su. 14 | M. 15 | Tu. 16 | W. 17 | Th. 18 | F. 19 | Sa. 20 |
|---|---|---|---|---|---|---|---|
| Mrs Lockhart. Carlisle | C | | | | | | |
| Haydon Sands | | C | | | | | |
| Kirk Hall. Cheltenham | | C | | | | | |
| Mrs Feling. 12 Holywell | | C | | | | | |
| Mrs Asquith. Stanton House | | C | | | | | |
| Dr. Rutherford. Exeter | | C | | | | | |
| Mrs Pease. North. | | | C | | | | |
| Miss Taylor Whitchurch. | | | | C | | | |
| Dean Stavin Kingston Ont | | | | C | | | |
| L. Griffiths. " N. Gds. | | | | C | | | |
| Comodore Gerry Claridges | | | | | C | | |
| Mrs Stowborough Bessels Leigh | | | | | | C | |
| Mrs Morton. Browns Hotel | | | | | | | C |
| Winnefred Gray. " | | | | C | | | |

| Charge. | Brought Forward. | Total. | MEMORANDA. |
|---|---|---|---|
| 2 2 0 | | | |
| 5 0 0 | | | |
| 2 2 0 | | | |
| | Rd. not pd | | |
| | | not pd | bog suspended. appen |
| | C Dr Wood. | | |
| 2 2 0 | | | |
| 2 2 0 | | | |
| | | | |
| | | | |
| | | 52-10.0 to chan | |
| | | | |
| | | 52.10 to chang | |
| 2 | | | Dr Hawes |

| NAME. | Su. 21 | M. 22 | Tu. 23 | W. 24 | Th. 25 | F. 26 | Sa. 27 |
|---|---|---|---|---|---|---|---|
| Comodore Gwry. Claridges | c | | | | c | | |
| Mrs Brooks Steeple Aston | | c | | | | | |
| Mr Hasan | | | c | | | | |
| Mrs Morton | | | | | c | | |
| Mr Mahmoud Bakit. | | | c | | | | |
| Mrs Hudson. Gt Shelford Ost | | | c | | | | |
| Sir James Murray | | | | c | | | |
| Mrs Turner Chelmsford | | | | | | c | |

| Charge. | Brought Forward. | Total. | MEMORANDA. |
|---|---|---|---|
| | | | £2.10.0 b/f |
| 3 . . | | | |
| 2 2 . | | | Plans. |
| | | | |
| | | | |
| | | |

| NAME. | Su. 28 | M. 29 | Tu. 30 | W. 1 | Th. 2 | F. 3 | Sa. 4 |
|---|---|---|---|---|---|---|---|
| Mrs Perry | | c | | | | | |
| Mrs Bennett | | | | | c | | |

| Charge. | Brought Forward. | Total. | MEMORANDA. |
|---|---|---|---|
| | | | Manor Rd Bournemouth |
| | | | June 2 [illegible] Inconsol |
| | | | Professor £ 600 |
| | | | Physics 1500 |
| | | | Invest 1700 |
| | | | Royalty 500 |
| | | | 4300 |
| | | | Exemplar |
| | | | Office rent 120 |
| | | | New motor 450 |
| | | | sec 75 |
| | | | Chauff 75 |
| | | | Books & Jan 200 |
| | | | 920 |

| NAME. | Su. 5 | M. 6 | Tu. 7 | W. 8 | Th. 9 | F. 10 | Sa. 11 |
|---|---|---|---|---|---|---|---|
| Cooke Wilson | c | c | | | | c | |
| Dean Scott | | | | | c | | |
| Miss Tilley | | | | | c | | |

Leeds
To Norwich

Ely & Norwich

| Charge. | Brought Forward. | Total. | MEMORANDA. |
|---|---|---|---|
| | | | |

| NAME. | Su. 12 | M. 13 | Tu. 14 | W. 15 | Th. 16 | F. 17 | Sa. 18 |
|---|---|---|---|---|---|---|---|
| Mrs Goodyear . Dec | | | | | | C | |
| Miss Clarke . Balt | | | | | | C | |
| Mrs Purey . (Dr B.) | | | | | | C | |
| Miss Sally Carter | | | | | | C | |
| Mr Hamilton New York | | | | | | | C |
| Mr Blackstock . Toronto | | | | | | | C |
| Miss Cadwallader . Cheltenham | | | | | C | | |

Grover

Cambridge

| Charge. | | Brought Forward. | | Total. | | MEMORANDA. |
|---|---|---|---|---|---|---|
| 2 | 2 | 0 | | | | |
| 2 | 2 | 0 | | Nellebed | | |
| | | | | | | London rent £ 52.10.0 |
| | | | | | | 5.5.0 |
| 9 | 18 | 0 | | | | C Dr Tatham |

| NAME. | Su. 19 | M. 20 | Tu. 21 | W. 22 | Th. 23 | F. 24 | Sa. 25 |
|---|---|---|---|---|---|---|---|
| Cabot Lodge. | c | c | | c | c | | |
| J C Gibson. Swadcliffe | | c | | | | | |
| F J Shelly. Deal | | | c | | | | |
| Miss. Amy. DH. | | | c | | | | |
| Mrs Downes. | | | | c | | | |
| Miss Rusty- N.Y. DH | | | | c | | | |
| Miss. Karlen- | | | c | c | | | |
| Mrs Dr Shelton. Reading | | | | c | | | |

| Charge. | Brought Forward. | Total. | MEMORANDA. |
|---|---|---|---|
| | 7 , | | 7. 7. [illegible] |
| 2 2 | 6 | | |
| 2 2 | 0 | | |
| 3 3 | 0 | | |

| NAME. | Su. 26 | M. 27 | Tu. 28 | W. 29 | Th. 30 | F. 31 | Sa. 1 |
|---|---|---|---|---|---|---|---|

Aberdeen
Is me a meeting's legend
with Dr McIntosh

| Charge. | Brought Forward. | Total. | MEMORANDA. |
|---|---|---|---|
| | | | |

| NAME. | Su. 2 | M. 3 | Tu. 4 | W. 5 | Th. 6 | F. 7 | Sa. 8 |
|---|---|---|---|---|---|---|---|

Colonsay with
the Strathcona. On
Monday heard of the
declaration of war with
Germany. Could not get
away from the Island until
Thursday. Grace &
Reverse sailed on the Calgarian
on the 31st. I was to follow in
the Aquitania sept 5th
but have cancelled my passage

War with Germany declared

| Charge. | Brought Forward. | Total. | MEMORANDA. |
|---|---|---|---|
| | | | |

| NAME. | Su. 9 | M. 10 | Tu. 11 | W. 12 | Th. 13 | F. 14 | Sa. 15 |
|---|---|---|---|---|---|---|---|
| Miss Strobel. | c | | | | | c | |
| Maj. Keene Wallingford | | c | | | | | |
| Mr Kevin | | c | | c | | | |
| Miss Waller | | | c | | | | |
| Mrs Nevill. | | | | c | | | |
| Prof Cook - Wilson | | | c | . | | | |
| Rev. Farr Cox. Kingsby | | | | c | | | |
| Mr Mobbs | | | | | c | | |
| Mrs Cardlon. Steeple Aston | | | | | c | | |

| Charge. | Brought Forward. | Total. | MEMORANDA. |
|---|---|---|---|
| | | | |
| 2 2 | 0 | | |
| | | | |
| 2 2 | 1 | | |
| 3 3 | 0 | | |
| | | | |
| | | Denn | |
| 2 2 | 0 | | |
| 2 2 | 1 | | |

| NAME. | Su. 16 | M. 17 | Tu. 18 | W. 19 | Th. 20 | F. 21 | Sa. 22 |
|---|---|---|---|---|---|---|---|
| Mr Hertford. | | c | | | | | |
| Mr Morris. | | c | | | | | |
| Mr Parsons | | | c | | | | |
| Mr Pille. C Dr Woodward. | | | | c | | | |
| Basil Hedley. Mugham | | | | c | | | |
| Miss Vawten 1 S & Michaels | | | | | | C. | |

| Charge. | | Brought Forward. | | Total. | | MEMORANDA. |
|---|---|---|---|---|---|---|
| | | not paid | | | | |
| 2 | 2 | 0 | | | | |
| 2 | 2 | 0 | | | | Dr Woodward |
| 5 | 5 | 0 | | | | C Dr Little, Meghan |
| 2 | 2 | 0 | | | | |

| NAME. | Su. 23 | M. 24 | Tu. 25 | W. 26 | Th. 27 | F. 28 | Sa. 29 |
|---|---|---|---|---|---|---|---|
| J J Mc Knight. Inst an | | C | | | | | |
| Miss Mc Knight. | | | | | | | |
| T W Porter, Burford | | | C | | | | |
| Mrs Atkinson | | | C | | | | |
| Miss Hewett, St Marlow | | | | | C | | |
| Mrs Geo. Twentyman | | | | | | | C |

| Charge. | Brought Forward. | Total. | MEMORANDA. |
|---|---|---|---|
| 2 2 0 | | | |
| 2 2 0 | | | |
| 2 2 0 | | | |
| 2 2 0 | | | |

| NAME. | Su. 30 | M. 31 | Tu. 1 | W. 2 | Th. 3 | F. 4 | Sa. 5 |
|---|---|---|---|---|---|---|---|
| Mrs Weatherbee Greenbay Benson | c | | | | | | |
| Miss Thirlwall. Boars Hill | | c | | | | | |
| Mr Sedgwick Rugby | | | c | | | | |
| Mr Parsons | | | | c | | | |
| Mr Tonkinin - Smith | | | | c | | | |
| Miss Kissel. N.Y. London | | | | | | c | |

| Charge. | | Brought Forward. | | Total. | | MEMORANDA. |
|---|---|---|---|---|---|---|
| | | | | | | sent. Sept. 11th |
| | | | | | C | Dr Birch. not pd |
| 3 | 3 | 0 | | | | C Dr Gilson |
| 50 | 8 | 0 | | | | Dr Dutles |
| 2 | 2 | 0 | | | | |
| | | | | | | not pd. Dr Duggan, Mrs T. |
| | | | | | | 63.10. to do Dr Rust |

| NAME. | Su. 6 | M. 7 | Tu. 8 | W. 9 | Th. 10 | F. 11 | Sa. 12 |
|---|---|---|---|---|---|---|---|
| Coolie - Watson. | C | | | | | | |
| Maj. Keene | | C | | | | | |
| Miss | | | C | | | | |
| Mrs W. B. Brown. Miss | | | C | | | | |

| Charge. | Brought Forward. | Total. | MEMORANDA. |
|---|---|---|---|
| 2 2 | 0 | | |
| | | with | Dr Armour |
| | | 63.50 | Rd |

| NAME. | Su. 13 | M. 14 | Tu. 15 | W. 16 | Th. 17 | F. 18 | Sa. 19 |
|---|---|---|---|---|---|---|---|
| L. Lodge. | | c | | | | | |
| JB McMeyer. Toronto | | | c | | | | |
| Sir F. Cardew. Rangoon | | | | | c | | |
| R W Hogg. Portland. Or. | | | | | | | c |

| Charge. | | Brought Forward. | | Total. | | MEMORANDA. |
|---|---|---|---|---|---|---|
| 2 | 2 | 0 | | | | |
| 5 | 0 | 0 | | | | |

| NAME. | Su. 20 | M. 21 | Tu. 22 | W. 23 | Th. 24 | F. 25 | Sa. 26 |
|---|---|---|---|---|---|---|---|
| Miss Lee Thomas. N.Y. | | | c | | | | 2 |
| Lady Cannings. Hendon | | | | c | | | |

| Charge. | Brought Forward. | Total. | MEMORANDA. |
|---|---|---|---|
| 5 0 0 | | | |

| NAME. | Su. 27 | M. 28 | Tu. 29 | W. 30 | Th. 1 | F. 2 | Sa. 3 |
|---|---|---|---|---|---|---|---|
| Mrs Lee Thomas N.Y. | | | c | | . | . | |

Langley Park.

| Charge. | Brought Forward. | Total. | MEMORANDA. |
|---|---|---|---|
| 5 0 | . | | |

| NAME. | Su. 4 | M. 5 | Tu. 6 | W. 7 | Th. 8 | F. 9 | Sa. 10 |
|---|---|---|---|---|---|---|---|
| Arthur Kemp Paris | | | C | | | | |
| Miss Rollestin Haslam | | | | | C | | |
| Miss Lee Thomas N Y | | | | | | C | |

| Charge. | Brought Forward. | Total. | MEMORANDA. |
|---|---|---|---|
| | | | |

| NAME. | Su. 11 | M. 12 | Tu. 13 | W. 14 | Th. 15 | F. 16 | Sa. 17 |
|---|---|---|---|---|---|---|---|
| Miss Morton | | | c | | | | |
| Mr. E Smith Wolney | | | | | . | c | |

Beechborgh Park
Cau. Hospital

| Charge. | | Brought Forward. | | Total. | | MEMORANDA. |
|---|---|---|---|---|---|---|
| 2 | 2 | 6 | | | | |

| NAME. | Su. 18 | M. 19 | Tu. 20 | W. 21 | Th. 22 | F. 23 | Sa. 24 |
|---|---|---|---|---|---|---|---|
| Stewart Tupper | | c | | | | | |
| Mrs Thomas 91 Mills | | | | c | | | |
| Mrs Sloman. Sydney. Aus | | | | c | | | |
| Lady Seymour | | | | | c | | |

| Charge. | Brought Forward. | Total. | MEMORANDA. |
|---|---|---|---|
| 2 2 | 0 | | |
| | | | Visit to London. at G.W. Stat hotel |
| 2 2 | 0 | | To write in 3 weeks [illegible] |

| NAME. | Su. 25 | M. 26 | Tu. 27 | W. 28 | Th. 29 | F. 30 | Sa. 31 |
|---|---|---|---|---|---|---|---|
| Mrs Weaver Dst | | c | | | | | |
| Mrs Hoden. Dst | | | c | | | | |
| Mrs alden - (Dr. Gardner | | | | c | | | |
| Mrs Clements, chipping Norton | | | | | c | | |
| Mrs Brassey | | | | | | | c |

| Charge. | | Brought Forward. | Total. | MEMORANDA. |
|---|---|---|---|---|
| | | | | |
| | | | | |
| 2 | 2 | 0 | | |
| 2 | 2 | . | | |
| 7 | 3 | 6 | | |

| NAME. | Su. 1 | M. 2 | Tu. 3 | W. 4 | Th. 5 | F. 6 | Sa. 7 |
|---|---|---|---|---|---|---|---|
| Mr Prescott Torquay | | c | | | | | |
| Mrs Biden Cheltenham | | | | c | | | |
| Mrs Thomas Fairfield | | | | c | | | |
| Mrs | | | | | c | | |
| Rev Mr Harris | | | | | | c | |
| Mr Wooster Bledlow | | | | | | | c |

Queen Hospital Parsonage

| Charge. | Brought Forward. | Total. | MEMORANDA. |
|---|---|---|---|
| 78 13 0 | | | C & S Stabb |
| 2 2 0 | | | |
| 2 2 0 | | | & McWalters. Gloucester. |
| 2 2 6 | | | |

| NAME. | Su. 8 | M. 9 | Tu. 10 | W. 11 | Th. 12 | F. 13 | Sa. 14 |
|---|---|---|---|---|---|---|---|
| Mrs Heberden Cheltenham | c | | | | | | |
| Mrs Hebden. Dr Collier. D.H. | | c | | | | | |
| Col. Williams 18 Hath. Rd | | | | | c | | |
| Col. Mylren. R.A. | | | | | c | | |
| E J Walkin 45 Chalfont Rd D.H. | | | | | | c | |
| Mrs Hodgson. Winchester | | | | | | | c |

Canadian Hospital Folkestone

| Charge. | | Brought Forward. | | Total. | | MEMORANDA. |
|---|---|---|---|---|---|---|
| 42 | 0 | 0 | | | | Dr Affleck |
| 2 | 2 | 0 | | | | |
| 2 | 2 | 0 | | | | |
| 57 | 15 | 0 | | | | with Dr Child, Wt End or Ph? |

| NAME. | Su. 15 | M. 16 | Tu. 17 | W. 18 | Th. 19 | F. 20 | Sa. 21 |
|---|---|---|---|---|---|---|---|
| Miss Fox | | | | | c | | |
| Stewart Tupper | c | c | c | c | | | |

| Charge. | Brought Forward. | Total. | MEMORANDA. |
|---|---|---|---|
| 2 2 6 | | | |

| NAME. | Su. 22 | M. 23 | Tu. 24 | W. 25 | Th. 26 | F. 27 | Sa. 28 |
|---|---|---|---|---|---|---|---|
| Miss Fisher. Offly | | c | | | | | |
| Mrs Piggott | | | | c | | | |
| Mrs Prescott | | | | | | c | |

Pangl-

| Charge. | | Brought Forward. | | Total. | | MEMORANDA |
|---|---|---|---|---|---|---|
| | | | | | | nd St Brandfort 3.3.v.l.l. Harrold |
| 2 | 2 | v | | | | |
| | | | | | | |
| | | | | | | |
| | |

| NAME. | Su. 29 | M. 30 | Tu. 1 | W. 2 | Th. 3 | F. 4 | Sa. 5 |
|---|---|---|---|---|---|---|---|
| Mr Fessenden | | | c | | | | |
| Mr Thayer | | | | c | | | |

Q. Cold Sat + Sunday.

| Charge. | Brought Forward. | Total. | MEMORANDA. |
|---|---|---|---|
| 5 0 0 | | | |
| 2 2 0 | | | |

| NAME. | Su. 6 | M. 7 | Tu. 8 | W. 9 | Th. 10 | F. 11 | Sa. 12 |
|---|---|---|---|---|---|---|---|
| Mr J B Hall, Barton abbey. | | | | | C | | |

| Charge. | | Brought Forward. | | Total. | | MEMORANDA. |
|---|---|---|---|---|---|---|
| 12 | 12 | 0 | | | | C Dr Venning. |

| NAME. | Su. 13 | M. 14 | Tu. 15 | W. 16 | Th. 17 | F. 18 | Sa. 19 |
|---|---|---|---|---|---|---|---|
| Miss Oswald-Smith | | | | | c | | |
| Wendy Stuart. Cheltenham | | | | | c | | |
| Mr Brock. Reading | | | | | | | |

| Charge. | Brought Forward. | Total. | MEMORANDA. |
|---|---|---|---|
| 55 0 | | c. or | Grunbaum - Lunch |
| 42 0 0 | | | |
| 2 2 | | | |

| NAME. | Su. 20 | M. 21 | Tu. 22 | W. 23 | Th. 24 | F. 25 | Sa. 26 |
|---|---|---|---|---|---|---|---|
| Mr. Slonemann. Mosler & Marsh | c | | | . | . | . | |

| Charge. | | Brought Forward. | | Total. | | MEMORANDA. |
|---|---|---|---|---|---|---|
| 30 | 10 | . | | | | c Dr Gulf. Paraplegia |

| NAME. | Su. 27 | M. 28 | Tu. 29 | W. 30 | Th. 31 | F. | Sa. |
|---|---|---|---|---|---|---|---|
| Miss Morton | | c | | | | | |
| Miss Stubbins Twaitcliffe Pk | | | c | | | | |
| Mrs. Cope | | | | c | c | | |

| Charge. | | Brought Forward. | | Total. | | MEMORANDA. |
|---|---|---|---|---|---|---|
| 2 | 2 | 0 | | | | |
| 2 | — | 0 | | | | |

GENERAL MEMORANDA.

GENERAL MEMORANDA.

## GENERAL MEMORANDA.

GENERAL MEMORANDA.

## GENERAL MEMORANDA.

GENERAL MEMORANDA.

## GENERAL MEMORANDA.

GENERAL MEMORANDA.

| Name of Father. | Age | Name of Mother. | Age | End Last Menst. | Date Exptd. Conf't. | Date Del'd. |
|---|---|---|---|---|---|---|
| | | | | | | |

| NAME OF CHILD. | No. | Sex | Race. | Wght. | Lgth. | Presentation. | ADDRESS. |
|---|---|---|---|---|---|---|---|

| Name of Father. | Age | Name of Mother. | Age | End Last Menst. | Date Exptd. Conf't. | Date Del'd. |
|---|---|---|---|---|---|---|
| | | | | | | |

| Name of Child. | No. | Sex | Race. | Wght. | Lgth. | Presentation. | Address. |
|---|---|---|---|---|---|---|---|
| | | | | | | | |

| Name of Father. | Age | Name of Mother. | Age | End Last Menst. | Date Exptd. Conf't. | Date Del'd. |
|---|---|---|---|---|---|---|
| | | | | | | |

| Name of Child. | No. | Sex | Race. | Wght. | Lgth. | Presentation. | Address. |
|---|---|---|---|---|---|---|---|
| | | | | | | | |

| Name of Father. | Age | Name of Mother. | Age | End Last Menst. | Date Exptd. Conf't. | Date Del'd. |
|---|---|---|---|---|---|---|
| | | | | | | |

| NAME OF CHILD. | No. | Sex | Race. | Wght. | Lgth. | Presentation. | ADDRESS. |
|---|---|---|---|---|---|---|---|
| | | | | | | | |

| Name of Father | Age | Name of Mother. | Age | End Last Menst. | Date Exptd. Conf't. | Date Del'd. |
|---|---|---|---|---|---|---|
| | | | | | | |

| Name of Child. | No. | Sex | Race. | Wght. | Lgth. | Presentation. | Address. |
|---|---|---|---|---|---|---|---|
| | | | | | | | |
| | | | | | | | |
| | | | | | | | |

| Name of Father. | Age | Name of Mother. | Age | End Last Menst. | Date Exptd. Conf't. | Date Del'd. |
|---|---|---|---|---|---|---|
| | | | | | | |

| Name of Child. | No. | Sex | Race. | Wght. | Lgth. | Presentation. | Address. |
|---|---|---|---|---|---|---|---|
| | | | | | | | |

| NAME. | DATE. | RESULT. |
| --- | --- | --- |

| NAME. | DATE. | RESULT. |
| --- | --- | --- |

| NAME. | DATE. | RESULT. |
| --- | --- | --- |
| | | |

| NAME. | DATE. | RESULT. |
| --- | --- | --- |

| NAME AND ADDRESS OF DECEASED. | AGE. Y. | M. | D. | COLOR. |
|---|---|---|---|---|

| Mr'd, Single or Widowed | PLACE AND CAUSE OF DEATH. | DATE. |
| --- | --- | --- |

| NAME AND ADDRESS OF DECEASED. | AGE. Y. | M. | D. | COLOR. |
|---|---|---|---|---|

| Mr'd, Single or Widowed | PLACE AND CAUSE OF DEATH. | DATE. |
| --- | --- | --- |

ADDRESSES OF PATIENTS.

ADDRESSES OF PATIENTS.

ADDRESSES OF PATIENTS.

ADDRESSES OF PATIENTS.

ADDRESSES OF NURSES.

ADDRESSES OF NURSES.

| Bill Sent. | Name. | Amount Charged. | Amount Paid. | | When Paid. |
|---|---|---|---|---|---|
| Jan | Dominion Bk | | 108 | 19 | 6 |
| Jan 1st | Eveline | | 62 | 10 | 0 |
| 3 | Mr McKeale | | 3 | 3 | 0 |
| 4 | Al Dickson Stipend | | 65 | 4 | 1 |
| 5 | Mr Buckler | | 2 | 2 | 0 |
| " | Lady Watney | | 3 | 3 | 0 |
| 6 | Miss Martin | | 2 | 0 | 0 |
| 10 | McKay Cables 126 | | 26 | 0 | 0 |
| " | C P R. 137 | | 28 | 0 | 0 |
| " | Gas 125 | | 25 | 0 | 0 |
| " | Grieb | | 2 | 2 | 0 |
| " | Mr Thomson | | 5 | 1 | 0 |
| 13 | Swansea, Mr Lea. | | 112 | 19 | 6 |
| 15 | Mr Price | | 2 | 2 | 0 |
| 21 | Mrs James | | 2 | 2 | 0 |
| 26 | Mr Sachs | | 3 | 3 | 0 |
| 28 | Aquamitas, P. Blakeley | | 14 | 1 | 1 |
| " | Mr Sturly. for Olive | | 2 | 2 | 0 |
| 30 | Prof Turner | | 2 | 2 | 0 |
| " | Mr Sterring | | 2 | 2 | 0 |
| Feb. 2 | Mr Shepherd | | 2 | 2 | 0 |
| " 3 | Miss Lockyer | | 10 | 10 | 0 |
| " 4 | Mr Parrott | | 10 | 10 | 0 |
| 5 | Mrs Cooper. | | 2 | 2 | 0 |
| " | Mrs Thompson | | 2 | 2 | 0 |
| 6 | Miss Wooster | | 2 | 2 | 0 |
| " | Miss Colbourne | | 2 | 2 | 0 |
| " | Mrs W Schuh | | 2 | 2 | 0 |
| " | Mr Smith | | 2 | 2 | 0 |
| | | | 500 | 0 | 0 |

| Bill Sent. | Name. | Amount Charged. | | Amount Paid. | | When Paid. |
|---|---|---|---|---|---|---|
| | | | | 500 | 00 | |
| 7 | Mr Whitley | | | 2 | 2 | 0 |
| 9 | Mrs Greenshields | | | 2 | 2 | 0 |
| " | Mr Fregin | | | 2 | 2 | 0 |
| 13 | B. Pelo | | | 3 | 3 | 0 |
| 17 | Mrs Taylor | | | 2 | 2 | |
| " | Imp Bk $735 | | | £147 | 0 | 0 |
| 18 | Mr Delmagan | | | 2 | 2 | 0 |
| " | Mrs Pearman | | | 2 | 2 | 0 |
| 19 | Miss Harding | | | 2 | 2 | 0 |
| " | Mr Castle | | | 15 | 15 | 0 |
| 22 | Mrs Wells | | | 5 | 0 | 0 |
| 22 | Mr Grant | | | 2 | 2 | 0 |
| 24 | Mrs Crossman | | | 2 | 2 | 0 |
| 25 | Mrs Strachey | | | 2 | 2 | 0 |
| " | Mr Trenchen | | | 20 | 0 | 0 |
| 121 | Bk Montreal (53-13-11 | | | 57 | 0 | 5 |
| " | Mr Smith | | | 2 | 2 | 0 |
| " | Mr Maltby | | | 2 | 2 | 0 |
| 3 | Mr Buckingham | | | 2 | 2 | 0 |
| 4 | Mr Deneble | | | 2 | 2 | 0 |
| " | Mr Pinchin | | | 31 | 10 | 0 |
| " | Miss Faithfull | | | 92 | 0 | 0 |
| 6 | Mr Warner | | | 5 | 0 | 0 |
| 7 | Dr Williams | | | 126 | 0 | 0 |
| " | Radcliffe Cam | | | 11 | 10 | 0 |
| 8 | Mr Tormin | 2. 2 | | 2 | 2 | 0 |
| 11 | Mrs Burns | | | 52 | 10 | 0 |
| | | | | £1097 | 10 | 0 |

| Bill Sent. | Name | Amount Charged. | Amount Paid. | | When Paid. |
|---|---|---|---|---|---|
| | | | 1097 | 10 | 0 |
| Mr. 11 | S & J. Constable | | [illegible] | 11 | 0 |
| " 13 | Mrs Cook | | 2 | 2 | 2 |
| " | Maj Mylrea | | 2 | 2 | 0 |
| " 14 | Mr Robson | | 54 | 12 | 0 |
| " 15 | Hon F Cochrane | | 5 | 0 | 0 |
| " 16 | Mrs Hamblin | | 2 | 2 | 0 |
| " 17 | Mrs Warne-Brown | | 2 | 2 | 0 |
| " 19 | Mrs Day | | 21 | 0 | 0 |
| 20 | Mr Baines | | 2 | 2 | 0 |
| 22 | Lord Willm. | | 52 | 10 | 0 |
| 23 | Mr Nanton | | 40 | 0 | 0 |
| 27 | John N Wilson | | 2 | 2 | 0 |
| " | Prof Turner | | 2 | 2 | 0 |
| 29 | Fairfax Rhodes | | 52 | 10 | 0 |
| " | Mr Kempthorne | | 2 | 2 | 0 |
| 30 | Lady Watkins Williams | | 15 | 15 | 0 |
| " | Mr Long. | | 2 | 2 | 0 |
| April 2nd | Mr Whiteman | | 2 | 2 | 0 |
| " | Dom BK | | 73 | 19 | 6 |
| 3 | Mr Chimery | | 21 | 0 | 0 |
| 4 | Mr Nalle | | 2 | 2 | 0 |
| " | Mr Proctor | | 2 | 2 | 0 |
| " | Mr Campbell | | 2 | 2 | 0 |
| 6 | Mrs Davies | | 3 | 3 | 0 |
| 7 | Mrs Briggs | | 5 | 5 | 0 |
| " | C P R #177 | | 35 | 10 | 0 |
| " | Mr Hyde | | 2 | 2 | 0 |
| " | Mr Coppen | | 21 | 0 | 0 |
| | | | £1528 | 12 | |

| Bill Sent. | Name. | Amount Charged. | Amount Paid. | | When Paid. |
|---|---|---|---|---|---|
| April | Forward | | 1528 | 12 | 0 |
| 8 | Miss Lemo | | 2 | 2 | 0 |
| " | Ch. Ch. £3. | | 25 | 0 | 0 |
| " | Gas. Co | | 25 | 0 | 0 |
| 13 | Mrs Olivenshaw | | 2 | 2 | 0 |
| 15 | Mrs McCreery. | | 52 | 10 | 0 |
| " | Mrs Stevens | | 4 | 4 | 0 |
| " | Constable. M. Rec. man. | | 2 | 10 | 6 |
| 16 | Mrs Gubbins | | 2 | 2 | 0 |
| " | Mrs Jordan | | 2 | 2 | 0 |
| 18 | Soo Rd. $812 = | | 160 | 10 | 0 |
| 25 | Mrs B. (Dr Buzzans | | 3 | 3 | 0 |
| 25 | Mrs Bell | | 3 | 3 | 0 |
| " | Crown Benefaction | | 36 | 0 | 0 |
| 27 | Mrs Hamblin | | 2 | 2 | 0 |
| " | Mrs Macy. | | 2 | 2 | 0 |
| " | Mrs Kingscote | | 3 | 3 | 0 |
| 30 | Mrs Hall | | 2 | 2 | 0 |
| 4 | Mrs Scott | | 2 | 2 | 0 |
| 6 | Book ($2428) | | 500 | 0 | 0 |
| 8 | Mrs Ritchie | | 10 | 10 | 0 |
| 9 | Bill Mint $284 (C.P.R. | | [illegible] | 12s | 0 |
| 11 | Mrs Kinman | | 10 | 10 | 0 |
| 12 | Mrs Goppen | | 21 | 0 | 0 |
| 13 | Miss Gillett | | 23 | 2 | 0 |
| 15 | Capt Baillie | | 29 | 8 | 0 |
| " | Mrs Hearle | | 2 | 2 | 0 |
| " | Mrs Potts | | 2 | 2 | 0 |
| | | | £2459 | 0 | 0 |

| Bill Sent. | Name. | Amount Charged. | Amount Paid. | | When Paid. |
|---|---|---|---|---|---|
| | Imp Bk. May 1st | | 147 | 0 | 0 |
| May 16 | Forward | | 2459 | 0 | 0 |
| " | Mr Briggs | | 5 | 5 | 0 |
| 18 | Mrs Armstrong | | 5 | 5 | 0 |
| " | Lady Eden | | 2 | 2 | 0 |
| 19 | Mrs Drover | | 12 | 12 | 0 |
| 20 | Miss Henderson | | 2 | 2 | 0 |
| 25 | Mr Fanning | | 21 | 0 | 0 |
| 26 | Mrs Taylor | | 31 | 10 | 0 |
| 28 | Mrs Vernon | | 2 | 2 | 0 |
| 29 | Mrs Stevens | | 2 | 2 | 0 |
| 31 | Miss Appleton. | | 12 | 12 | 0 |
| " | Mr Hardy. | | 2 | 2 | 0 |
| " | Mr Lyon | | 2 | 2 | 0 |
| " | Mr Somervell | | 2 | 2 | 0 |
| June 3 | Bk Montreal (10% + 1% bonus | | 79 | 16 | 7 |
| 5 | Miss Harvey | | 2 | 2 | 0 |
| " | Mr Westcombe | | 2 | 2 | 0 |
| 7 | DPH. fees | | 15 | 15 | 0 |
| 10 | Sir W Wilson | | 6 | 6 | 0 |
| " | Mr Worthington | | 55 | 13 | 0 |
| 12 | Mr | | 2 | 2 | 0 |
| " | Miss Hyde | | 2 | 2 | 0 |
| " | Mr Green | | 2 | 2 | 0 |
| 13 | Mr Stroud | | 2 | 2 | 0 |
| " | Mrs Fancett | | 2 | 2 | 0 |
| 14 | Mrs Lockhart | | 2 | 2 | 0 |
| 15 | Mrs Peirce | | 2 | 2 | 0 |
| " | Haydon Sands | | 5 | 0 | 0 |
| | | | £2892 | 5 | 0 |

| Bill Sent. | Name. | Amount Charged. | Amount Paid. | | When Paid. |
|---|---|---|---|---|---|
| | [illegible] | | | | |
| | [illegible] | £ | 2892 | 5 | |
| 16 | Col Hall | | 2 | 2 | 0 |
| " | Miss Taylor | | 2 | 2 | 0 |
| 16 | Mrs Greville | | 52 | 10 | 0 |
| 18 | Mr Hasan | | 2 | 2 | 0 |
| 24 | Mrs Turner | | 2 | 2 | 0 |
| 27 | Examination | | 40 | 0 | 0 |
| 29 | Dom Bank | | 73 | 19 | 6 |
| 30 | Com. Gerry | | 200 | 0 | 0 |
| July 2 | Mrs Bennett | | 2 | 2 | 0 |
| " | Emeline | | 62 | 10 | 0 |
| " | Griffith | | 2 | 2 | 0 |
| 3 | Miss Henderson | | 2 | 2 | 0 |
| 4 | Aldrichian Stipend | | 66 | 5 | 0 |
| 9 | Miss Chapman | | 2 | 2 | 0 |
| " | CPR | | 35 | 10 | 0 |
| " | Gas. Co | | 25 | 0 | 0 |
| " | Marty Cables April & July | | 52 | 10 | 0 |
| [illegible] | Aequanimitas payment in 3rd Insp. | | 125 | 00 | |
| " | Winifred Gray | | 2 | 2 | 0 |
| 17 | Miss Clarke | | 2 | 2 | 0 |
| " | Mrs Huey | | 2 | 2 | 0 |
| " | Mr Tatham | | 39 | 18 | 0 |
| 20 | Mr Gibson | | 2 | 2 | 0 |
| " | Mr Shelley | | 2 | 2 | 0 |
| 21 | Mrs Dunne | | 3 | 3 | 0 |
| 30 | Miss Carter | | 52 | 10 | 0 |
| " | Mr Hamilton | | 6 | 6 | 0 |
| | | £ | 3736 | 13 | 0 |

| Bill Sent. | Name. | Amount Charged. | Amount Paid. | | When Paid. |
|---|---|---|---|---|---|
| | | £ | 3736 | 13 | 0 |
| Aug 12. | Miss Nevell | | 3 | 3 | 0 |
| " | Miss Waller | | 2 | 2 | 0 |
| " | Mag Keene | | 2 | 2 | 0 |
| " | Horse & Carr. Ins Co | | 4 | 4 | 0 |
| " 14 | Miss Carlton | | 2 | 2 | 0 |
| " " | Mr Mobbs | | 2 | 2 | 0 |
| " | Miss Parsons | | 2 | 2 | 0 |
| 19 | Imp. B K. $735 | | 147 | 0 | 0 |
| " | Mr Pike | | 2 | 2 | 0 |
| " | Mr Hedley | | 5 | 5 | 0 |
| 21 | Miss Vawper | | 2 | 2 | 0 |
| 25 | Mr al Kinsen | | 2 | 2 | 0 |
| " | Mr Potter | | 2 | 2 | 0 |
| 27 | Miss Hewitt | | 2 | 2 | 0 |
| 29 | Mr Tinnlyman | | 2 | 2 | 0 |
| Sept 14. | B K Montreal | | 57 | 8 | 5 |
| " | Mr Sidgwick | | 50 | 8 | 0 |
| " | Miss Thirlwall | | 3 | 3 | 0 |
| 3 | Mr Parsons | | 2 | 2 | 0 |
| 7 | Mag Keene | | 2 | 2 | 0 |
| 9. | Cabot Lodge | | 91 | 17 | 0 |
| " | C P R. Sp Inv. F. $42.00 | | 8 | 10 | 0 |
| 11 | Mr Bunn | | 63 | 3 | 0 |
| 14 | Miss Weatherby | | 11 | 11 | 0 |
| 17. | S & J. H. & Co | | | 10 | 4 |
| " | Sir F Cardew | | 2 | 2 | 0 |
| 19 | " R. Hoyt | | 5 | 0 | 0 |
| 21 | H K Lewis Aquam | | 6 | 6 | 2 |
| | | £ | 4223 | 4 | 0 |

| Bill Sent. | NAME. | Amount Charged. | Amount Paid. | When Paid. |
|---|---|---|---|---|
| | Forward | £ | 4223 4 0 | |
| 21 | Mrs Godfrey | | 2 2 0 | |
| 28 | Mrs Lee Thomas | | 5 0 0 | |
| Oct 2 | Dom. Bk | | 73 19 6 | |
| " | Evelina | | 62 10 0 | |
| 6 | Miss Barr | | 15 15 0 | |
| 8 | Ch Ch. (21.9.3 | | 25 0 0 | |
| " | C P R. | | 35 10 0 | |
| 12 | Gas. | | 25 0 0 | |
| " | Melloy. | | 25 10 | |
| 15 | Mrs Smith | | 2 2 0 | |
| 21 | [illegible] | | 160 10 0 | |
| " | Mrs Farquhar | | 2 2 0 | |
| 22 | Mrs Thomas | | 2 2 0 | |
| 29 | Mr alden | | 2 2 0 | |
| " | Miss Lee Thomas | | 5 5 1 | |
| 30 | Mrs clements | | 2 2 0 | |
| 2 | Mrs Brassey | | 3 3 1 | |
| 3 | Mrs Prescott | | 78 15 0 | |
| 4 | Miss Baden | | 2 2 0 | |
| " | Mrs Thomas | | 2 2 1 | |
| 4 | Mrs woodall | | 2 2 0 | |
| 7 | Mr Robertson | | 42 0 0 | |
| 11 | Prof Williams | | 2 2 0 | |
| " | Col. Mayhew | | 2 2 0 | |
| 12 | Appleton & Co $1053 = | | 210 10 0 | |
| 14 | Mrs Hodgson | | 57 15 0 | |
| " | Drop Board | | 147 00 | |
| | | £ | 5220 16 | |

| Bill Sent. | Name. | Amount Charged. | Amount Paid. | | When Paid. |
|---|---|---|---|---|---|
| Nov 20 | Forward | | 5220 | 16 | 0 |
| " | Mrs Fox | | 2 | 2 | 0 |
| 24 | Mrs Piggott | | 2 | 2 | 0 |
| Dec 1 | Mr Fessenden | | 5 | 0 | 0 |
| " | Mrs. | | 2 | 2 | 0 |
| 2. | Bk Montreal | | 79 | 16 | 7 |
| 4 | Mr Thayer | | 2 | 2 | 0 |
| 5. | John Locke | | 3 | 3 | 0 |
| 10 | Mr Filing | | 2 | 2 | 0 |
| " | D.P.H. | | 15 | 15 | 0 |
| 11 | Mr Hall | | 12 | 12 | 0 |
| 12 | Ex. fees. | | 25 | 0 | 0 |
| " | Mr Foster | | 3 | 3 | 0 |
| 17 | Lady Stewart. | | 42 | 0 | 0 |
| 18 | Mrs Oswald Smith | | 5 | 5 | 0 |
| 20 | Presidential Fees (Mallan | | 57 | 15 | 0 |
| " | Mrs Brock | | 2 | 2 | 0 |
| 24 | Miss Tilly | | 2 | 2 | 0 |
| 28 | Dom Bk + 2% pa | | 123 | 5 | 9 |
| " | Mr Stoneman | | 30 | 10 | 0 |
| " | Mrs Gibbons | | 2 | 2 | 0 |
| 30 | Mr Cope | | 2 | 2 | 0 |
| " | Mr | | 2 | 2 | 0 |
| | | | £5645 | 1 | 3 |

| Bill Sent. | NAME. | Amount Charged. | Amount Paid. | When Paid. |
|---|---|---|---|---|
| | | | | |

| Bill Sent. | NAME. | Amount Charged. | Amount Paid. | When Paid. |
|---|---|---|---|---|

| Bill Sent. | NAME. | Amount Charged. | Amount Paid. | When Paid. |
|---|---|---|---|---|

| Bill Sent. | NAME. | Amount Charged. | Amount Paid. | When Paid. |
|---|---|---|---|---|
| | | | | |

| Bill Sent. | Name. | Amount Charged. | | Amount Paid. | | When Paid. |
|---|---|---|---|---|---|---|
| | March 2nd | | | | | |
| | Lord Eglinton | | | 5 | 5 | |
| | Lord Wilton | | | 52 | 10 | |
| | Mrs Burns | | | 52 | 10 | |
| | Messrs Faulkfull | | | 92 | 0 | |
| | Mrs O'Brien | | | 5 | 5 | |

| Bill Sent. | NAME. | Amount Charged. | | Amount Paid. | | When Paid. |
|---|---|---|---|---|---|---|
| | | | | | | |

| Bill Sent. | NAME. | Amount Charged. | Amount Paid. | When Paid. |
|---|---|---|---|---|

| Bill Sent. | NAME. | Amount Charged. | Amount Paid. | When Paid. |
|---|---|---|---|---|

| Bill Sent. | NAME. | Amount Charged. | Amount Paid. | When Paid. |
|---|---|---|---|---|

| Bill Sent. | NAME. | Amount Charged. | Amount Paid. | When Paid. |
|---|---|---|---|---|

THE

# PRACTITIONER'S

# VISITING-LIST

1915

THIRTY PATIENTS PER WEEK




PHILADELPHIA AND NEW YORK

LEA & FEBIGER

Copyright, 1914, by Lea & Febiger

# CONTENTS.


| | PAGE |
|---|---|
| How to Keep Accounts | 3 |
| How to Keep the Visiting-List | 3 |
| Signs Used in Keeping Visiting-List | 3 |
| Periods of Dentition | 3 |
| To Find Day of Confinement | 4 |
| Thermometric Scales | 4 |
| Weights and Measures (Ordinary and Metric) | 4 |
| Comparative Scales | 5 |
| Examination of the Urine | 6-9 |
| Important Incompatibles | 9 |
| Artificial Respiration | 10 |
| Table of Eruptive Fevers | 11 |
| Poisons and Antidotes | 12-13 |
| Table of Doses | 14-19 |
| Therapeutic Reminders | 20-27 |
| Ligation of Arteries | 28-32 |

| | |
|---|---|
| Daily Record | 34-139 |
| General Memoranda | 140-147 |
| Obstetric Engagements and Practice | 148-159 |
| Vaccinations | 160-163 |
| Death Register | 164-167 |
| Addresses of Patients | 168-171 |
| Addresses of Nurses | 172-173 |
| Cash Account | 174-192 |

## HOW TO KEEP ACCOUNTS.

1. Keep your visiting list in such a way that you can fully explain it.
2. Transfer a record of your services at short intervals to a ledger, stating the items.

---

## HOW TO KEEP THE VISITING LIST.

ENTER the names in the proper columns, and, in case of a new patient, the address (or husband's or parent's name and address) in the right-hand page under the head of "Memoranda." Under the proper date make a little dot • in lead pencil for a visit *to be paid*, and if at a special hour, write this down: 10 A. M. When a visit is paid make a diagonal stroke in ink, /. When several visits are paid a series of strokes, ////, may be made, or one with a little star */, and in the memorandum column the number of visits, "*4 visits," may be written in. A night-visit should be marked *N*. For an expected office case a small circle in lead pencil, ○, should be made, and when the patient has come a diagonal stroke in ink, ϕ. For a consultation write **C*, and in the "Memoranda" "Consultation with Dr. ——" (whoever asked you in consultation). When you *call* a consultant mark the visit */, and in the "Memoranda" column write "*Dr. —— in consultation." A confinement case may be marked *Cf.*, and anything special noted in column for memoranda. A vaccination should be marked *V*.

### SIGNS.

| | | | |
|---|---|---|---|
| • | *Visit to be made.* | ϕ | *Office Visit.* |
| / | *Visit made.* | *C* | *Consultation (when you are the consultant).* |
| •• | *Second Visit to be made same day.* | *Cf.* | *Confinement Case.* |
| // | *Second Visit made.* | *V* | *Vaccination.* |
| *N* | *Night Visit.* | * | *Refers to a special note in column headed "Memoranda."* |
| ○ | *Office Visit expected.* | | |

---

## DENTITION.

THE first teeth usually appear at about the seventh month, but they may be cut earlier or later without any presumption of disease. The first or temporary set of teeth numbers twenty, and appears approximately as follows (the numbers indicate months):

| Molars. | Canine. | Incisors. | Canine. | Molars. |
|---|---|---|---|---|
| 24—12 | 18 | 9—7—7—9 | 18 | 12—24 |

The permanent teeth appear about as follows (the numbers indicate years):

| Molars. | Bicuspids. | Canine. | Incisors. | Canine. | Bicuspids. | Molars. |
|---|---|---|---|---|---|---|
| 25—13—6 | 10—9 | 11 | 8—7—7—8 | 11 | 9—10 | 6—13—25 |

## TO FIND DAY OF CONFINEMENT.

COUNT backward three months from the last day of menstruation, and add one year and seven days to the date thus reached. It should never be forgotten that an exact reckoning of the date of confinement is impossible, errors of one or two weeks being sometimes made.

## THERMOMETRIC SCALES.

**To convert Degrees of the Centigrade Scale into those of Fahrenheit:** Multiply the number of the former by 9 and divide by 5; if the temperature was above the freezing-point (0°), add 32°; if it was below the freezing-point, subtract the result from 32°.

**To convert Degrees of the Fahrenheit Scale into those of Centigrade:** If the temperature be above the freezing-point (32°), subtract 32: if it be below the freezing-point, subtract the number from 32; then multiply the remainder by 5 and divide by 9.

In taking temperatures, the thermometer should always be used in the same situation (axilla, mouth, etc.), and left in for the same length of time (from five to seven minutes). It is important also, in keeping a record or making a report, to state the situation of the thermometer.

## ORDINARY WEIGHTS AND MEASURES.

### Troy, or Apothecaries', Weight.

| | | |
|---|---|---|
| 20 grains (gr.) | = 1 scruple (ʒ) | = 20 grains. |
| 3 scruples | = 1 drachm (ʒ) | = 60 " |
| 8 drachms | = 1 ounce (ʒ) | = 480 " |
| 12 ounces | = 1 pound (℔) | = 5760 " |

### Wine, or Apothecaries', Measure.

| | |
|---|---|
| 60 minims (♏) | = 1 fluidrachm. |
| 8 fluidrachms (fldr.) | = 1 fluidounce. |
| 16 fluidounces (floz.) | = 1 pint. |
| 2 pints (O) | = 1 quart. |
| 4 quarts | = 1 gallon (Cong.) = 231 cubic inches. |

### Linear Measure.

12 lines = 1 inch.

## THE METRIC SYSTEM.

THIS system gets its name from the meter, which is the unit of linear measure. It is equal to 39.370432 inches, or a little over three and one-quarter feet.

The gram is the unit of weight, and is equal to 15.432 grains (Troy).

The liter is the unit of solid or fluid measure, and is equal to 1.0567 quarts.

The names of the higher weights and measures are formed by prefixing to the name of the unit the Greek terms Deka, Hecto, Kilo, and Myria. The names of the fractional weights and measures are formed by prefixing to the name of the unit the Latin terms deci, centi, milli.

**COMPARATIVE SCALES,** showing at a glance the exact equivalent of ordinary weights and measures in those of the Metric System, and *vice versa*.




The equivalents of fractions, whether large or small, may be found with great nicety by these scales. For instance, ⅓ grain = ⅓ of the metric equivalent of 7 grains, and 1-200 grain =1-4000 of the metric equivalent of 20 grains. This method is, of course, reversible.

## EXAMINATION OF THE URINE.

No clinical investigation is complete without careful and repeated examination of the urine, microscopically as well as chemically. The most important matters to be considered are—

1. Quantity passed in a given time. 2. Appearance (color, transparency, turbidity, etc.). 3. Odor. 4. Reaction (acid or alkaline). 5. Specific gravity. 6. Proportion of urates. 7. Proportion of phosphates. 8. Absence or presence of albumin, and quantity if present. 9. Absence or presence of sugar, and quantity if present. 10. Character of the sediment microscopically.

For ordinary examinations a sample of the first urine passed in the morning is best. It is sometimes necessary to examine in addition a sample specimen taken from the entire quantity passed during twenty-four hours. At other times it is important to examine that passed at stated periods after meals.

1. *Quantity.*—Instruct the patient to throw away the urine passed at a noted hour, and to collect in one vessel all passed subsequently for twenty-four hours up to the same hour of the following day. This quantity is to be accurately measured. The normal quantity is from 40 to 50 fluidounces. Variations occur within normal limits from excessive or insufficient drinking of water, loss by perspiration, etc. Persistent excess (polyuria) or diminution (oliguria) is pathological. The quantity is increased in diabetes insipidus and diabetes mellitus, in chronic nephritis, and, temporarily, in emotional states, including hysteria. The quantity is diminished in acute nephritis, in the last stages of chronic nephritis, in lithemia, in renal insufficiency, in conditions characterized by feebleness of the heart, in Asiatic cholera, in yellow fever, in acute intestinal obstruction, and in febrile conditions generally.

2. *Appearance.*—Normal urine is of an amber color and transparent. The color of the urine varies with its concentration, and may be altered by drugs. Rhubarb imparts a gamboge-yellow color to acid urine, a violet-red color to alkaline urine. Senna imparts a brownish, logwood a reddish, carbolic and gallic acids each a blackish tinge. Of the more important pathological changes, smokiness or redness is usually due to blood; a greenish-yellow or brownish tint usually indicates bile; a milky appearance is caused by that rare condition, chyluria. Urates and uric acid sometimes impart a bright orange-red tint that may be mistaken for blood. When blood is present, the corpuscles will be seen under the microscope, but there is a condition (*hemoglobinuria*) in which the coloring-matter of the blood, but not the corpuscles, passes into the urine. A special test is here necessary.

Normal urine may become turbid on standing. Nearly always a slight cloud of mucus will form, and urates may deposit on cooling, even when not in excess, if the urine is somewhat concentrated. Urine turbid when passed is pathological. Pus and mucus cause turbidity, the nature of which may be distinguished by microscopic examination. Chemically, pus may be detected by the addition of hydrogen dioxide, which causes effervescence from liberation of oxygen, or by allowing it to settle and adding liquor potassæ after pouring off the supernatant urine, when the pus becomes a ropy, viscid mass, easily recognized by its behavior upon attempting to pour it from the test-tube. Turbidity in an acid urine that

clears up on heating is due to urates. Turbidity, increased or unaffected by heat and cleared up by the addition of nitric acid, is caused by phosphates. Very pale, transparent urine, of high specific gravity, usually contains sugar; if of low specific gravity, and there is polyuria, it may be free from abnormal constituent or may contain sugar and likewise albumin.

3. *Odor.*—Urine has a typical odor, sometimes described as aromatic. If alkaline fermentation take place, the urine becomes ammoniacal. The ingestion of turpentine imparts an odor of violets. The urine of diabetes mellitus sometimes has a sweetish odor. The presence of acetone yields an odor resembling that of chloroform.

4. *Reaction* is to be ascertained soon after the passage of the urine by means of slips of litmus-paper, of which the blue is reddened if the secretion is acid, and the red is made blue if the secretion is alkaline; or by turmeric-paper, which is made brown if the secretion is alkaline. The total twenty-four hours' urine of a healthy person is acid. The urine may be alkaline a few hours after a meal, especially if large quantities of alkali have been taken, in cases in which the stomach has been washed out, and in cases of obstinate vomiting. Ammoniacal fermentation will give an alkaline reaction to urine.

5. *Specific Gravity.*—This is ascertained by means of a special form of hydrometer called a urinometer. Normal specific gravity is about 1018 or 1020. Increased specific gravity (1025 or more) indicates excess of solid matters; if the quantity is scanty, usually these are urates or phosphates, or both; but if the quantity is excessive sugar is usually present. If the specific gravity is low (1010 or less), albumin may be suspected.

6. *Urates and Uric Acid.*—In addition to the high specific gravity and turbidity clearing on heat, as already mentioned, urates and uric acid may be detected by examination of the sediment under the microscope. When urates and uric acid only are present, the urine is usually acid, but urates and phosphates may be present together in a faintly acid, neutral, or alkaline urine. Free uric acid is (practically) always abnormal, and urates in noticeable quantity may usually be considered excessive, but only exact quantitative determination of the entire amount passed in twenty-four hours can make this certain.

7. *Phosphates.*—The proportion of phosphates may be roughly ascertained by adding to some urine in a test-tube half its bulk of a solution of caustic potash (1 : 8), and gently warming the mixture. If the deposit which forms is deeper than $\frac{1}{8}$ of an inch in a test-tube $\frac{3}{4}$ of an inch in diameter, containing the mixture to a height of 2 inches, the phosphates are in excess. If much less, they are below normal. Turbidity of the urine which is cleared up by the addition of a little acetic acid is to be set down to an excess of phosphates, unless the urine is stale, when it may be due to alkaline decomposition.

8. *Albumin.*—Before testing for albumin or sugar, the urine should be filtered until perfectly clear. If alkaline, it must be acidulated by adding a drop or two of acetic acid. The most delicate of the reliable tests for albumin is to gently heat to the boiling-point the upper portion of a test-tube about half filled with urine. A resulting cloudiness is due to albumin or phosphates. The addition of a few drops of *acetic acid* will clear up the turbidity due to phosphates, but will not affect that due to albumin.

*Heller's test* is best performed by putting about 1 inch of nitric acid in a

test-tube, and by means of a pipette allowing a few drops of the filtered urine slowly to trickle down the side of the inclined test-tube, and to lie upon the acid. A more or less white and opaque ring or cloudiness, due to coagulation of the albumin, will form at the junction of the two fluids. The ring may appear at once or develop slowly; hence the test-tube containing the urine and acid should be allowed to stand for about ten minutes before a negative result is recorded.

8. *Sugar.*—The presence of sugar in quantities sufficient to have any pathological significance may be detected by *Boettger's test*, which consists in placing in a test-tube about a drachm each of filtered urine and liquor potassæ, and adding a minute quantity of subnitrate of bismuth. If sugar be present, prolonged boiling will cause a precipitate of metallic bismuth, forming a black deposit at the bottom of the test-tube. A grayish precipitate may be caused by substances other than sugar. The result of the bismuth test is to be corroborated by *Trommer's test.* To the urine alkalinized with potassium hydroxide is added drop by drop a ten-per-cent. solution of copper sulphate until a slight precipitate persists. The occurrence of a yellowish or reddish precipitate of copper oxide on the application of gentle heat indicates the presence of sugar in quantity more than a trace. The reaction will also take place in from six to twenty-four hours without the application of heat.

To determine the *quantity* of sugar, *Fehling's solution* is usually employed. 34.64 grams of pure crystallized copper sulphate are dissolved in pure water, and the solution is made up to 500 c.c. 100 c.c. of sodium hydroxide of a sp. gr. of 1.34 and 175 grams of powdered Rochelle salt are dissolved in 400 c.c. of water, and the solution is also made up to 500 c.c. The two solutions are best kept in separate well-stoppered, dark-colored bottles. For use equal parts are mixed as required. Every 10 c.c. of Fehling's solution requires 5 centigrams of glucose to reduce it completely. The test is best made by placing in a porcelain capsule 5 c.c. each of the two solutions, adding sufficient distilled water to make 50 c.c., and boiling. If no change of color should occur, the test may be proceeded with: 1 part of the urine to be tested having been added to 9 parts of distilled water, this diluted urine is now permitted to slowly flow from a burette into the liquid in the capsule, or is added drop by drop until all the blue color has disappeared. The quantity necessary to effect this may be measured in grams ($g$) or drops ($d$). To ascertain the percentage of sugar the following formula may be used:

$$\frac{50}{g} \text{ or } \frac{772}{d} = \text{percentage.}$$

*Quantity by the Fermentation Process.*—Take specific gravity and record it. Place 8 ounces of urine in a pint bottle, add a piece of compressed yeast about the size of a walnut, insert a perforated cork, and place the bottle in a warm place (86° to 90° F.) for four or five hours or longer. Then allow the urine to cool, and again take sp. gr. Each degree of loss of sp. gr. represents about one grain of sugar to the ounce, or the total number of degrees lost multiplied by 0.23 will give the sugar percentage.

If sugar be found, frequent examinations must be made for

*Acetone.*—To the urine or a distillate thereof is added tincture of iodin or compound solution of iodin and then sufficient ammonia to form a deep-black precipitate. This disappears gradually in the presence of acetone and is replaced by a yellowish precipitate of iodoform, which is

recognizable by its odor and by appearing microscopically as made up of six-sided tables or stars. After this, examination must be made for

*Diacetic Acid.*—Solution of chloride of iron is slowly added to the urine; the phosphates thus precipitated are removed by filtration; and more iron chloride is added. If a Bordeaux-red color results part of the urine is boiled and part heated with sulphuric acid and extracted with ether. If the boiled urine gives no reaction with the iron solution, or only a slight coloration, while the iron-chloride reaction with the ethereal extract fades within twenty-four or forty-eight hours, and if acetone is present (see above), we may conclude that the very grave condition of *diaceturia*, a forerunner of diabetic coma, exists.

10. The character of the microscopic sediment is always of great significance. This part of the examination requires special instruction.

---

## IMPORTANT INCOMPATIBLES.

Acacia (gum), with alcohol, iron, lead-water, and mineral acids.

Acids (mineral), with alkalies and relatively weak salts of other acids, such as bromides, chlorides, and iodides.

Alkalies, with acids and with relatively weak salts.

Antipyrin and antifebrin should be given with alcohol or water only.

Arsenic, with tannic acid, salts of iron, and lime and magnesia.

Bitter infusions and tinctures, with salts of iron and lead.

Bromides, with acids, acid salts, or alkalies.

Calomel, with antipyrin, alkalies, lime-water, salts of iron and lead, and iodide of potassium.

Camphor (spirit of), with water.

Carbonates, with acids and acid salts.

Chloral, with cyanides and alkalies.

Chlorides, with silver salts, lead salts, and alkalies.

Chloroform (except in minute quantity), with water.

Corrosive sublimate, with alkalies, lime-water, salts of iron and lead, iodide of potassium, albumin, gelatine, and vegetable astringents. (It may, however, be advantageously combined with tincture of the chloride of iron and liq. acidi arsenosi, or with iodide of potassium.)

Digitalis, with iron and preparations containing tannic acid.

Iron (salts), with anything containing tannic acid. Tincture of the chloride of iron, with alkalies, carbonates, mucilages, and preparations containing tannic acid.

Mucilages, with acids, iron salts, and alcohol.

Potassium chlorate (and potassium permanganate) should not be rubbed up with tannic acid or other organic oxidizable substance.

Potassium (iodide of), with all strong acids and acid salts. (See Corrosive Sublimate.)

Spirit of nitrous ether, with antipyrin, sulphate of iron, tincture of guaiacum, and most carbonates.

Vegetable preparations holding tannic acid, with salts of iron and lead.

Alkaloids are precipitated or destroyed by tannic acid, alkalies, iodin or iodides, and chlorinous compounds.

## ARTIFICIAL RESPIRATION (Sylvester's Method).

FREE the body from any clothing that binds the neck, chest, or waist; turn it over upon the face for a moment, thrusting a finger into the mouth and sweeping it round, to bring away anything that may have gotten in or accumulated there. Then lay the body flat on the back, with something a few inches high under the shoulders, so as to cause the neck to be stretched out and the chin to be carried from the chest. Draw the tongue well forward out of the mouth and let it be held by an assistant. (If there be no one to do this, a pencil or small stick may be thrust across the mouth on top of the tongue and back of the last teeth, to keep the mouth open and the tongue out of the throat.) Place yourself on your knees behind the head, seize both arms near the elbows and sweep them round horizontally, away from the body and over the head till they meet above it; give a good, strong pull, and keep it up for a

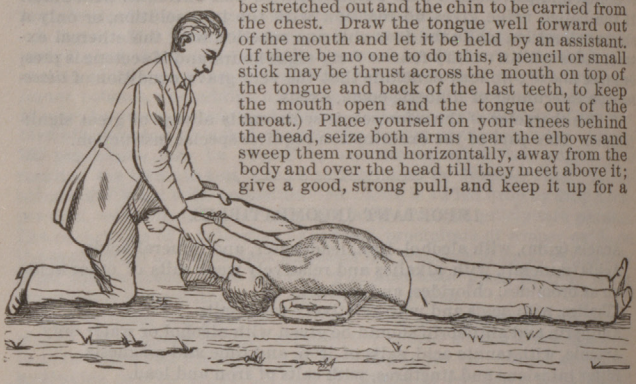

FIG. 1.

few seconds. After this return the arms to their former position alongside the chest, and make strong pressure for a few seconds against the lower ribs, so as to drive the air out of the chest and effect an act of expiration. Rhythmic traction of the tongue may also be practised.

This plan, regularly carried out, will make about 16 complete acts of respiration in a minute. It should be kept up for a long time, and not aban-

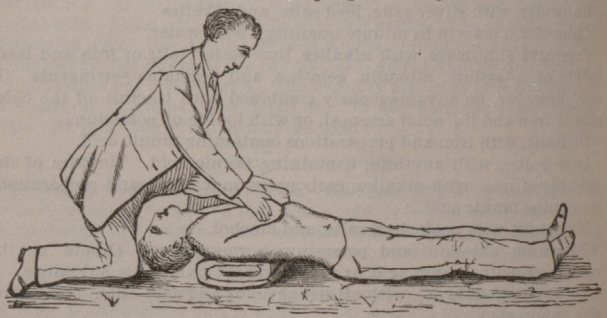

FIG. 2.

doned until the heart has ceased to beat. It should be remembered that cessation of the pulse at the wrists amounts to nothing as a sign of death, for life may be present when only a most acute ear can detect the sounds of the heart. In a moderately thin person deep pressure with the finger-ends just below the lower end of the breastbone may sometimes reveal pulsation in the aorta when it cannot be found anywhere else.

## TABLE OF ERUPTIVE FEVERS.

| Disease. | Manner of Invasion. | Characteristics of Eruption. | Course of Disease. |
|---|---|---|---|
| Scarlatina (Scarlet fever). | Usually sudden; chilliness; high fever; rapid pulse; flushed face; convulsions or coma; sore throat; "strawberry tongue." Incubation: a few hours to a few days. | Appears very early, often on second day. First on neck and chest. May become universal. May be only about joints and very trifling. Bright scarlet; punctate. Followed by desquamation; skin burning hot; sometimes itches. | Progresses steadily and rapidly. Temperature rises to 104°–106°. Defervescence gradual. Coma a dangerous sign. Albumin in urine common, and often true desquamative nephritis. Dur.: wk. or 10 dys. |
| Rötheln (German measles). | Usually unsuspected. Slight fever or none; mild catarrhal symptoms; vomiting; slight sore throat; enlargement of cervical lymphatic glands almost always present. Incubation: 2 to 3 wks. | Appears early. Often first symptom noted, first on face and neck, then on trunk. Rosy papules, scattered or clustered. Fades in one part and appears in another. Lasts about three days. | Usually mild. Disappears gradually. Duration: week or 10 days. |
| Varicella (Chicken-pox). | Usually unsuspected. Slight fever or none; slight malaise or none. Incubation: about 2 weeks. | Appears early. Usually on chest and shoulders, then on body and limbs and face. Distinct, clear, shot-sized vesicles; sometimes with distinct areola and even umbilicated; appear in successive crops; usually few in number. | Usually mild. Vesicles disappear by drying up. May form pus and leave pits. Duration: about a week. |
| Variola (Smallpox). | Usually sudden; chill; high fever; rapid pulse; violent pain in head and back; debility; mucous membranes often involved. Temperature falls with appearance of rash. Incubation: about 12 days. | Appears on third or fourth day; first on face, and spreads over whole body and limbs in a day or two. Fine shot-like papules; then vesicles; then umbilicated pustules, about eighth day developing adherent crusts; well-marked areola. Intense itching. Peculiar odor. | Symptoms grow worse as pustules mature. Often severe constitutional disturbance. Great restlessness and desire to scratch the eruption. Defervescence gradual and slow. May be interrupted or exacerbate. Crusts fall off, and often leave deep pits (pocks). Duration: about 3 weeks. |
| Morbilli (Measles). | Generally sudden; chilliness or even convulsions; moderate fever; lachrymation; catarrh of respiratory passages; bronchitis Temperature rises with appearance of rash. Incubation · 2 wks. | Appears about fourth day; first on face, and spreads to body and limbs. May be limited; usually almost universal. Consists of rosy papules, arranged in parts of circles (crescentic); appears sometimes in successive crops. | Usually mild and regular. Temperature may be high from complications. Lasts about a week. Recovery rapid. Duration: week or 10 days. |

## POISONS AND ANTIDOTES.

THE following table contains suggestions for the proper treatment of those forms of poisoning most likely to occur. Though brief, they are all that will be needed to prompt the physician's memory:

| POISON. | TREATMENT. |
|---|---|
| *Nature unknown* | Provoke repeated vomiting;<br>Give bland liquids;<br>Stimulate, if necessary; keep up breathing. |
| *Acids*—<br>Sulphuric,<br>Nitric,<br>Hydrochloric,<br>Oxalic, | Give an alkali (soap, soda, and whitewash usually at hand); limewater; magnesia;<br>Provoke vomiting; avoid stomach-pump;<br>Give ice cream and bland fluids;<br>Secure rest; relieve pain by opium;<br>Stimulate, if necessary;<br>Feed by enema. |
| *Hydrocyanic Acid* and *Potassium Cyanide* | Stomach-pump or emetic;<br>Stimulate; potassium permanganate;<br>Give dilute ammonia-water—by intravenous injection, if necessary; chlorine-water;<br>Cold affusions;<br>Give atropine, gr. $\frac{1}{60}$, hypodermatically. |
| *Carbolic Acid* and *Creosote* | Give Epsom salts, dilute sulphuric acid; atropine, hypodermatically;<br>Stomach-pump or emetics;<br>White of egg; amyl nitrite;<br>Stimulate; artificial heat. |
| *Alkalies*—<br>Ammonia,<br>Soda,<br>Potash,<br>Lye, | Give vinegar, lemon-juice, or orange-juice, or other acid or a fixed oil;<br>Give bland liquids;<br>Secure rest; relieve pain by opium;<br>Stimulate, if necessary. |
| *Arsenic*—<br>Paris green,<br>Scheele's green,<br>Fowler's solution, | Stomach-pump or emetics;<br>Give hydrated oxide of iron or dialyzed iron and magnesium oxide;<br>Give dose of castor oil;<br>Secure rest;<br>Stimulate, if necessary. |
| *Acetate of Lead* | Stomach-pump or emetics;<br>Give Epsom salt or dilute sulphuric acid;<br>Milk, raw eggs, and water;<br>Morphine hypodermatically for pain;<br>Potassium iodide to eliminate the drug. |
| *Mercury*,<br>*Corrosive sublimate*,<br>*Antimony*,<br>*Tartar Emetic*, | Emetics; careful lavage;<br>Give some infusion containing tannic acid:<br>Give raw eggs and milk; bland liquids;<br>Give dose of castor oil;<br>Stimulate, if necessary. |
| *Copper Salts* | Give albumin (milk, raw eggs); yellow prussiate of potassium;<br>Stomach-pump or emetics;<br>Give bland fluids. |
| *Phosphorus* | Provoke vomiting by repeated five-grain doses of sulphate of copper;<br>Potassium permanganate ($\frac{1}{2}$–$\frac{1}{5}$ per cent.);<br>Give dose of magnesium oxide, but *no* oil. |
| *Nitrate of Silver* (lunar caustic) | Give strong salt and water; Provoke vomiting; } repeat many times. |
| *Iodine* | Stomach-pump or emetics;<br>Give gelatinized starch and water;<br>Give bland fluids. |

| POISON. | TREATMENT. |
|---|---|
| *Opium*—<br>Morphine,<br>Laudanum,<br>Paregoric, etc., | Stomach-pump; emetic; potassium permanganate, by mouth; adrenalin: ammonia; hot strong coffee by the bowel; atropine, cocaine, or strychnine hypodermatically; oxygen-inhalations; artificial respiration; lingual traction. |
| *Chloral*—<br>Paraldehyde, | Stomach-pump or emetic; artificial heat; massage; stimulate; strychnine; amyl nitrite; artificial respiration. |
| *Nux Vomica*—<br>Strychnine,<br>Picrotoxin, | Stomach-pump or emetic; animal charcoal or tannic acid; bromide and chloral; amyl nitrite; chloroform by inhalation; artificial respiration. |
| *Aconite*—<br>Veratrum viride, | Stomach-pump or emetic; stimulate; heat; atropine; artificial respiration. |
| *Hemlock,*<br>*Toadstool,*<br>*Tobacco, etc., etc.,* | Provoke vomiting and give a purge; tannic or gallic acid;<br>Stimulate well; keep up breathing. |
| *Belladonna* or *Atropine,*<br>*Hyoscyamus* or *Hyoscyamine,*<br>*Duboisia* or *Duboisine,*<br>*Stramonium* or *Daturine,* | Stomach-pump or emetic; stimulate;<br>Enema hot strong coffee; artificial heat; morphine; pilocarpine; physostigmine; artificial respiration. |
| *Alcohol* | Stomach-pump or emetic;<br>Give ammonia and water. |
| *Decayed Meat or Vegetables* | Provoke vomiting; wash out stomach;<br>Give a purgative; give an enema;<br>Give powdered charcoal and hydrogen dioxide. |
| *Poisonous Gases*—<br>Carbonic acid or oxide,<br>Sulphuretted hydrogen, | Fresh air; oxygen;<br>Artificial respiration;<br>Amyl nitrite or nitro-glycerin;<br>Stimulation. |

**To provoke vomiting,** warm water may be used, with or without ground mustard (ʒss to a pint of water), or ipecac (ʒi of the powder or fʒss of the syrup), or a finger may be thrust down the throat. It is best to give large quantities (a pint at a time) of warm water whenever vomiting is to be excited. The stomach-pump or simple siphon-tube, if accessible, is better. Apomorphine (gr. $\frac{1}{12}$–gr. $\frac{1}{6}$) subcutaneously is a reliable emetic.

**Bland liquids** are milk, raw eggs, some sort of oil, mucilage, barley-water, gruel, etc.

**Stimulants** are tea, coffee, whiskey, wine, etc., or ammonia and water. Of this last a teaspoonful in a teacupful of water will be enough for a dose. In making tea or coffee one must not wait to do it as if for the table, but mix hot water and the leaves or grounds, squeeze them well, stir together, and give the whole—leaves, grounds, everything.

**Alkaline antidotes** which are most likely to be at hand are ammonia and water (a tablespoonful in two teacupfuls of water), soap and water, lime, whiting, soda, chalk, tooth-powder, plaster, magnesia, white-wash, and even wood-ashes.

**Acid antidotes** most commonly accessible are vinegar and lemon-juice.

In giving an antidote it is well to remember that it is not always necessary to wait for it to dissolve, but that it may be stirred up in any fluid at hand (except oil), and swallowed immediately.

**Antagonists** are drugs which physiologically oppose the poison, as atropine to opium, chloral to strychnine, pilocarpine to atropine.

# TABLE OF DOSES.

Maximum doses, as a rule, are not intended to be repeated.

*For hypodermatic use* the dose should be *half* that used by the mouth.

*For use by rectum* the dose should be *twice* that used by the mouth.

*Doses for Children.*—Dr. Young's rule: Add 12 to the age, and divide by the age to give the denominator of a fraction, the numerator of which is 1.

Example: For a child two years old, $\frac{12+2}{2} = \frac{1}{7}$; the dose should be $\frac{1}{7}$th that for an adult. In giving powerful medicines and opium still smaller doses must be used for children.

| Remedies. | Grains or minims. | Grams or cubic centimeters. |
|---|---|---|
| Acetanilidum (antifebrin) | 2—7 | 0.13 — 0.5 |
| Acetphenetidinum (phenacetin) | 2—6 | 0.13 — 0.35 |
| Acid, benzoic | 5—15 | 0.32 — 1. |
| boric | 5—10 | 0.32 — 0.65 |
| camphoric (to check night-sweats) | 15—30 | 1 — 2. |
| gallic | 3—60 | 0.2 — 4. |
| hydriodic dil. | 10—60 | 0.6 — 4. |
| hydrobrom. dil. | 10—60 | 0.6 — 4. |
| hydrochlor. dil. | 5—20 | 0.3 — 1.3 |
| hydrocyan. dil. | 2—6 | 0.12 — 0.35 |
| nitric. dil. | 5—20 | 0.3 — 1.3 |
| nitro-hydrochlor. dil. | 5—20 | 0.3 — 1.3 |
| phosphoric. dil. | 5—30 | 0.3 — 2. |
| salicylic. | 5—20 | 0.3 — 1.3 |
| sulphuric. arom. | 5—15 | 0.3 — 1. |
| sulphuric. dil. | 5—30 | 0.3 — 2. |
| tannic | 2—10 | 0.13 — 0.65 |
| Aconitina (white crystals) | $\frac{1}{300}$ — $\frac{1}{200}$ | 0.0002 — 0.0003 |
| Adonidin (heart-tonic) | $\frac{1}{10}$ — $\frac{1}{3}$ | 0.006 — 0.02 |
| Adrenalin (vaso-constrictor) locally | . . . | 1 : 10,000 to 1 : 1,000 |
| Aloinum | $\frac{1}{4}$—3 | 0.008 — 0.2 |
| Alumen (as astringent) | 2—10 | 0.13 — 0.65 |
| Ammonii benzoas | 10—20 | 0.65 — 1.3 |
| bromid. | 5—30 | 0.32 — 2. |
| carb. | 3—10 | 0.2 — 0.65 |
| chlorid. | 10—30 | 0.65 — 2. |
| iodid. *vel* valer. | 2—15 | 0.13 — 1. |
| Amyl nitris (inhaled or internally) | 2—5 | 0.1 — 0.32 |
| Antimon. et pot. tart.; diaph. | $\frac{1}{20}$ — $\frac{1}{10}$ | 0.003 — 0.006 |
| et pot. tart.; emetic | 1—2 | 0.06 — 0.13 |
| Antipyrine | 2—15 | 0.13 — 1. |
| Apiol | 5—10 | 0.3 — 0.6 |
| Apomorph. hydrochlor. | $\frac{1}{30}$ — $\frac{1}{10}$ | 0.002 — 0.006 |
| Argenti nitras | $\frac{1}{6}$ — $\frac{1}{2}$ | 0.01 — 0.032 |
| oxidum | $\frac{1}{2}$—2 | 0.032 — 0.13 |
| Arseni bromidum *vel* iodidum | $\frac{1}{64}$ — $\frac{1}{16}$ | 0.001 — 0.004 |
| trioxidi (arsenous) | $\frac{1}{64}$ — $\frac{1}{20}$ | 0.001 — 0.003 |
| Aspirin | 5—10 | 0.32 — 0.6 |
| Atropine sulphas | $\frac{1}{128}$ — $\frac{1}{32}$ | 0.0005 — 0.002 |
| Auri et sodii chlorid | $\frac{1}{32}$ — $\frac{1}{8}$ | 0.002 — 0.008 |
| Barii chlorid | $\frac{1}{2}$—5 | 0.032 — 0.3 |
| Benzol | 5—10 | 0.3 — 0.6 |
| Benzonaphthol | 2—10 | 0.13 — 0.65 |
| Beta-naphthol | 2—5 | 0.13 — 0.32 |

| Remedies. | Grains or minims. | Grams or cubic centimeters. |
|---|---|---|
| Bismuthi salicylas *vel* subgallas | 5—20 | 0.32 — 1.3 |
| subcarbonas *vel* subnitras | 5—60 | 0.32 — 4. |
| Bromoformum (in whooping-cough, etc.) | 3—5 | 0.02 — 0.3 |
| Butyl-chloral hydrate | 5—10 | 0.32 — 0.65 |
| Caffeina | 1—5 | 0.065 — 0.32 |
| Calcii chlorid. hydrat. | 5—20 | 0.32 — 1.3 |
| Camph. monobrom. | 2—5 | 0·13 — 0.32 |
| Cerii oxalas | 1—10 | 0.065 — 0.65 |
| Chloralformamidum (chloralamid) | 15—60 | 0.2 — 4. |
| Chloralose (hypnotic, sedative) | 3—15 | 1. — 1 |
| Chloralum hydratum | 3—20 | 0.2 — 1.3 |
| Chloretone | 10—20 | 0.65 — 1.3 |
| Chloroformum | 1—15 | 0.06 — 1. |
| Cinchonidina, and its salts | 5—30 | 0.32 — 2. |
| Cocaina (locally, 1 to 4% sol.) internally | $\frac{1}{16}$—$\frac{1}{8}$ | 0.004 — 0.032 |
| Codeina | $\frac{1}{4}$—2 | 0.004 — 0.13 |
| Colchicina | $\frac{1}{100}$—$\frac{1}{60}$ | 0.0006— 0.0013 |
| Coniina, and its salts | $\frac{1}{100}$—$\frac{1}{60}$ | 0.0006— 0.0013 |
| Copaiba | 15—60 | 1. — 4. |
| Creosote valerate *vel* carbonate | 3—30 | 0.2 — 2. |
| Creosotum | $\frac{1}{4}$—20 | 0.032 — 1.3 |
| Croton chloral | 1—5 | 0.065 — 0.32 |
| Cupri acetas | $\frac{1}{8}$—$\frac{1}{2}$ | 0.008 — 0.03 |
| arsenis | $\frac{1}{100}$ | 0.0006 |
| sulphas | $\frac{1}{16}$—$\frac{1}{4}$ | 0.004 — 0.015 |
| Digitalinum | $\frac{1}{12}$—$\frac{1}{6}$ | 0.005 — 0.016 |
| Digitalis | $\frac{1}{6}$—2 | 0.008 — 0.13 |
| Dionin | $\frac{1}{4}$—$\frac{1}{2}$ | 0.015 — 0.032 |
| Dormiol | 5—15 | 0.32 — 1. |
| Duboisina, and salts | $\frac{1}{128}$—$\frac{1}{60}$ | 0.0005— 0.001 |
| Elaterinum | $\frac{1}{60}$—$\frac{1}{12}$ | 0.001 — 0.005 |
| Elaterium | $\frac{1}{16}$—$\frac{1}{4}$ | 0.004 — 0.016 |
| Ergotinum | 2—8 | 0.13 — 0.5 |
| Ethyl carbamate (urethane) | 10—30 | 0.6 — 2. |
| Ethyl iodidum (inhalation) | 5—20 | 0.3 — 1.3 |
| Euquinin | 2—7 | 0.13 — 0.5 |
| Europhen | $\frac{1}{4}$—2 | 0.16 — 0.13 |
| Extractum aconiti | $\frac{1}{12}$—$\frac{1}{6}$ | 0.005 — 0.015 |
| aloes | $\frac{1}{2}$—5 | 0.03 — 0.3 |
| bellad. foliorum | $\frac{1}{6}$—$\frac{1}{4}$ | 0.01 — 0.032 |
| cannab. ind. (with caution) | $\frac{1}{16}$—$\frac{1}{8}$ | 0.004 — 0.032 |
| cimicifugæ | 1—5 | 0.06 — 0.3 |
| colchici cormi | $\frac{1}{2}$—2 | 0.05 — 0.1 |
| colocynthidis comp. | 5—15 | 0.32 — 1. |
| digitalis | $\frac{1}{8}$—1 | 0.008 — 0 065 |
| ergotæ | $\frac{1}{2}$—15 | 0.032 — 1. |
| euonymi | 3—10 | 0.2 — 0.6 |
| euphorbiæ piluliferæ | 30—60 | 2. — 4. |
| hæmatoxyli | 10—30 | 0.65 — 2. |
| hyoscyami | $\frac{1}{2}$—2 | 0.032 — 0.13 |
| ignatiæ | $\frac{1}{8}$—$\frac{1}{4}$ | 0.008 — 0.032 |
| jalapæ | 5—10 | 0.32 — 0.65 |
| krameriæ | 5—10 | 0.3 — 0.6 |
| nucis vomicæ | $\frac{1}{8}$—$\frac{1}{2}$ | 0.008 — 0.032 |
| opii | $\frac{1}{8}$—1 | 0.008 — 0.06 |
| physostigmatis | $\frac{1}{16}$—$\frac{1}{8}$ | 0.004 — 0.01 |
| podophylli | $\frac{1}{2}$—3 | 0.03 — 0.2 |
| rhamni purshianæ | 2—5 | 0.12 — 0.3 |
| rhei | 2—5 | 0.12 — 0.3 |
| scopolæ | $\frac{1}{6}$—$\frac{1}{3}$ | 0.01 — 0.02 |
| stramonii | $\frac{1}{4}$—$\frac{1}{2}$ | 0.015 — 0.03 |
| sumbul | 2—5 | 0.12 — 0 3 |
| taraxaci | 5—60 | 0.32 — 4. |
| Fel bovis purif. | 5—10 | 0.32 — 0.65 |

| Remedies. | Grains or minims. | Grams or cubic centimeters. |
|---|---|---|
| Ferri arsen. | $\frac{1}{20}$—$\frac{1}{6}$ | 0.003 — 0.01 |
| bromid | 1—5 | 0.065 — 0.32 |
| cacodylatis | $\frac{1}{4}$—1 | 0.016 — 0.065 |
| carb. sacch. | 2—15 | 0.13 — 1. |
| hypophosphis | 5—10 | 0.32 — 0.65 |
| iodidum sacch. | 2—5 | 0.13 — 0.32 |
| lactas | 1—3 | 0.065 — 0.2 |
| oxid. hydrat. cum magnes. (antidote to arsenic) | f ʒ ½—f ʒ 1 frequently | 16. —32. |
| pyrophosphas | 1—5 | 0.065 — 0.32 |
| sulphas | 1—3 | 0.06 — 0.2 |
| sulphas exsiccat. | $\frac{1}{2}$—2½ | 0.032 — 0.15 |
| valer. | 1—3 | 0.065 — 0.2 |
| Ferrum dialys. | 1—1 | 0.065 — 1. |
| reduct. | 1—5 | 0.065 — 0.32 |
| Fluidextractum aconiti | $\frac{1}{2}$—2 | 0.03 — 0.12 |
| apocyni | 5—30 | 0.3 — 2. |
| belladonnæ radicis | 1—2 | 0.06 — 0.12 |
| berberidis | 15—60 | 1. — 4. |
| cannabis indicæ | 1—3 | 0.06 — 0.2 |
| cimicifugæ | 10—30 | 0.6 — 2. |
| cholchici seminis | 2—5 | 0.12 — 0.3 |
| conii | 2—5 | 0.12 — 0.3 |
| convallariæ | 4—8 | 0.25 — 0.5 |
| digitalis | 1—2 | 0.06 — 0.12 |
| ergotæ | 30—60 | 2. — 4. |
| gelsemii | 2—10 | 0.12 — 0.6 |
| hyoscyami | 5—16 | 0.3 — 1. |
| krameriæ | 10—30 | 0.6 — 2. |
| lobeliæ | 5—30 | 0.3 — 2. |
| nucis vomicæ | 1—5 | 0.06 — 0.3 |
| pilocarpi | 30—60 | 2. — 4. |
| rhamni purshianæ | 16—30 | 1. — 2. |
| rhamni purshianæ aromaticum | 16—30 | 1. — 2. |
| sanguinariæ | 1—5 | 0.06 — 0.3 |
| scopolæ | 1—3 | 0.06 — 0.2 |
| senegæ | 10—20 | 0.60 — 1.2 |
| staphisagriæ | 1—2 | 0.06 — 0.12 |
| stramonii | 1—3 | 0.06 — 0.2 |
| viburni prunifolii | 60—120 | 4. — 8. |
| Glandulæ pituitariæ siccæ | 2—5 | 0.12 — 0.3 |
| suprarenales siccæ | 1—5 | 0.06 — 0.3 |
| thyroidiæ siccæ | $\frac{1}{4}$—5 | 0.015 — 0.3 |
| Glyceritum ferri, quininæ et strychninæ phosphatum | 16—30 | 1. — 2. |
| Guaiacol | $\frac{1}{4}$—5 | 0.015 — 0.3 |
| carbonas *vel* benzoas | 2—10 | 0.13 — 0.65 |
| valerate | 2—10 | 0.12 — 0.65 |
| Haffkine's prophylactic vaccine (subcutaneously) | 15—75 | 1. — 5. |
| Heroin | $\frac{1}{12}$—$\frac{1}{3}$ | 0.005 — 0.02 |
| Hexamethylenamine (urotropin) | 3—10 | 0.2 — 0.6 |
| Hydrarg. chlor. corros. | $\frac{1}{64}$—$\frac{1}{10}$ | 0.001 — 0.006 |
| chlor. mite | $\frac{1}{16}$—10 | 0.004 — 0.65 |
| iodid. flav. | $\frac{1}{8}$—1 | 0.01 — 0.065 |
| iodid. rubr. | $\frac{1}{50}$—$\frac{1}{10}$ | 0.0013— 0.006 |
| subsulphas flav., as emetic | 2—5 | 0.13 — 0.35 |
| c. creta | 3—8 | 0.2 — 0.5 |
| Hydrastina | $\frac{1}{4}$—1 | 0.016 — 0.06 |
| Hydrastininæ hydrochloridum | $\frac{1}{4}$—1 | 0.016 — 0.065 |
| Hydrogeni dioxid. (10 vol. sol.) | 30—120 | 2. — 8. |
| Hyoscinæ hydrobrom. | $\frac{1}{200}$—$\frac{1}{70}$ | 0.0003— 0.0009 |
| Hyoscyaminæ sulph. | $\frac{1}{200}$—$\frac{1}{60}$ | 0.0003— 0.001 |

| Remedies. | Grains or minims. | Grams or cubic centimeters. |
|---|---|---|
| Ichthalbin | 2—5 | 0.13 — 0.32 |
| Ichthyol (locally, 10 to 50%) (internally) | 3—5 | 0.2 — 0.32 |
| Infusum digitalis | f℥ 1—f℥ 4 | 4. —16. |
| Iodoformum | 1—5 | 0.065 — 0.32 |
| Iodol | ¼—½ | 0.01 — 0.032 |
| Ipecacuanha { expect. | ½—1 | 0.01 — 0.065 |
| Ipecacuanha { emet. | 15—30 | 1. — 2. |
| Jalapa | 15—30 | 1. — 2. |
| Liq. ammon. acet. | f℥ 2—f℥ 8 | 8. —32. |
| arsen. et hydr. iod., potassii arsenit., sodii arsenatis, { *To be increased cautiously.* | 1—5 | 0.06 — 0.3 |
| sodii phosphatis | 120—240 | 8. —16. |
| ferri chloridi | 2—10 | 0.13 — 0.65 |
| ferri dialys. | 10—30 | 0.65 — 2. |
| potassii citrat. | f℥ 2—f℥ 4 | 8. —16. |
| Lithii benzoas *vel* bromid. *vel* salicylas | 5—20 | 0.32 — 1.3 |
| carb. *vel* citras | 2—10 | 0.13 — 0.65 |
| Magnesii carb. | 15—60 | 1. — 4. |
| citr. gran. | ℥ 2—℥ 8 | 8. —32. |
| Mangani oxid. nigr. | 1—5 | 0.065 — 0.32 |
| Manganii hypophosphis | 2—5 | 0.12 — 0.3 |
| Massa copaibæ | 5—30 | 0.32 — 2. |
| ferri carb. | 5—15 | 0.32 — 1. |
| hydrarg. | 1—15 | 0.065 — 1. |
| Mercurol | ¼—2 | 0.016 — 0.13 |
| Methylthionine hydrochloride, methylene blue, with powdered nutmeg (malarial fever) | 1—5 | 0.06 — 0.3 |
| Mist. asafœtidæ | f℥ 1—f℥ 8 | 4. —32. |
| chloroformi | f℥ 1—f℥ 4 | 4. —16. |
| ferri et amm. acet. | f℥ 1—f℥ 4 | 4. —16. |
| glycyrrhizæ comp. | f℥ 1—f℥ 4 | 4. —16. |
| magnes. et asafœt. | f℥ 1—f℥ 4 | 4. —16. |
| rhei et sodæ | f℥ ½—f℥ 1 | 16. —32. |
| Morphina, and its salts | 1/16—¼ | 0.004 — 0.032 |
| Moschus | 2—15 | 0.13 — 1.0 |
| Naphthalenum | 1—3 | 0.06 — 0.2 |
| Nitro-glycerinum (*Trinitrin. Spts. Glyceryli trinitratis*), 1% solution | { gtt. 1, increased. | 0.06, increased. |
| Oleoresina aspidii (filix mas) | 15—60 | 1. — 4. |
| capsici | ¼—½ | 0.01 — 0.03 |
| cubebæ | 5—20 | 0.3 — 1.3 |
| Oleum copaibæ | 8—15 | 0.5 — 1. |
| erigerontis | 5—15 | 0.3 — 1. |
| eucalypti | 5—10 | 0.3 — 0.6 |
| gaultheriæ | 3—10 | 0.2 — 0.6 |
| santali | 10—30 | 0.06 — 2. |
| terebinthinæ | 2—30 | 0.12 — 2. |
| tiglii | gtt. ½—2 | 0.03 — 0.12 |
| Opium pulvis (12% morphine) | ⅛—2 | 0.008 — 0.13 |
| Pancreatin | 10—20 | 0.65 — 1.3 |
| Paraldehyde | 20—60 | 1.3 — 4. |
| Pelletierine tannate | 3—5 | 0.2 — 0.3 |
| Phenocoll hydrochloride | 8—15 | 0.5 — 1. |
| Phenol (carbolic acid) | ⅛—1½ | 0.032 — 0.1 |
| Phenyl salicylate (salol) | 5—20 | 0.3 — 1.2 |
| Phosphorus | 1/128—1/60 | 0.0005— 0.0013 |
| Physostigminæ sulphas | 1/128—1/60 | 0.0005— 0.0011 |
| Picrotoxinum | 1/60—1/16 | 0.0011— 0.0065 |
| Pilocarpina, and salts | 1/64—½ | 0.001 — 0.032 |
| Piperazin | 15 (daily). | 1. (daily) |

| Remedies. | Grains or minims. | Grams or cubic centimeters. |
|---|---|---|
| Plumbi acetas | ½—3 | 0.032 — 0.2 |
| Potassii acetas *vel* bicarbonas | 15—60 | 1. — 4. |
| bitartras *vel* bromidum | 8—60 | 0.5 — 4. |
| chloras | 5—20 | 0.32 — 1.3 |
| cyanidum | 1/20—⅛ | 0.003 — 0.008 |
| iodidum | 5—60 | 0.32 — 4. |
| nitras | 2—15 | 0.13 — 1. |
| permanganas | ½—5 | 0.032 — 0.32 |
| Pulvis acetanilidi comp. | 5—10 | 0.3 — 0.6 |
| glycyrrhizæ comp. | 30—60 | 2. — 4. |
| ipecac. et opii | 5—15 | 0.32 — 1. |
| jalapæ comp. | 10—60 | 0.65 — 4. |
| morphinæ comp. | 5—15 | 0.32 — 1. |
| rhei comp. | 5—60 | 0.32 — 4. |
| Resina copaibæ | 2—10 | 0.13 — 0.65 |
| euonymi | 2—5 | 0.13 — 0.32 |
| guaiaci | 5—20 | 0.32 — 1.3 |
| jalapæ | 2—5 | 0.13 — 0.32 |
| podophylli | 1/12—⅛ | 0.005 — 0.032 |
| scammonii | 2—10 | 0.13 — 0.65 |
| Resorcinol | 2—5 | 0.13 — 0.32 |
| Rheum | 2—30 | 0.13 — 2. |
| Saccharin (benzosulphinidum) | ½—5 | 0.03 — 0.32 |
| Salipyrin (antipyretic, antineuralgic) | 8—15 | 0.5 — 1. |
| Salvarsan (also neosalvarsan) | 5—10 | 0.3 — 0.6 |
| Santoninum | ¼—5 | 0.015 — 0.32 |
| Scopolaminæ hydrobromidum | 1/240—1/100 | 0.00027— 0.00064 |
| Serum, antidiphthericum (subcutaneously) | 1000 to 10,000 units | |
| antidysentericum (subcutaneously) | 1½—3 ♏ | 10 — 20 |
| antimengococcic (subarachnoid) | 4—12 ♏ | 15 — 45 |
| antiplague (subcutaneously) | 5—15 ♏ | 20 — 60 |
| antipneumococcic " | 5—10 ♏ | 20. —40. |
| antistreptococcic " | 2½—8 ♏ | 10. —30. |
| antivenomous " | 2½—5 ♏ | 10. —20. |
| Sodii arsenas | 1/24—1/10 | 0.001 — 0.006 |
| arsenas exsiccatus | 1/100—1/20 | 0.0006 — 0.0032 |
| benzoas | 5—15 | 0.32 — 1. |
| boras *vel* bromidum | 5—30 | 0.32 — 2. |
| cacodylas | ½—2 | 0.03 — 0.13 |
| hypophosphis | 5—15 | 0.3 — 1. |
| iodidum | 2—30 | 0.13 — 2. |
| nitris | 1—5 | 0.065 — 0.32 |
| phosphas | 60—120 | 4. — 8. |
| salicylas | 5—30 | 0.32 — 2. |
| Somnal | 30—45 | 2. — 3. |
| Sparteinæ sulph. (cardiant and diuretic) | 1/16—½ | 0.004 — 0.03 |
| Spiritus ætheris nitrosi | 15—120 | 1. — 8. |
| æther. comp. | 15—120 | 1. — 8. |
| ammoniæ arom. | 15—60 | 1. — 4. |
| camphoræ | 5—30 | 0.32 — 2. |
| chloroformi | 15—60 | 1. — 4. |
| Strontii lactas *vel* bromidum *vel* iodidum *vel* salicylas | 5—30 | 0.32 — 2. |
| Strophanthin | 1/320—1/100 | 0.0002— 0.0004 |
| Strychnina, and salts | 1/64—1/20 | 0.001 — 0.0032 |
| Stypticin (Cotarnin hydrochloride) | 1—4 | 0.06 — 0.25 |
| Sulphonethylmethane (trional) | 5—20 | 0.3 — 1 2 |
| Sulphonmethane (sulphonal) | 5—20 | 0.3 — 1.2 |
| Sulphur | ♏ ½—♏ 4 | 2. —16. |
| Syr. ferri iodidi | 5—30 | 0.3 — 2. |
| scillæ comp. | 5—30 | 0.3 — 2. |
| Tannalbin, Tannigen, Tannoform | 5—15 | 0.32 — 1. |
| Terebene | 5—15 | 0 3 — 1. |

| Remedies. | Grains or minims. | Grams or cubic centimeters. |
|---|---|---|
| Terpin hydrate (tonic expectorant) | 2—5 | 0.13 — 0.3 |
| Tetanus antitoxin (subcutaneously) | 75—300 | 5. —20. |
| Tetronal (hypnotic) | 15—60 | 1. — 4. |
| Theobrominæ et sodii salicylas (diuretic) | 5—30 | 0.32 — 2. |
| Thymol | 1—5 | 0.065 — 0.32 |
| Tinct. aconiti | 3—10 | 0.2 — 0.6 |
| aloes | 15—60 | 1. — 4. |
| asafœtidæ | 30—60 | 2. — 4. |
| belladonnæ foliorum | 2—15 | 0.12 — 1. |
| cannabis ind. | 5—20 | 0.3 — 1.3 |
| capsici | 8—15 | 0.5 — 1. |
| cimicifugæ | 30—60 | 2. — 4. |
| cinchonæ comp. | 15—120 | 1. — 8. |
| colchici sem. | 5—20 | 0.3 — 1.3 |
| digitalis | 3—15 | 0.2 — 1. |
| ferri chloridi | 10—30 | 0.6 — 2. |
| gambir comp. | 30—60 | 2. — 4. |
| gelsemii | 2—15 | 0.12 — 1. |
| guaiaci ammon. | 30—60 | 2. — 4. |
| hydrastis | 30—120 | 2. — 8. |
| hyoscyami | 5—30 | 0.3 — 2. |
| ignatiæ | 5—15 | 0.3 — 1. |
| iodi comp. | 5—15 | 0.3 — 1. |
| kino | 15—120 | 1. — 8. |
| lobeliæ | 5—30 | 0.3 — 2. |
| moschi | 15—60 | 1. — 4. |
| nucis vomicæ | 5—15 | 0.3 — 1. |
| opii | 2—15 | 0.12 — 1. |
| opii camph. | 5—240 | 0.3 —16. |
| physostigmatis | 5—15 | 0.3 — 1. |
| stramon. | 5—10 | 0.3 — 1. |
| strophanthi (cardiant and diuretic) | 2—10 | 0.12 — 0.65 |
| valer. ammon. | 10—120 | 0.6 — 8. |
| veratr. | 3—10 | 0.2 — 0.6 |
| Uranium nitrate | 5—10 | 0.32 — 0.65 |
| Urea | 20—60 | 0.32 — 4. |
| Vaccine (subcutaneously). | | |
| acne. | Initial dose 5 to 25 millions killed bacteria. | |
| bacilli coli. | " 10 to 50 " | " |
| Friedlander. | " 250 " | " |
| gonococcic. | " 10 to 50 " | " |
| pneumococcic. | " 10 to 50 " | " |
| pneumococcic mixed. | " ½ to 1 c.c. | |
| pyocyaneus. | " 10 to 50 millions killed bacteria. | |
| scarlet fever. | " 10 to 50 " | " |
| staphylococcic. | " 50 to 250 " | " |
| streptococcic. | " 50 to 250 " | " |
| typhoid. | " 50 to 250 " | " |

| Remedies. | Gr. or min. | Gm. or c.c. |
|---|---|---|
| Veronal | 5—15 | 0.32 — 1. |
| Vin. antim. {expectorant and alterative | 1—8 | 0.06 — 0.5 |
| Vin. antim. {emet. | 30—75 | 2. — 5. |
| colchici seminis | 5—15 | 0.3 — 1. |
| ergotæ | f℥ 1—f℥ 3 | 4. —12. |
| ipecac. {expect. | 5—15 | 0.3 — 1. |
| ipecac. {emet. | f℥ 2—f℥ 6 | 8. —24. |
| opii | 5—15 | 0.3 — 1. |
| Zinci acet. | ½—2 | 0.032 — 0.13 |
| oxid | 1—5 | 0.06 — 0.3 |
| phenosulphonas (sulphocarbolas) | 1—5 | 0.06 — 0.32 |
| phosphid | 1/10—¼ | 0.006 — 0.01 |
| sulphas {alterative | ¼—6 | 0.015 — 0.4 |
| sulphas {emetic | 15—30 | 1. — 2. |
| valeras | ½—5 | 0.032 — 0.32 |

# THERAPEUTIC REMINDERS.

### Abscess.

Camphor and phenol locally, to abort.
Calcium sulphide. Cod-liver oil.
Hydrogen peroxide, 10 per cent. solution, to wash out.
Incision and antiseptic irrigation.
Iodoform gauze, packed, or oily solution of iodoform injected.
Iron. Quinine. Guaiacol.

### Acne.

Fowler's solution. Laxatives.
Hot-water face-bath, followed by sulphur ointment or lotion. [liver oil.
Blaud's pill. Opsonic treatment. Cod-
Solution of resorcinol, locally.
Staphylococcic vaccine.

### Adenitis.

Hydrated calcium chloride (gr. 5).
Ichthyol, iodoform or iodoform-collodion, iodine ointment, tincture of iodine, kaolin poultice, locally.
Iron, syrup of the iodide, gtt. 5 to 30.
Removal of gland. Guaiacol. Tonics.

### Anæmia.

Arsenic and iron, singly or combined.
Beta-naphthol. Bitters, with iron.
Raw eggs and milk. Sodium cacodylate.
Creosote. Bone-marrow. Lecithin.
Hypophosphites with cod-liver oil.
Laxatives and mineral acids.
Massage. Mercury in syphilitic cases.
Oxygen by inhalation.
Nitro-glycerin to relax vessels.
Benzol for myeloid leukemia.
Quinine in malarial cases.
Syrup of phosphate of iron, peroxide of hydrogen (10 vol. solution), and glycerin, equal parts (f3ij in water).

### Angina Pectoris.

Alcohol, when vascular relaxation.
Arsenic. Diet.
Ether, hypodermically during attack.
Iodides or salicylates.
Morphine, gr. $\frac{1}{4}$ to $\frac{1}{2}$, hypodermically.
Nitrite of amyl, gtt. 5, from handkerchief during attack.
Nitrite of sodium or potassium, gr. $\frac{1}{8}$ to 5, thrice daily.
Nitro-glycerin. Potassium iodide.
Removal of infecting cause, such as bad teeth, nasal or other infection.

### Ankylostomiasis (Hook-worm).

Thymol to remove parasites, followed by hæmatics to overcome anæmia.

### Apoplexy.

Croton oil, 1 drop in glycerin on tongue. Calomel. 5 to 10 gr.
Elaterin, gr. $\frac{1}{16}$ in butter on tongue.
Massage and electricity contraindicated in inflammation.
Opium and calomel in meningitis.
Potassium iodide after attack.
Trephining in selected cases.
Venesection, if patient is full-blooded.
Veratrum viride or aconite, when venesection is impossible.

### Asthma.

Adrenalin, hypodermically. Restricted diet.
Amyl nitrite inhaled. Arsenic.
Aspidospermin.
Belladonna, with morphine.
Bromides before retiring.
Coffee, strong black, in intervals.
Chloroform inhaled relaxes, liniment to chest prevents, spasm.
Fumes of potassium nitrate, with belladonna and stramonium.
Grindelia. Hyoscin. Tincture of lobelia. Ipecacuanha, to nausea.
Morphine, hypodermically.
Nitro-glycerin. Paraldehyde. Potassium iodid. Salicylates.
Euphorbia.
Sodium nitrite. Strychnine and atropine, hypodermatically.

### Bed-sores.

Alum, with spirit of camphor and white of egg. Adhesive plaster.
Antiseptic wash, with iodoform.
Collodion. Iodoform collodion.
Glycerin, after washing and rubbing.
Soap plaster, after washing with bi chloride solution, with iodoform.
Zinc ointment or dusting-powder.
Balsam of Peru, ointment.

### Bright's Disease, Acute.

Rest in bed. Basham's mixture.
Cannabis indica, in hæmaturia.
Cups or leeches, over loins if urine scanty.
Digitalis, with squill or calomel, gradually increased, followed by infusion of juniper berries and cream of tartar.
Heat. Milk diet. Buttermilk.
Gallic acid and ergot, to control hæmaturia. Methylene-blue.
Pilocarpine hydrochloride, gr. $\frac{1}{8}$ to $\frac{1}{20}$, hypodermically, for uræmia.
Saline diuretics and diaphoretics.

### Bright's Disease, Chronic.

Avoidance of colds and overexertion.
Chloride of iron, in anæmia, to decrease albuminuria. Nitroglycerin.
Lithium salts, in gouty. Milk diet.
Mercuric chlor. Oxygen inhalations.
Potassium acetate, with juniper.
Potassium iodide, gr. 5, thrice daily.
Sodium arsenite, gr. $\frac{1}{30}$, in gouty.
Strontium lactate. Turkish baths.

### Bronchitis.

Aconite in early stage.
Amber oil, to chest, in infants.
Ammonium carbonate, chloride, etc.
Balsams, to decrease secretion in chronic. Belladonna.
Codeine, when cough excessive.
Creosote, in chronic.
Dry cups, on each side of vertebræ, at sixth rib. Mustard plaster.
Eucalyptus oil, in later stages.
Ipecac, to promote secretion, as emetic when suffocation threatens.
Iodide of potassium. Myrtol.
Oxygen inhalations.
Senega, in chronic.
Strychnine, to stimulate respiration.
Terebene. Terpin hydrate, gr. v.
Turpentine liniment to chest.
Vomiting (apomorphine) in capillary.

### Burns (locally).

Boric acid. Carbolized sweet oil.
Ichthyol ointment. Lead carbonate.
Lime-water, linseed oil. One per cent. solution of picric acid, locally.

### Cholera Asiatica.

*As prophylactic*, cholera vaccine.
Sulphuric acid lemonade. Morphine hypodermically.
Beta-naphthol. Salol.
Calomel, initial large dose (gr. x); subsequent fractional doses (gr. $\frac{1}{6}$).
Enteroclysis (tannic acid enemata).
Hypodermatoclysis (subcutaneous infusion, 0.6 % saline solution).
Intravenous infusion. Hot baths.
Musk. Protective inoculation.

### Cholera Infantum.

Albumin-water or barley-water.
Castor oil, with paregoric.
Hot drinks, in collapse, with brandy.
Mustard or spice plaster, over belly.
Opiates, with utmost caution, if it all.
Rectal irrigation, hot or cold, according to temperature.
Salol or bismuth salicylate.
Pasteurized milk with pancreatin.

### Cholera Morbus.

Castor oil, with laudanum.
Ipecac, rhubarb. Magnesium sulphate.
Morphine, hypodermically.

### Chorea.

Arsenic, in ascending doses.

### Chorea (*continued*).

Chloral. Cimicifuga, with iron.
Hot pack, for insomnia.
Quinine. Salicylates or iodides.

### Colic.

Ascertain cause (may be appendicitis).
Asafœtida. Ether, internally.
Heat. Hyoscyamus. Morphine.

### Colic, Hepatic.

Chloroform or ether, inhalations.
Hot applications.
Morphine, with scopolamine, hypodermically.
Sodium succinate as prophylactic.
Phosphate of sodium.

### Conjunctivitis, Chronic.

Boric acid, wash (gr. 10 to ounce), cocaine, gr. 2, if no corneal ulcer, when salt, gr. 4, may be substituted.
Copper sulphate crystals or solution (gr. 1–8 to ounce).
Tannin glycerite (gr. x–xxx to 3j).

### Conjunctivitis, Purulent.

Atropine or eserine, if corneal ulcer.
Bichloride of mercury (1 to 7000), or boric acid (saturated solution) wash.
Hot compress, if cornea is threatened.
Ice compress, early.
Silver nitrate, stick or solution (gr. 10 to ounce), excess neutralized with salt solution.

### Constipation.

Aloes and podophyllin.
Belladonna or hyoscyamus.
Cascara sagrada. Castor oil.
Colocynth, jalap, or senna. Diet.
Electrical applications. Enemata.
Glycerin, suppositories or enemata.
Gymnastics, riding, or massage.
Phosphate of sodium, in rickets.
Salines, to unload bowels.
Soap suppositories. Pituitary gland.
Sulphur, if hemorrhoids present.
Phenolphthalein. Agar-agar.
Purified liquid petroleum.

### Convulsions of Children.

Rectal injection to unload bowel.
Syrup of ipecac freely as emetic and antispasmodic.
Chloral guardedly.
Bromides.
Hot mustard bath. Hot pack.
Chloroform by inhalation and very carefully in obstinate cases.

### Croup, Membranous, and Diphtheria.

Boric acid with glycerin, locally.
Corrosive sublimate, gr. $\frac{1}{24}$, every 2 h., or calomel, gr. $\frac{1}{8}$ to $\frac{1}{4}$, hourly.
Antitoxin. Emetics. Intubation.
Hydrogen dioxide (spray, gargle, swab). Loeffler's solution (locally).

### Croup, Membranous, and Diphtheria (*continued*).

Iron, tincture of chloride, locally and internally. Guaiacol (50 %), locally.
Lime-water or lactic acid solution by swab or in spray.
Oxygen inhalations. Atropine. Strychnine. Musk. Quinine.
Steam and vapors from slaking lime.
Tracheotomy.

### Croup, Spasmodic.

Amyl nitrite, inhalations.
Belladonna, bromides, chloral, or opium.
Cold cloth around neck, and child in hot bath, air being moistened.
Enema.
Ipecac to nausea.
Spongio-piline or flannel, wet with hot water, to neck, covered with oil silk.
Treat rickets.

### Cystitis, Acute.

Rest. Belladonna. Boric acid.
Cannabis indica.
Creolin, vesical wash (1 to 2 per cent.).
Hot compress over bladder.
Hot sitz-bath and enemata.
Laudanum, gtt. 30, to starch-water, oz. 2, in enema. Fl. ext. pichi.
Opium, belladonna, or iodoform suppository. Paregoric.

### Cystitis, Chronic.

Alkaline and antiseptic irrigation.
Benzoic or boric acid. Buchu tea.
Hexamethelenamine in small doses.
Opium suppositories.
Potassium salts, except bitartrate.
Turpentine, oil of sandalwood, cubeb.
Irrigation with 5 to 20 per cent. argyrol solution.
Strychnine and cantharides, when vesical atony is great.

### Delirium Tremens.

Capsicum and liquid food.
Chloral, with ammonium carbonate and coca. Scopolamine. Sulphonal.
Bromides. Morphine. Ethylcarbamate.

### Diabetes Mellitus.

Antipyrin. Arsenic. Codeine, grs. 1–5.
Ergot or gallic acid, with opium.
Takadiastase. Pancreatic extract.
Iron, lactophosphates of lime and sodium, strychnine and astringents.
Lithium, with arsenic. Guaiacol. Salol.
Opium, oxygen, and $H_2O_2$. Levulose.
Purgatives, restricted diet, and regulated exercise. Salicylates. Sodium citrate. Strontium bromide.

### Diarrhœa.

Rest Enema of salt solution.
Ammonium chloride, grs. 5.
Bismuth, with creasote.
Buttermilk diet.
Camphor, in serous types.
Castor oil, with rhubarb or laudanum and sodium bicarbonate.
Chalk mixture, with kino and gambir.
Charcoal, in acid and fermentative.
Chloroform, with astringents and opium. Digitalis. Strychnine.
Copper sulphate, gr. $\frac{1}{8}$, with opium.
Ergot. Hæmatoxylon. Lime-water.
Mercury, with chalk. Milk-diet.
Naphthalin or beta-naphthol.
Nitric acid, with bitter tonic, in green diarrhœa of children.
Nitro-muriatic acid, or podophyllin.
Pepsin, with hydrochloric acid.
Phosphate of sodium, lime salts, and common salt, if rickets present.
Rhubarb. Sulphuric acid, valuable in serous. Thymol, salol, and morphine.

### Dropsy.

Recumbency. Salt-free diet.
Adonidin, sparteine, or strophanthus.
Calomel and caffeine. Cocaine.
Colocynth, compound extract.
Digitalis. Theobromine sodio-salicylate. Elaterium, in renal.
Hot-air bath.
Jalap, compound powder, with potassium bitartrate, in renal.
Magnesium sulphate. Intraperitoneal injections of adrenalin.
Pilocarpine, in renal dropsy.
Potassium iodide.

### Dysentery.

Emetine hydrochloride, hypodermically.
Ergot, in bloody stools.
Antidysenteric serum.
Ice-water, injections.
Ipecac, in acute. Aromatic sulph. acid.
Lead acetate, with opium and camphor. Magnesium sulphate.
Mercury bichloride, gr. $\frac{1}{100}$.
Nitro-hydrochloric acid
Peroxide of hydrogen and tannin, rectal injections. Potassium chlorate, rectal injections. Quinine enemata.
Silver nitrate or argyrol rectal injections (gr. 10 to 20 to ounce).

### Dysmenorrhœa.

Antipyrin or acetanilide, in neuralgic.
Hot drinks. Fluidext. of viburnum.
Belladonna, suppository.
Camphor, with acetanilide or antipyrin.
Cannabis indica and gelsemium.
Hot sitz-bath, with turpentine stupe, and Dover's powder.
Iron, strychnine, and quinine, with rest and riding.

### Dyspnœa.

Ammonium carbonate.
Arsenic, in emphysema.
Purgatives and diuretics, or bloodletting if uræmic.
Dry cupping over back.
Morphine. Nitrites.
Oxygen.
Strychnine, with atropine.

### Eclampsia.

Veratrum viride. Thyroid extract.
Chloral and bromide, each 1 drachm, by rectum
Chloroform by inhalation.
Elaterium, gr. ¼. Jalap.
Extraction of child.
Hot bath. Opium. Venesection.

### Epididymitis.

Guaiacol, topically. Cataplasm of [kaolin.
Ice-bags. Ichthyol. Iodide of potassium
Saturated solution of magnesium sulphate, locally.
Mercury and belladonna ointments, equal parts, or iodine, grs. 4, with lanolin, ounce 1, locally.
Strapping testicle.

### Epistaxis.

Acetic acid, adrenalin, locally.
Alum powder, pure or with starch.
Ergot, turpentine, hamamelis, or oil of erigeron, internally.
Hot-water and hot foot-bath, cold-water bags to dorsal vertebræ.
Ice applied to nose. Coagulose.
Nitrate of silver stick to septal ulcer.
Plugging anterior and posterior nares.
Vinegar or lemon-juice, injected.

### Erysipelas.

Saturated solution of magnesium sulphate, locally.
Antidiphtheric serum.
Cataplasm of kaolin, locally.
Tincture of ferric chloride and quinine, internally.
Pilocarpine hydrochloride hypodermically, early to abort.

### Fever.

Rest in bed.
Aconite. Alcohol.
Cold baths, coils, packs, sponging, ice-bags, etc.
Musk, by rectal injection. Quinine.
Solution of potassium citrate or of ammonium acetate.
Spirit of nitrous ether.

### Gastralgia.

Sodium bicarbonate in full doses.
Arsenic. Belladonna. Silver.
Bismuth and pepsin, after meals.
Bromides or valerian.
Counter-irritation.
Cannabis indica. Hoffman's anodyne.

### Gastralgia (*continued*).

Hot applications.
Spirit of chloroform.

### Gastric Catarrh, Acute.

Cocaine (in vomiting). Diet.
Effervescing draughts. Ice.
Milk, with lime-water (peptonized).
Seidlitz powder, one-fourth of one every fifteen minutes.
Sodium bicarbonate, with gentian.

### Gastric Catarrh, Chronic.

Bismuth subnitrate. Nux vomica.
Diet, koumyss, light broths.
Lavage or hot-water potations.
Silver nitrate and hyoscyamus.
Strontium lactate or bromide.

### Gastrectasis.

Cod-liver oil.
Electricity.
Enemas, nutrient.
Gentian and calumba.
Iodide of iron, lactophosphate of lime, phosphate of sodium.
Lavage. Massage. Strychnine.

### Gastric Ulcer.

Arsenic and Opium. Bismuth.
Adrenalin for hemorrhage.
Ergot or cracked ice. Rest.
Lenhartz's method.
Silver nitrate, with hyoscyamus, opium, or belladonna in pill

### Gonorrhœa.

Ureth. injec. of 2% protargol, or 25% argyrol as prophylactic after exposure.
Argyrol (5 to 25 per cent.) injections.
Benzoic acid, with cannabis indica.
Cocaine (4 per cent. sol.) in urethra.
Copaiba. Cubeb. Argonin (2 per cent.).
Hydrastis, locally and internally.
Chloral and bromides for priapism.
Mercuric chloride (1 to 20,000 or 1 to 40,000), to flush urethra.
Syrup of ferrous iodide in arthritis.
Sandalwood oil. Santyl.
Sodium bicarbonate.
Gonorrhœal phylacogen or gonorrhœal vaccine for arthritis.
Zinc sulphate injections (gr. ½ to oz.).

### Gout.

Blisters, flying. Chloroform liniment.
Cod-liver oil. Water.
Colchicum, wine of root.
Fowler's solution of arsenic.
Ichthyol ointment to painful joints.
Iodide of iron and cod-liver oil.
Iodide of potassium, with colchicum.
Iodine, ointment or tincture.
Lithium carbonate or citrate, internally, locally.
Morphine. Piperazine. Phenocoll.
Strontium salts. Tetra-ethyl-ammonium.

### Hay Fever.

Arsenic. Opium. Adrenal gland.
Atropine, gr. $\frac{1}{250}$, repeated once in two hours. Mineral acids.
Climate. Sodium salicylate.
Cocaine, 2–4 per cent. solution, atomized in nose. Physical exercise.
Cotton plug in nostrils.

### Headache.

Treat cause.
Antipyrin. Antifebrin.
Bromides. Croton chloral.
Caffeine, with bromide.
Capsicum plaster, to neck.
Refraction, if eye-strain.
Ergot, if congestion.
Gelsemium. Guarana.
Heavy magnesium, oxide.
Hydrobromic acid. Methylene-blue.
Mustard foot-bath.
Nux vomica, in sick headache.
Phenacetin. Purge or emetic.
Sodium bicarbonate.

### Hematemesis.

Rest. Adrenalin. Alum whey.
Ergot, hamamelis, or ipecac.
Ice, cracked.
Iron, tincture of chloride, or turpentine, internally.
Lead acetate with morphine or opium.
Silver nitrate, gr. $\frac{1}{4}$, in pill.
Tannic acid, gr. 20 to drachm of water.

### Hematuria.

Rest.
Camphor, gr. 10 to 20, in pill.
Ergot. Gallic acid, gr. 20.
Hamamelis, injected. Quinine.
Adrenalin injection or irrigation.
Turpentine. Stypticin.

### Hemoptysis.

Absolute rest. Alum (gr. 20 to ounce), in spray. Calcium chloride.
Cup or strap extremities.
Ergot, fluid extract. Gallic acid.
Ice over heart.
Ipecac, in small doses.
Morphine, hypodermically.
Turpentine or erigeron oil.

### Hemorrhage, Intestinal.

Enemas, styptic. Ice to abdomen.
Ice, by mouth, and Monsel's salt, gr. 3, in pill. Ice-water injections.
Lead acetate and camphor.
Liquid food (peptone or beef-juice) absorbed from stomach. No milk.
Sulphuric acid.
Tannic acid and opium. Turpentine.
Human blood-serum, subcutaneously.

### Incontinence of Urine.

Antiseptic fluids, to cleanse bladder.
Arsenic, with nux vomica.

### Incontinence of Urine (*continued*).

Belladonna with bromide.
Catheterization, if due to retention.
Circumcision. Elevation of hips.
Ergot. Hyoscyamus. Strychnine.
Nitre and potassium citrate.
Rhus aromatica, in children.

### Insomnia.

Bromide of potassium.
Bath, hot or cold.
Chloral, if not due to pain.
Chloralamide. Chloralose.
Croton-chloral. Methylene blue.
Food at night.
Hot-water bags to feet, cold to head.
Hyoscine. Veronal.
Morphine, with scopolamine. Paraldehyde. Opium, to relieve pain.
Remove indigestion.
Somnal. Ethyl carbamate.
Sulphonmethane. Sulphonethylmethane. Veronal. Medinal.
Valerian, in nervousness.

### Intermittent Fever.

Arsenic.
Calomel. Guaiacol.
Ice-pack, if fever excessive.
Iodine. Methylene-blue.
Podophyllin, preceding quinine.
Quinine.

### Iritis.

Atropine.
Ice compress.
Eserine.
Iodide of potassium, with mercury.
Leeches and heat, to relieve pain.
Mercury, by inunction.

### Keratitis, Interstitial.

Antiseptic lotions. Dionin.
Antisyphilitic treatment.
Atropine.

### Keratitis, Phlyctenular.

Atropine.
Boracic acid, solution.
Cold-water douche.
Tonics and alteratives.
Yellow oxide of mercury ointment.

### Laryngitis, Acute.

Calomel, followed by saline purges.
Ice, externally.
Inhalation from steaming water or compound tincture of benzoin, with paregoric.
Voice not to be used.

### Laryngitis, Subacute.

Cold compress, externally.
Inhalations of recent vapor of ammonium chloride.
Zinc sulphate (gr. 4 to ounce), spray.

### Leucorrhœa.

Alum or boric acid, douche.
Belladonna, with tannic acid, applied on cotton. Hematoxylon.
Hot sitz-bath, or vaginal injections.
Hydrastis injections. Lysol injections.
Iron, with tonics. Raw eggs and milk.
Potassium permanganate, as injection.
Tampon, iodoform and tannic acid.
White-oak bark, or tannic acid and glycerin. Lead acetate as douche.

### Lumbago.

Acupuncture. Ammonium bromide.
Atropine (gr. $\frac{1}{60}$), morphine (gr. $\frac{1}{4}$), into muscle. Acetphenetidin.
Chloroform liniment.
Foot-bath and Dover's powder.
Ice-bag or ether spray to loins.
Ironing back with laundry-iron.
Massage. Monobromated camphor.
Mustard or capsicum plaster.
Potassium iodide or salicylic acid.

### Mania.

Anæsthetics or apomorphine.
Bromides. Methylene blue.
Cannabis indica, with bromides.
Chloral, if kidneys healthy.
Cimicifuga, after confinement.
Cold douche to head.
Hyoscine hydrobromate. Morphine.
Tonics, if after typhoid, etc.

### Mastitis.

Belladonna, to breast.
Breast-pump, if milk persists.
Compression. Incision, if pus.
Purges. L. and L. locally.

### Meningitis, Acute.

Lumbar puncture and smear to determine variety.
Antimeningococcic serum, if meningococci are found; or other seræ or vaccines, if other bacteria are discovered.
Calomel purge followed by saline. Ice to head or spine.
Ergot, hypodermically. Small doses of morphine hypodermically, if vomiting persists. Withhold mouth-feeding, if vomiting is intractable. Gavage or rectal feeding if required. Boric acid for mouth, nose, and ear wash.
Bromides or chloral for extreme restlessness and insomnia.
Alcohol, digitalis, strophanthus, or musk as stimulants if required. Catheter, if retention.
Iodide, massage, exercise, electricity for residual paralyses only after acute irritation has subsided.

### Migraine.

Bromide of sodium, with caffeine.
Cannabis indica. Croton chloral.
Gelsemium, with cannabis indica.
Hyoscyamus, with calomel.
Salicylic acid. Aspirin.

### Myalgia.

Ammonium chloride or bromide.
Clove oil, added to liniment.
Electricity. Heat.
Iodide of potassium or salicylates.
Massage. Dover's powder.

### Neuralgia.

Aconitine. Gelseminine. Aspirin.
Acupuncture, nerve-stretching, or neurectomy.
Cold salt solution hypodermically.
Bromide of potassium, with caffeine.
Camphor and chloral liniment, locally.
Cimicifuga, in ovarian.
Castor oil.
Freezing parts with ether.
Iodide of potassium.
Iron and arsenic.
Morphine, injected locally.
Mustard plaster. Menthol, locally.
Nux vomica. Nitroglycerin.
Phenacetin. Antipyrin. Acetanilide.
Phosphorus.
Quinine. Specific remedies.
Alcohol hypodermically into foramen or nerve trunk.

### Night-Sweats.

Belladonna or atropine. Agaricin.
Camphoric acid.
Ergot. Gallic acid.
Hot bath at bedtime. Hyoscine.
Picrotoxin (gr. $\frac{1}{60}$) or strychnine.
Sulphuric acid, with morphine.

### Pellagra.

Change of diet, remove patient from infected district.
Arsenic. Quinine. Iron.
Blood transfusion from one who has recovered from the disease.

### Pericarditis.

Alcohol, digitalis, or caffeine.
Aspiration, gradual.
Blister, over præcordium.
Calomel, with opium.
Iodide of potassium.
Jalap or elaterium, or saline purge.
Leeches or ice-bag, over præcordium.

### Peritonitis, Acute.

Belladonna and opium.
Ice-bag.
Leeches or mustard plaster.
Buttermilk.
Section.
Turpentine stupes.

### Pleurisy.

Aspiration. Cataplasm of Kaolin.
Blisters. Sinapisms. Leeches.
Digitalis or pilocarpus.

Elaterium or jalap.
Ice-poultice or jacket.
Iodine or guaiacol, locally.
Iodide of potassium.
Salicylates.
Saline purges. Strap chest.

### Pneumonia.

Initial calomel purge. Fresh air.
Woolen jacket or gauze shirt.
Counter-irritants to relieve pain. Venesection, in plethora.
Dover's powder to relieve pain and quiet restlessness.
Sodium or potassium citrate as diuretic.
Alcohol, belladonna, ammonium carbonate, quinine, strophanthus, or digitalis to sustain circulation, particularly at time of crisis. Oxygen inhalation.
Antipneumococcic serum. Pneumococcic vaccine.
Stimulating expectorants, and tonics after crisis and during convalescence.

### Poliomyelitis (Epidemic).

Acute stage, hexamethylenamine, calomel, rest, hot-packs or hot baths; for pain, ice-bag to spine. Simple diet. After acute symptoms have disappeared exercise in bath-tub of tepid water daily, massage.

### Post-partum Hemorrhage.

Abdominal massage.
Ergot. Ether, hypodermically.
Hot intra-uterine douche.
Suture, if due to laceration.
Tamponing with iodoform gauze.
Tampon with gauze saturated with solution of adrenalin.
"Turn out that clot."

### Pruritus.

Arsenic, quinine, bitter tonics.
Calomel and lard, locally.
Carbolic acid, well diluted, locally.
Cocaine. Heat.
Cold douche and injections.
Diabetic treatment.
Hydrocyanic acid, locally.
Mercuric chloride, 1 : 250, as wash.
Silver nitrate, locally, preceded by cocaine. Resorcinol, locally.
Champho-phenol ointment.

### Psoriasis.

Anthrarobin. Aristol. Arsenic.
Baths of sulphides.
Chrysarobin, internally, or ointment.
Gallic acid ointment. Thyroid extract
Resorcin. Ichthyol. Thiol.

### Puerperal Fever.

Bichloride of mercury (1 to 5000) or creolin (2 per cent.) solutions.
Curette, to remove membranes.
Celiotomy, if peritonitis develops.
Nutriment and alcoholic stimulants.
Iodine and carbolic acid applied to ulcerated wounds.

### Rheumatism, Acute.

Rest. Fuller's lotion, locally.
Alkalies and quinine.
Cimicifuga. Aspirin.
Salol. Phenacetine.
Cold applications, if hyperpyrexia.
Oil of gaultheria. Acetopyrine.
Potassium iodide. Phenocoll.
Salicin or salicylic acid and its salts.
Rheumatism phylacogen.

### Rheumatism, Chronic.

Arsenic. Blisters, repeated.
Baths of sulphides. Turkish baths.
Cod-liver oil. Dry hot air.
Ichthyol. Remove bad tonsils.
Iodine, locally.
Phylacogen.
Potassium iodide, colchicum, and sarsaparilla. Veratrine ointment.

### Rhus Poisoning (Poison Ivy).

Solution of sodium thiosulphate, locally.
Solution of phenol, locally.
Lead-water and laudanum, locally.
Solution of boric acid, locally.
Mixture of fluidextract of grindelia, locally.

### Syphilis.

*As Prophylactic after Exposure.*—Wash well with 1–5000 bichloride of mercury solution, and rub well over foreskin, head, and shank of penis a 20% calomel ointment, using lanolin as ointment basis.

*Locally for Chancre.*—Calomel, aristol, iodoform, black-wash, normal salt solution, mercurial plaster and lanolin on chamois; corrosive mercuric chloride douche (1–5000) twice daily for females.

*General Treatment.*—As soon as diagnosis is made, salvarsan, mercury by mouth, hypodermically, or by inunction; arsenic, quinine, syrup of ferrous iodide, elixir of iron, quinine, and strychnine as substitute for mercury when that substance is contraindicated; alkali iodides for headache and nervous manifestations.

### Sciatica.

Blister or cautery.
Cod-liver oil. Castor oil. Aspirin.
Chloroform, ether, or osmic acid, deeply injected.

Ether or rhigolene, sprayed.
Ice, locally. Dry heat.
Morphine injected.
Nerve-stretching.
Potassium iodide. Rest, with splint.
Salicylic acid and iron.

### Shock.

Atropine, strychnine, or digitalis hypodermically. Alcohol. Aromatic spirit of ammonia. Hoffman's anodyne by mouth.
Adrenalin in normal salt solution by transfusion, especially valuable when due to hemorrhage. Rectal injection of normal salt solution.
Lower the head, elevate the legs, bandage limbs tightly, apply external heat.

### Sprains.

Cold and hot applications, alternately.
Fomentations. Rest. Plaster dressing.
Lead-water and laudanum.
Massage followed by bandaging.

### Tonsillitis.

Ice collar.
Calomel and quinine.
Guaiacol, locally to tonsils.
Hydrogen peroxide, in spray.
Iron, tincture of the chloride. [gle.
Salol and salicylates. Potass.chlor.,gar-
Red mercuric iodide to abort.

### Tuberculosis.

Rest, fresh air, and abundant easily digestible food the basis of all treatment for every kind of tuberculosis.
Not less than six raw eggs and three pints of milk in addition to other nutritious food daily.
Overcome constipation; stimulate appetite by bitter tonics, and forbidding tea, coffee, alcohol, pastries, pies, fried foods, etc.
Rest in bed for all cases with elevated temperatures.
Inform patient of his disease, encourage him, teach him the laws of health, protect others by reporting case, and instruct household as to necessary care of the sick and protection of the well.
Avoid opiates and other medicines which may interfere with appetite and digestion.
Arsenic, small doses of nux vomica as bitter tonic, pancreatin, pepsin; taka-diastase as required to assist feeble digestion.
Creosote, guaiacol, eucalyptol guardedly as expectorants if demanded.
Oil of cloves hypodermically for cough and as expectorant if necessary.
Counter-irritation over affected area. Mustard plaster or iodine locally to relieve pleuritic pain.
Tuberculin most guardedly, if at all. *Avoid reaction* by using only minute doses and at proper intervals.

### Typhoid Fever.

Typhoid vaccine as prophylactic.
Alcohol. *No antipyretic.*
Calomel. Water, freely.
Cold baths, systematically.
Hydrochloric acid.
Morphine. Quinine.
Hexamethelenamine as prophylactic.
Salol. Betanaphthol.
Turpentine in stupes, enemata, or by mouth.

### Uremia.

Calomel 10 gr., elaterin $\frac{1}{16}$ gr., or saline at first appearance of symptoms.
Hot pack as a diaphoretic. Infusion of digitalis with potassium citrate as a diuretic.
Venesection 10 to 20 ounces of blood followed by transfusion of normal salt solution for coma or convulsions in acute cases of robust subjects.
Chloral to control convulsions. Morphine hypodermically for convulsions in acute parenchymatous nephritis. Harmful in chronic intestinal nephritis.

### Vomiting.

Bromides, with laudanum.
Calomel (gr. $\frac{1}{4}$), ext. hyoscyami (gr. ss).
Carbolic acid, with bismuth.
Cerium oxalate. Chloroform. Creosote.
Cloves, oil of. Cocaine (gr. $\frac{1}{16}$ to gr. $\frac{1}{8}$).
Fowler's solution.
Hydrocyanic acid, dilute.
Hydrochloric acid, dilute.
Ice-bag. Ipecac. Lavage.
Lime-water, added to milk.
Mustard-plaster over stomach.
Nux vomica.
Peptonized milk and beef.
Seidlitz powder.

### Whooping Cough.

Amyl nitrite.
Antipyrin.
Belladonna, tincture of.
Bromoform.
Chloral. Chloroform.
Hyoscyamus.
Monobromated camphor.
Quinine.
Resorcin, 2 per cent. solution.

### Worms.

Aspidium.
Chenopodium, oil of.
Pelletierine.
Quassia Injections for thread-worms.
Naphthalene for thread-worms.
Santonin.
Turpentine and castor oil.

## LIGATION OF ARTERIES.

THE accompanying plate indicates the positions in which the operation of ligating arteries in their continuity is most commonly performed. There is no point at which ligatures are applied which is not represented, with the exception of a few which are very rarely chosen. With the explanations which follow, this diagram will serve as a guide to the practitioner who may be called upon in an emergency to perform an operation in regard to which he has grown somewhat rusty from want of practice.

**1. Ligation of the Temporal Artery.**—The temporal artery is the continuation of the external carotid from the level of the lobe of the ear to the level of the eyebrow, where it divides into its terminal branches. The point at which it is ligated is a little in front of the anterior curve of the concha. A vertical incision, about an inch in length, is made in front of the concha. The artery is easy to find, as it is very superficial at this part of its course. Its accompanying vein lies to the outer side, and the temporal branch of the auriculo-temporal nerve lies in front of it.

**2. Ligation of the Occipital Artery.**—The occipital artery comes off from the posterior part of the external carotid at about the level of the angle of the lower jaw. It curves backward under and to the inner side of the mastoid process, at the back of which it comes out through the attachment of the trapezius muscle, and winds in a tortuous course upward over the occipital bone. The point at which it is ligated is about an inch behind the ear. An incision, an inch and a half long, parallel to the posterior edge of the mastoid process, will expose it. Its accompanying vein lies to the outer side of it. (There are but few occasions when it is necessary to ligate this artery, as its position makes it very easy to stop the flow of blood through it by pressure with a suitable compress and bandage.)

**3. Ligation of the Facial Artery.**—The facial artery comes off from the external carotid just below the level of the angle of the lower jaw, and passes forward below this bone to a point just in front of the insertion of the masseter muscle. Here it sends a branch forward, the submental, while the main trunk curves up over the lower jaw and passes in a tortuous course toward the angle of the mouth. The point at which it is ligated is that at which it ascends in front of the masseter muscle. An incision an inch in length will expose it. Its accompanying vein lies to the outer side.

**4. Ligation of the Lingual Artery.**—The lingual artery comes off from the external carotid at the level of the great cornu of the hyoid bone; it passes forward under the posterior belly of the digastric muscle, and the stylo-glossus and hyo-glossus muscles, to the root of the tongue, and thence to its further distribution. It is in some respects the most difficult artery to ligate in the whole body. The point at which it is ligated is the second part of its course, under the hyo-glossus muscle. An incision is made about half an inch above, and parallel to, the great horn of the hyoid bone, and extending from just in front of the anterior edge of the sterno-cleido-mastoid muscle to near the middle line of the neck, half an inch below the base of the jaw. The skin and subcutaneous fat having been divided, the capsule of the submaxillary gland will be met. This capsule must be divided, and the gland carefully drawn up over the jaw. In doing this great care must be taken not to injure the facial artery and vein, which pass through the gland. The posterior part of the capsule of the gland must next be divided. This will expose the shining aponeurosis which constitutes the pulley of the digastric muscle and attaches it to the great horn of the hyoid bone, near the insertion of the stylo-hyoid muscle. Behind these passes the hypoglossal nerve. This must be delicately detached from the sheath of the hyo-glossus muscle, which lies below it, and pushed up out of the way. As the next step, fix the pulley of the digastric with a tenaculum and gently insinuate a director behind the posterior edge of the hyo-glossus muscle, and push it forward between this and the middle constrictor of the pharynx, which lies under-

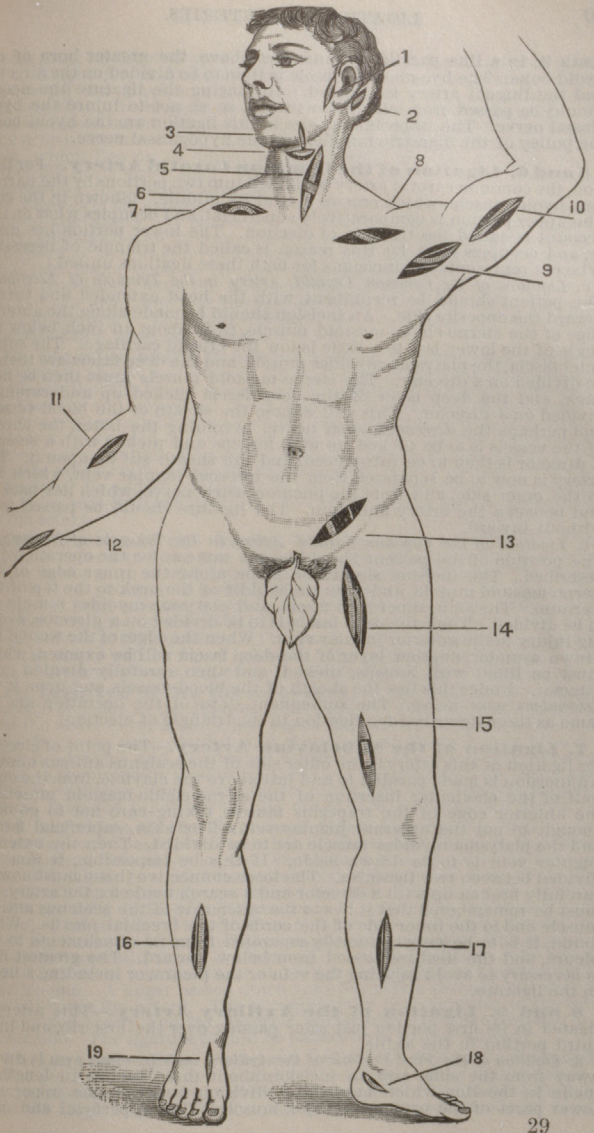
1
2
3
4
5
6
7
8
9
10
11
12
13
14
15
16
17
18
19

neath it, in a line parallel to, and just above, the greater horn of the hyoid bone. The hyo-glossus muscle is then to be divided on the director, and the lingual artery is exposed. In placing the ligature the needle should be passed from above downward, so as not to injure the hypoglossal nerve. The important guides in this ligation are the hyoid bone, the pulley of the digastric muscle, and the hypoglossal nerve.

**5 and 6. Ligation of the Common Carotid Artery.**—For ligation, the common carotid artery is divided into two portions by the narrow omo-hyoid muscle, which crosses it near its middle. (Shown in the cut.) The upper portion is comparatively superficial, and occupies what on this account is called the triangle of election. The lower portion lies deeper, and occupies what for this reason is called the triangle of necessity. (The cut represents the incisions for both these ligations united.)

5. *Ligation of the Common Carotid Artery in the Triangle of Election.*—The patient should be recumbent, with the head extended and turned toward the opposite side. An incision should be made along the anterior edge of the sterno-cleido-mastoid muscle, from about an inch below the angle of the lower jaw to a little below the cricoid cartilage. The superficial fascia, the platysma-myoides muscle, and the deep fascia are then to be divided on a director. The sterno-mastoid muscle must then be held back, and the deep layer of the deep fascia picked up and carefully divided on a director. This will expose the sheath of the blood-vessels, and perhaps the *descendens noni* nerve. Avoiding the latter, the sheath of the vessels is to be picked up with forceps and nicked with a scalpel. A director is then to be introduced, and the sheath slit up upon it. The artery is now to be separated from the internal jugular vein, which lies to the outer side, and from the pneumogastric nerve, which lies back of and between the artery and vein. The ligature should be passed from without inward.

6. *Ligation of the Common Carotid Artery in the Triangle of Necessity.*—The position of the patient should be the same as for the operation just described. The incision should be made along the inner edge of the sterno-mastoid muscle, and from the middle of the neck to the top of the sternum. The skin, superficial fascia, and platysma-myoides muscle are to be divided. Then the deep fascia is to be divided on a director, avoiding injury to the anterior jugular vein. When the edges of the wound are drawn asunder, another layer of the deep fascia will be exposed, which must be lifted with forceps, nicked, and then carefully divided on a director. Under this lies the sheath of the blood-vessels, and upon it the *descendens noni* nerve. The subsequent steps of the operation are the same as those described for ligation in the triangle of election.

**7. Ligation of the Subclavian Artery.**—The point of election for ligation of this artery is the outer side of the scalenus anticus muscle. An incision is made parallel to and just above the clavicle, from the outer half of the clavicular insertion of the sterno-cleido-mastoid muscle to the anterior edge of the trapezius muscle, taking care not to go deep enough to cut the external jugular vein. The skin, superficial fascia, and the platysma-myoides muscle are to be divided. Then the external jugular vein is to be drawn aside. If this be impossible, it must be divided between two ligatures. The loose connective tissue must now be carefully broken up with a director and a search made for the artery. It must be remembered that it lies to the outer side of the scalenus anticus muscle and to the inner side of the cords of the brachial plexus. When found, it is to be very cautiously separated from its attachments to the pleura, and the ligature passed from below upward. The greatest care is necessary to avoid injuring the vein or the pleura, or including a nerve in the ligature.

**8 and 9. Ligation of the Axillary Artery.**—This artery is ligated in its first portion just after passing over the first rib, and in its third portion in the axilla.

8. *Ligation of the First Portion of the Axillary Artery.*—The arm is drawn away from the side, and an incision about three inches in length is made in the line which marks the division between the upper and lower parts of the pectoralis major muscle. The superficial and deep

fasciæ must be divided on a director. The muscular interspace is then to be sought for, and the two parts of the muscle separated, working up toward the clavicle, and not directly backward. As this is done, the arm should be brought back to the side, so as to relax the parts. The costo-coracoid membrane is next to be found and opened on a director. The artery lies beneath it. It is to be carefully isolated from the axillary vein, which lies on its inner, or lower, side, and the axillary nerves, which lie to its outer side. The ligature should be passed from within outward, or from below upward.

9. *Ligation of the Axillary Artery in the Axilla.*—This is the most accessible part of the artery. It is reached by drawing the arm away from the body, and making an incision about three inches long over the course of the vessel, at the junction of the anterior and middle thirds of the axilla. The deep fascia must be divided on a director, and the artery will be found beneath it, with the axillary vein on the ulnar side (toward the back of the arm), and the median nerve on the radial side (toward the front of the arm). The ligature should be passed from the ulnar toward the radial side, so as not to injure the vein.

**10. Ligation of the Brachial Artery,** in the middle of the arm.—An incision about two inches in length is to be made along the inner edge of the swell of the biceps muscle, at the middle of the arm. After dividing the skin and superficial fascia, and any fat that may be met with, the fibrous membrane which encloses the biceps muscle will be encountered. This is to be divided on a director, and the loose connective tissue along the edge of the muscle broken up, when the artery will be exposed. Care must be taken not to divide the median nerve, which crosses the brachial artery near its middle, passing from the radial toward the ulnar side, and not to include it in the ligature. The venæ comites lie one on each side of the artery.

**11. Ligation of the Radial Artery,** in the upper third.—An incision is to be made in a line drawn from the middle of the bend of the elbow to the point at which the pulse can be felt at the wrist. The median vein is to be avoided in incising the superficial fascia. When the deep fascia has been exposed, a yellow line, marking the division between the supinator longus, on the radial side, and the pronator radii teres, on the ulnar side, is to be looked for. The fascia is to be opened along this line, nd the artery will be found below it. The radial nerve lies to the radial side of the artery, but so far away as to be in little danger of being injured.

**12. Ligation of the Ulnar Artery,** in the lower third.—An incision is to be made in the depression between the flexor sublimis digitorum and the flexor carpi ulnaris, just above the carpus. The skin and superficial fascia are to be divided, and then the deep fascia is to be picked up with the forceps and divided on a director. The artery will be found lying on the pronator quadratus, alongside the tendon of the flexor carpi ulnaris, with the ulnar nerve on its ulnar side. The ligature should be passed from the ulnar toward the radial side, avoiding the nerve.

**13. Ligation of the External Iliac Artery.**—An incision is to be made nearly parallel to Poupart's ligament, and about an inch above it, extending from about an inch above the anterior superior spinous process of the ilium to a point near the external abdominal ring. This incision should curve slightly upward at both ends. The skin and superficial fascia are to be divided, and ligatures to be applied to any vessels which bleed. The tendon of the external oblique muscle is to be divided, and then the internal oblique and the transversalis muscles. The separation of the transversalis fascia is a work of the utmost delicacy, to be effected with the forceps and the finger, the latter restraining and protecting the peritoneum. A finger passed down into the pelvis through the opening will discover the artery. The accompanying iliac vein lies to the inner side of the artery, and the anterior crural nerve at some distance to its outer side. The ligature should be passed from within outward.

**14. Ligation of the Femoral Artery in Scarpa's Triangle.**—The point of election for ligation of the femoral artery is at the apex of Scarpa's triangle. To accomplish it, the leg should be flexed at the knee, and the thigh slightly flexed upon the abdomen, abducted and rotated

outward, so as to lie on its outer side. An incision should then be made, over the course of the artery, in a line bisecting Scarpa's triangle from the middle of its base to its apex. This incision should be about three inches long, and its middle should be over the apex of the triangle. The skin, superficial fascia, and fat having been divided, the inner edge of the sartorius muscle must be found and drawn outward. The artery will now be found, with the vein to the inner side and a little behind it, and several nerves on the outer side. The artery should be carefully isolated after opening its sheath, and the ligature passed from within outward.

**15. Ligation of the Femoral Artery in Hunter's Canal.**—This rare ligation is performed by placing the limb in the position for the preceding operation, and making an incision from the apex of Scarpa's triangle toward the back part of the internal condyle of the femur, avoiding the saphena vein. After passing through the skin, superficial fascia, and fat, the deep fascia will be seen, binding down the sartorius muscle. This membrane is to be opened on a director and the muscle drawn backward. This will disclose the aponeurotic sheath which covers the femoral artery at this point. This sheath must be opened, and the artery will be exposed. In ligating it, care must be taken not to injure the long saphenous nerve, which accompanies it, or the femoral vein, which here lies behind it and toward its outer side. The ligature should be passed very carefully from without inward.

**16. Ligation of the Anterior Tibial Artery,** in the middle third.—An incision is to be made, about three inches long, in a line passing from a point midway between the tubercle of the tibia and the head of the fibula, to a point midway between the two malleoli. When the deep fascia has been reached, a yellow line may be found, indicating the septum between the tibialis anticus muscle and the extensor longus digitorum. Along this line the aponeurosis is to be divided on a director, and the two muscles carefully separated until the extensor proprius pollicis is met with, when this is to be separated from the tibialis anticus until the artery is reached. It is accompanied by two venæ comites, which it is not important to regard if they are difficult to separate from the artery. The anterior tibial nerve lies either in front or at the outer side of the artery. To avoid injuring it, it should be pressed to the outer side of the wound and the ligature should be passed from without inward.

**17. Ligation of the Posterior Tibial Artery,** in the middle third.—An incision three inches long is to be made parallel to the inner border of the tibia and about half an inch back of it, and carried down to the superficial fascia. This is to be carefully opened, avoiding injury to the internal saphenous vein and nerve, which lie in the track of the wound. They must be found and drawn aside. Then the deep fascia is to be divided on a director, and the inner border of the soleus muscle is be pressed away from the tibia, when the vessel will be exposed. It is accompanied by two venæ comites and the posterior tibial nerve, which lies to the fibular side of it. The veins and nerve being separated from the artery, the ligature should be passed from the fibular toward the tibial side.

**18. Ligation of the Posterior Tibial Artery behind the Internal Malleolus.**—A slightly curving incision an inch and a half long is to be made behind the internal malleolus, and about half-way between it and the tendo Achillis. The skin and superficial fascia having been divided, the deep fascia is to be lifted and divided on a director. The artery will then be exposed, accompanied by its venæ comites, and the posterior tibial nerve, which lies to the back of it and toward the fibular side. The ligature should be passed from behind forward.

**19. Ligation of the Dorsalis Pedis Artery.**—An incision an inch long is to be made on the back of the foot between the inner tendon of the extensor brevis digitorum and the outer side of the tendon of the extensor longus pollicis. (These tendons can be mapped out by manipulating the great toe.) After dividing the skin, the superficial fascia, and the deep fascia, the artery will be exposed. The continuation of the anterior tibial nerve lies to the fibular side of the artery. The ligature should be passed from the fibular toward the tibial side.

THE

# PRACTITIONER'S

# VISITING LIST.

---

## RECORDS OF PRACTICE.

FOR THIRTY PATIENTS PER WEEK

1915

| NAME. | Su. | M. | Tu. | W. | Th. | F. 1 | Sa. 2 |
|---|---|---|---|---|---|---|---|

| Charge. | Brought Forward. | Total. | MEMORANDA. |
|---|---|---|---|

| NAME. | Su. 3 | M. 4 | Tu. 5 | W. 6 | Th. 7 | F. 8 | Sa. 9 |
|---|---|---|---|---|---|---|---|
| Dr Odling | c | | | | | | |
| Maj. Mylrea, Millbank | | c | | | — | | |
| Miss Acland Dft | | | c | | | | |
| Miss Freegard, Buckingham | | | | c | | | |

| Charge. | Brought Forward. | Total. | MEMORANDA. |
|---|---|---|---|
| 30 0 0 | | | |
| 2 2 0 | | | |

| NAME. | Su. 10 | M. 11 | Tu. 12 | W. 13 | Th. 14 | F. 15 | Sa. 16 |
|---|---|---|---|---|---|---|---|
| Ct Sluff. | | | c | | | | |
| Miss Green: Lundin. Ott | | | | c | | | |

Canadian Lamb

| Charge. | Brought Forward. | Total. | MEMORANDA. |
|---|---|---|---|
| | | | c Ammon. gall alum |

| NAME. | Su. 17 | M. 18 | Tu. 19 | W. 20 | Th. 21 | F. 22 | Sa. 23 |
|---|---|---|---|---|---|---|---|
| Mrs Palmer | | C | | | | | |
| Mrs Welby | | | C | | | | |
| Mrs Robb. Liverpool | | | | C | " | " | |
| Fath. Hambridge Burford | | | | | C | | |
| Mr Hayes. Woodstock | | | | | " | C | " |

| Charge. | | Brought Forward. | Total. | MEMORANDA. |
|---|---|---|---|---|
| 2 | 2 | 0 | | Expts. & Mr Counsel. not Pd |
| 2 | 2 | 0 | | C. & McMullen. Wallingford |
| 2 | 2 | 0 | | not pd. |
| 2 | 2 | 0 | | |
| 10 | 10 | 0 | | C & Candwell |

| NAME. | Su. 24 | M. 25 | Tu. 26 | W. 27 | Th. 28 | F. 29 | Sa. 30 |
|---|---|---|---|---|---|---|---|
| Miss P. Cambridge | | | c | | | | |
| Miss Head | | | | c | | | |
| Count Conversi (Dft.) | | | | | | | |
| Hon. John Simon, Freford. | | | | | | | c |
| Duke of Marlboro | | | | | | | c |

| Charge. | | Brought Forward. | Total. | MEMORANDA. |
|---|---|---|---|---|
| £ | £ | 0 | | |
| £ | £ | | | |
| £1 | 0 | 0 | | Wt fwd 20 |
| | | | | 10 |

| NAME. | Su. 31 | M. 1 | Tu. 2 | W. 3 | Th. 4 | F. 5 | Sa. 6 |
|---|---|---|---|---|---|---|---|
| Mrs Bridge, Stone. | c | | | | | | |
| Mrs Wooster. Bledlow | | c | | | | | |
| Mrs Emberlin. Bicester | | c | | | | | |
| Mrs Stonex | | c | | | | | |
| Cecil Mumford | | | | | c | | |
| Miss Sutcliffe Gunthorpe | | | c | | | | |

a Cold all week
began in Larynx
worked up. no fever

| Charge. | Brought Forward. | Total. | MEMORANDA. |
|---|---|---|---|
| 21 0 | 0 | | |
| 2 2 | 0 | | |
| 2 2 | 0 | | |
| 2 2 | 0 | | W Adams. |

| NAME. | Su. 7 | M. 8 | Tu. 9 | W. 10 | Th. 11 | F. 12 | Sa. 13 |
|---|---|---|---|---|---|---|---|
| Mrs Freeman Knowle | | | c | | | | |
| Sir Geo Perley. London | | | | c | | | |
| Miss Mee . C W Mallam | | | | | c | | |
| Cecil Butler . London DH | | | | | | c | |

| Charge. | Brought Forward. | Total. | MEMORANDA. |
|---|---|---|---|
| 2 2 0 | | | |
| 5 0 0 | | | |
| | | | Mansf. Rd. Gall stone, not pd |

| NAME. | Su. 14 | M. 15 | Tu. 16 | W. 17 | Th. 18 | F. 19 | Sa. 20 |
|---|---|---|---|---|---|---|---|
| Mr Prescott. Taynton | c | | | | | | |
| Mr Herbert Ashwell | c | | | | | | |
| Mr Turner. Sheffield | | c | | | | | |
| Mr Tarlin. Sheffield | | | | | | c | |

| Charge. | | Brought Forward. | Total. | MEMORANDA. |
|---|---|---|---|---|
| 5 | 5 | 0 | | Dr Cheadle Burford. Myocarditis |
| 26 | 5 | 0 | | Leukaemia, & Endocarditis in Phthisis |
| 132 | 6 | 0 | | Septicaemia. Dr Bradley. |
| 132 | 6 | 0 | | Dr Martin. P. Pancreas |

| NAME. | Su. 21 | M. 22 | Tu. 23 | W. 24 | Th. 25 | F. 26 | Sa. 27 |
|---|---|---|---|---|---|---|---|
| Mrs Hawkesworth Wallingto | C | | | | | | |
| B. Roth. Enfield. | | C | | | | | |
| Col Carlton. Steeple ashm | | | C | C | | | |
| Lt. Colebrook. Ld. Dst | | | | | C | 01 | 56 |
| Mrs. Smith. C. Ds Hertz. Dst | | | | | C | | |
| Miss. Glasbrook. Dst | | | | | | C | |

| Charge. | Brought Forward. | Total. | MEMORANDA. |
|---|---|---|---|
| | | | B. H. |
| 5 5 | 0 | | |
| 52 10 | 0 | | |
| | | | |

| NAME. | Su. 28 | M. 1 | Tu. 2 | W. 3 | Th. 4 | F. 5 | Sa. 6 |
|---|---|---|---|---|---|---|---|
| Mr Hillier 3 Chadbury Rd | c | | | | | | |
| T. H. Robinson 4 Elm Rd Dit | | c | | | | | |
| Jr. Rowlands. Kibble | | | c | | | | |
| H. G. Strauss Ch-Ch. 94. High. | | | | c | | | |
| Mr Gem c Whitch | | | | c | | | |
| Mr Taylor Sheffield Dit | | | | | c | | |
| H. J. Pitt Stourbridge. | | | | | c | | |
| Mr March. Stourbridge | | | | | c | | |

| Charge. | Brought Forward. | Total. | MEMORANDA. |
|---|---|---|---|
| 2 2 0 | | | |
| 2 2 0 | | | |
| | | 90 | Lancaster sale |
| 2 2 0 | | | |
| | | | from Dr. |
| 81 16 0 | | | } to Ellis. Ambleside Stourbridge |
| 41 1 0 | | | |

| NAME. | Su. 7 | M. 8 | Tu. 9 | W. 10 | Th. 11 | F. 12 | Sa 13 |
|---|---|---|---|---|---|---|---|
| Carl Mumford DH | | C | | | | | |
| Mrs Fell. Offley Rd DH | | | C | | | | |
| Mrs Strauss | | | C | | | | |
| Mrs Nelson. Wallingford | | | | | | | |
| Mrs. Smith. Guys Hosp. | | | | C | | | |
| Mrs Brazier. Cdr. P | | | | | C | | |
| Mrs Tapper. Constwch B | | | | | C | | |

| Charge. | Brought Forward. | Total. | MEMORANDA. |
|---|---|---|---|
| 2 2 | " | | |

| NAME. | Su. 14 | M. 15 | Tu. 16 | W. 17 | Th. 18 | F. 19 | Sa. 20 |
|---|---|---|---|---|---|---|---|
| Mr Tupper | c | | | | | | |
| Mr Burroughs | | | c | | | | |
| Mrs Small. (Dr S.) | | | | c | | | |
| Ld Teignmouth | | | c | c | c | | |
| Randall Higgins: Burcote | | | | | c | | c |
| Miss Foole. | | | | | | c | |

| Charge. | | Brought Forward. | | Total. | | MEMORANDA. |
|---|---|---|---|---|---|---|
| 6 | 6. | 0 | | | | |
| 30 | 10 | 0 | | | | 2nd visit not paid |

| NAME. | Su. 21 | M. 22 | Tu. 23 | W. 24 | Th. 25 | F. 26 | Sa. 27 |
|---|---|---|---|---|---|---|---|
| Ed. Robson. Wrinkage | C | | | | | | |
| Master Eccles. Radly. | | C | | | | | |
| Mr Seeling. Wrinkedin. | | | C | | | | |
| Mrs Buchem. Wr Motyneux | | | | | | C | |
| Mr Baxter. Willenhall | | | | | | C | |
| Mr. | | | | | | | C |

| Charge. | | Brought Forward. | | Total. | | MEMORANDA. |
|---|---|---|---|---|---|---|
| 2 | 2 | 0 | | | | Dr Bist |
| 2 | 2 | 0 | | | | Dr. Lynam |
| 5 | 5 | 0 | | | | |
| 2 | 2 | 0 | | | | Dr M. Leamugh |
| 3 | 0 | 0 | | | | Dr Heddesley. |
| 63 | 0 | 0 | | | | C Dr Easter. 3 albany Tenn Reg Bank |

| NAME. | Su. 28 | M. 29 | Tu. 30 | W. 31 | Th. 1 | F. 2 | Sa. 3 |
|---|---|---|---|---|---|---|---|
| Mrs Postlethwaite. Pangalo | | | | | | c | |
| major Lozan | | | | | | | c |

Portugal at Ed. Hotel & Am. Hospital

| Charge. | Brought Forward. | Total. | MEMORANDA. |
|---|---|---|---|
| 5 5 0 | | | |
| 2 2 | | | |

| NAME. | Su. 4 | M. 5 | Tu. 6 | W. 7 | Th. 8 | F. 9 | Sa. 10 |
|---|---|---|---|---|---|---|---|
| Miss Buchanan | | c | | | | | |
| Mr Corbell | | c | | | | | |
| Capt Barnett .. Glynplin Park | | c | | | | | |
| Miss Wethered } Marlow | | | c | | | | |
| Mrs Riley } Marlow | | | c | | | | |
| Mr Dickinson. Goring Heath | | | | c | | | |
| Mr Dawson | | | | | | | c |
| Mr Miller Whitney | | | | | | | c |

| Charge. | | Brought Forward. | | Total. | | MEMORANDA. |
|---|---|---|---|---|---|---|
| 2 | 2 | 0 | | | | |
| | | | | | Dr | Cody. £ 13.13.0 [illegible] |
| | | | | | | ch. [illegible] slaves. [illegible] |
| | | | | | | [illegible] |
| | | | | | | [illegible] |
| 2 | 2 | 0 | | | | |
| 3 | 3 | 0 | | | | |

| NAME. | Su. 11 | M. 12 | Tu. 13 | W. 14 | Th. 15 | F. 16 | Sa. 17 |
|---|---|---|---|---|---|---|---|
| Mrs Cooper. abington | | | c | | | | |
| Mrs Lucas. Leamington | | | | c | | | |
| Col Carlton | | | | | c | | |
| St. Forneret. Shorncliffe | | | | | | c | |
| May Mallock " " | | | | | | c | |
| Capt. Darling | | | | | | | c |
| [illegible] | | | | | | | |

| Charge. | Brought Forward. | Total. | MEMORANDA. |
|---|---|---|---|
| | | | or Martin. not found |
| 2 2 0 | | | |
| 2 2 0 | | | |
| | | | London. Tony of Rob. Darling. c |
| | | | Ravensmont Ch. Symons |
| | | | Rosedale. Toronto |

| NAME. | Su. 18 | M. 19 | Tu. 20 | W. 21 | Th. 22 | F. 23 | Sa. 24 |
|---|---|---|---|---|---|---|---|
| Capt. Darling. | | C | | | | | |
| Mrs Lyons 1 Hyde Park St. | | C | | | | | |
| Miss Shute | | | | | C | | |

| Charge. | | Brought Forward. | | Total. | | MEMORANDA. |
|---|---|---|---|---|---|---|
| 66 | 6 | 0 | | | | c Dr Horder & Hadriber. ch refs |

| NAME. | Su. 25 | M. 26 | Tu. 27 | W. 28 | Th. 29 | F. 30 | Sa. 1 |
|---|---|---|---|---|---|---|---|
| Mr. Tupper | c | c | | | | | |
| Sir Edward Grey | | | c+ | | | | |
| Mr Green | | | c | | | | |
| Miss Regia. Cor Wylie | | | c | | | | |
| Mr Arnold Harrogate | | | | | C | | 1 |

+ Foreign Minister seen with Mr Hosford at the Prime Minister's suggestion. Detailed pigmentary retinitis, about the macula with contraction of visual fields. bad outlook

London

Harrogate

Leeds

| Charge. | Brought Forward. | Total. | MEMORANDA. |
|---|---|---|---|
| 157.10.0. | | | |

| NAME. | Su. 2 | M. 3 | Tu. 4 | W. 5 | Th. 6 | F. 7 | Sa. 8 |
|---|---|---|---|---|---|---|---|
| | | | | | | | X |
| Col. Hall Cheltenham | c | | | | | | |
| Ransome Wilks Woking | | c | | | | | |
| Mrs Burns 80 Grosvenor St | | c | c | c | c | c | |
| Mrs Harvey. | | | c | | | | |

One of the busiest ten days I ever had. Harrogate on the 29th, interesting case of chronic jaundice. Leeds on ~~Friday~~, saw Teale & the Hospital. back in the eve. On Saturday 9 am Jones of the Canadian contingent spent the day. & we went over the local Hospitals. Adams was with us Sunday Cheltenham to see case of Hæmaturia. In eve went to London so as to be able to leave early Monday for Woking to see Young Wilkes with septic pneumonia following a fracture. While there telegram to see Mrs Burns in London & saw her in pm. Went up again Tuesday am & in pm went to Clevedon to see Med. cases at Canadian Hospital Wednesday London again. Thursday London. Friday London and in pm Chatham where I lectured to 1500 soldiers. Dinner in eve by Med. Officers of the Garrison. Saturday am saw the Fort Pitt Hospital. Made rounds with the young Doctors pm. went to Bromley to inspect new Canadian Convalescent Hospital

I travelled 1260 miles which reminded me of old american days & made and made £579.0.0.

W.O.

Cheltenham
Doorthing
London
London
London
London

| Charge. | | Brought Forward. | | Total. | | MEMORANDA. |
|---|---|---|---|---|---|---|
| 39 | 18 | 0 | | | | £ 39 18 |
| | | | | | | £ 129.0.0 |
| | | | | CH + Cd Wilkes. Brantford. | | ~~[illegible]~~ |
| | | | | | | £ 252.10 |
| | | | | + sent bill 125 Gm June 3rd | | £ 157 10 |
| | | | | | | £ 579 0 |

| NAME. | Su. 9 | M. 10 | Tu. 11 | W. 12 | Th. 13 | F. 14 | Sa. 15 |
|---|---|---|---|---|---|---|---|
| Mr. Malkin Learnington | | c | | — | | | |
| Mr Symans. Haslar | | | c | | | | |
| Mrs. Burns | | | | c | | | |
| | | Cleveden. | Egsport. | Folkestone | London. | | |

| Charge. | Brought Forward. | Total. | MEMORANDA. |
|---|---|---|---|
| 2. 2. 0 | | | £52. 11. 6 Cr |

| NAME. | Su. 16 | M. 17 | Tu. 18 | W. 19 | Th. 20 | F. 21 | Sa. 22 |
|---|---|---|---|---|---|---|---|
| Mrs Harvey Ott | | C | C | | | | |
| Miss Lake, On Harvey | | | | C | | | |
| Mrs Jaffe. | | | | | C | | |
| Mrs Burns, London | | | | | C | | |
| Maj. Lille Tex | | | | | | | C |

| Charge. | Brought Forward. | Total. | MEMORANDA. |
|---|---|---|---|
| 2 2 | 0 | | |
| 1 2 | 6 | | |

| NAME. | Su. 23 | M. 24 | Tu. 25 | W. 26 | Th. 27 | F. 28 | Sa. 29 |
|---|---|---|---|---|---|---|---|
| | | | | | | * | |
| Dr Benbow. | | | | c | | | |
| Mrs Aitken. Rugby | | | | | c | | |
| Angus Sinclair. Toronto | | | | | | | c |

Clevedon.

* Completed today 10 years in Oxford.— Extraordinarily happy years. Every one as kind and considerate as could be wished. Grace has been happy & the boy has thriven, yesterday he went off to join the Canadian Unit from Montreal with Col. Burkett. It is a curious thing that with much more leisure ~~[illegible]~~ literary output has been much less than in the previous decade with less practice I have saved as much in 10 years, more in fact, than in 30 years of previous practice. I left America with about $3600 from investments which I have increased to above $10.000. I have got a good deal of education & have made a great collection of books for my old school at McGill. I have not done much in the profession here, but I have done three useful things or, better, helped to, 1) the Association of British Physicians 2) the Quarterly Jr of Medicine 3) the Historical section of R.S. Med. The profession has treated me very well; locally I have been

| Charge. | Brought Forward. | Total. | MEMORANDA. |
|---|---|---|---|
| 2 2 | 6 | | £ 66. to charge. visit to son London. wound of thigh |

Most fortunate in my relations & from the profession at large I have had the kindest treatment. Altogether it has been a most successful experiment. I have kept very well. I have not had any such sub-sternal threatenings as I used to have in Baltimore - I had one attack of renal colic, the 2nd in 12 years. It has been a great comfort - not to live a life of such strain. The one thing I miss is the active teaching and the close association with students & a large group of young doctors; but I console myself with the thirty one years of strenuous work I had in Canada & in the United States.

| NAME. | Su. 30 | M. 31 | Tu. 1 | W. 2 | Th. 3 | F. 4 | Sa. 5 |
|---|---|---|---|---|---|---|---|
| Miss Hart DH | | | | C | | | |
| Mr Lock - LDH | | | | | C | | |
| Mrs Sandford - Wells. | | | | | C | | |
| Mr Harry Johnston Sullen Bridge | | | | | • | C | |
| Mrs Russel Thomas | | | • | | | | C |
| Mr Currie 25 up: Phillingdon | Cleveland | | • | | C | • | C |

| Charge. | | Brought Forward. | | Total. | | MEMORANDA. |
|---|---|---|---|---|---|---|
| £ | 5 | 5 | 0 | | | |
| 300 | 0 | 0 | | | | Chester C Dr Nott. |
| 2 | 2 | 2 | 0 | | | |
| 1 | 3 | 3 | 0 | | | " Dr Gaylor |

| NAME. | Su. 6 | M. 7 | Tu. 8 | W. 9 | Th. 10 | F. 11 | Sa. 12 |
|---|---|---|---|---|---|---|---|
| Mrs Ovey Streatley | | C | | | | | |
| Capt. Morris St Michael St. Thrown | | | C | | | | |
| Mrs Farren Dr | | | C | | | | |
| Alf. Russell Clarke. Toronto | | | C | | C | | |
| Miss. Ackland St | | | C | | | | |
| Mrs Ruggles Swanage | | | | C | | | |

| Charge. | | Brought Forward. | | Total. | | MEMORANDA. |
|---|---|---|---|---|---|---|
| 19 | 8 | 6 | | | | Dr Leslie. aur. fibrillat. dil. heart high pressure |
| 3 | 3 | 0 | | | | Dr Richie (1) Dig. (2) ice bag |
| | | | | | | 12 Belmont St (3) diet & 3 cd. irrig. |
| | | | | | | Glasgow |
| | | | | | | at Tilly Roy House. c Dr Menzies |
| 2 | 2 | 0 | | | | 5240. t charge. |
| 2 | 2 | | | | | |
| | | | | | C | Mrs Bevers. Prem st for affin appendix. |
| | | | | | | Dr Reese. |

| NAME. | Su. 13 | M. 14 | Tu. 15 | W. 16 | Th. 17 | F. 18 | Sa. 19 |
|---|---|---|---|---|---|---|---|
| W. Johnston. Chester | | C | | | | | |
| Mr O'Callaghan. Dublin | | | | C | | | |
| Miss Dingley Leeds | | | | C | | | |
| Jowell Murray DH | | | | | C | | |
| W. Johnston. Chester | | | | | | | |
| Perrins. Library. | | | | | | | |

| Charge. | Brought Forward. | Total. | MEMORANDA. |
|---|---|---|---|
| 300 0 | 0 | | |
| 2 2 | 0 | | |
| 2 2 | 0 | | |

| NAME. | Su. 20 | M. 21 | Tu. 22 | W. 23 | Th. 24 | F. 25 | Sa. 26 |
|---|---|---|---|---|---|---|---|
| Mr Burroughs. Hartford | C | | | | | | |
| Miss Bradon. Bolton | | C | | | | C | C |
| Mrs Clemens. Southampton | | | C | | | | |
| Dr Bliss, am. Embassy Pan | | | C | | | | C |
| Mr Makin. Leamington | | | | | C | | |
| Miss Hogarth sister | | | | | C | | |
| W Johnston. Chester | | | | | | | C |

| Charge. | | Brought Forward. | | Total. | | MEMORANDA. |
|---|---|---|---|---|---|---|
| | | | | | | |
| 9 | 5 | 0 | | | | |
| 2 | 2 | 0 | | | | |
| 5 | 0 | 0 | | | | |
| 2 | 2 | 0 | | | | |
| 2 | 2 | | | | | |

| NAME. | Su. 27 | M. 28 | Tu. 29 | W. 30 | Th. 1 | F. 2 | Sa. 3 |
|---|---|---|---|---|---|---|---|
| Capt. Henry. Washington. | c | | | | | | |
| Mr Pollard. Cambridge | c | | | | | | |
| Col Carlton. Cheltenham | | c | | | | | |
| Mr. Turner. London. | | | | c | | | |
| Mr Denton. of Press. | | | | | | | |
| Mrs Peterson. Boarded | | | | | | c | |

| Charge. | | Brought Forward. | | Total. | | MEMORANDA. |
|---|---|---|---|---|---|---|
| 3 | 5 | 0 | | | | |
| 42 | 0 | 0 | | | | |
| | | | | | | C Sir A. Lane for Ardo |

| NAME. | Su. 4 | M. 5 | Tu. 6 | W. 7 | Th. 8 | F. 9 | Sa. 10 |
|---|---|---|---|---|---|---|---|
| Mrs Johnston [illegible] | | c | | | | | |
| Sir Gerard Lowther | | | | | c | | |
| Mary Vinogradoff | | | | | c | | |
| Mrs Ogle Steeple Aston | | | | | . | | c |
| Mr Currie London | | | | | . | | c |

| Charge. | Brought Forward. | Total. | MEMORANDA. |
|---|---|---|---|
| | | | c W Lawrence. £52.10. tch. |
| 2 2 | 0 | | |
| 3 3 | 0 | | |

| NAME. | Su. 11 | M. 12 | Tu. 13 | W. 14 | Th. 15 | F. 16 | Sa. 17 |
|---|---|---|---|---|---|---|---|
| Mr Burns. Cda. | c | | | | | | |
| Miss Shewell. Cheltenham | | | c | | | | |
| Col Ranking. Wainwright | | | | c | | | |
| Mrs Sluder. | | | | | | c | |
| Mr Currie DA. | | | | | c | | |

| Charge. | Brought Forward. | Total. | MEMORANDA. |
|---|---|---|---|
| 42 0 0 | | | Dr Braine – Hartlwell. |
| 31 10 0 | | | Dr Olive |
| | | | Operation. London. Mr Claylis Greene. |

| NAME. | Su. 18 | M. 19 | Tu. 20 | W. 21 | Th. 22 | F. 23 | Sa. 24 |
|---|---|---|---|---|---|---|---|
| Sir James Murray | c | c | c | | c | | c |
| Miss January - [illegible] | | | | c | | | |
| Miss Goodyear [illegible] | | | | | c | | |

| Charge. | Brought Forward. | Total. | MEMORANDA. |
|---|---|---|---|
| 5 5 | 0 | | |

| NAME. | Su. 25 | M. 26 | Tu. 27 | W. 28 | Th. 29 | F. 30 | Sa. 31 |
|---|---|---|---|---|---|---|---|
| Sir James Murray | c | c* | | | | | |
| B H Burgess. Dublin | | | c | | | | |

* Died. pleurisy

| Charge. | Brought Forward. | Total. | MEMORANDA. |
|---|---|---|---|
| 2 2 0 | | | |

| NAME. | Su. 1 | M. 2 | Tu. 3 | W. 4 | Th. 5 | F. 6 | Sa. 7 |
|---|---|---|---|---|---|---|---|
| Miss Steele. Rugby | | | | | c | c | |
| Mrs Ambers | | | c | c | | c | |

| Charge. | | Brought Forward. | | Total. | | MEMORANDA. |
|---|---|---|---|---|---|---|
| 2 | 2 | 0 | | | | |

| NAME. | Su. 8 | M. 9 | Tu. 10 | W. 11 | Th. 12 | F. 13 | Sa. 14 |
|---|---|---|---|---|---|---|---|
| J Eardly Hall Henfield. Sun | | | c | | | a | 3 |

Cardiff and Pargalin

| Charge. | Brought Forward. | Total. | MEMORANDA. |
|---|---|---|---|
| £ p | | | |

| NAME. | Su. 15 | M. 16 | Tu. 17 | W. 18 | Th. 19 | F. 20 | Sa. 21 |
|---|---|---|---|---|---|---|---|
| Thos Partridge Walsall | C | | | | | | |
| Mrs Andrews | | | C | | | | |
| Mrs Tyrrell | | | C | | | | |
| Lady Hoare | | | | C | | | |

| Charge. | | Brought Forward. | | Total. | | MEMORANDA. |
|---|---|---|---|---|---|---|
| 5 | 5 | 0 | | | | Dr Fox. Walsall. |
| 2 | 2 | 0 | | | | |
| 2 | 2 | 0 | | | | |

| NAME. | Su. 22 | M. 23 | Tu. 24 | W. 25 | Th. 26 | F. 27 | Sa. 28 |
|---|---|---|---|---|---|---|---|
| Mrs Craig | | | | c | | | |
| Mrs Douglas, Whitehurst | | | | | c | | |
| Mrs Howard. Grove. Wanley | | | | | c | | |
| Mr Tasker | | | | | | c | |
| Burley-on-Hill | | | | | | | |

| Charge. | Brought Forward. | Total. | MEMORANDA. |
|---|---|---|---|
| 2 2 . | | | |
| 5 5 . | | | |

| NAME. | Su. 29 | M. 30 | Tu. 31 | W. 1 | Th. 2 | F. 3 | Sa. 4 |
|---|---|---|---|---|---|---|---|
| Warden New College | c | | | | • | : | s |
| Mr Faber Shillingford | | | | c | | | |
| Mrs Birts. Chipping Norton | | | | c | | | |

Pamphlet

| Charge. | Brought Forward. | Total. | MEMORANDA. |
|---|---|---|---|
| 2 2 | • | ) | |
| 2 0 | o | | |

| NAME. | Su. 5 | M. 6 | Tu. 7 | W. 8 | Th. 9 | F. 10 | Sa. 11 |
|---|---|---|---|---|---|---|---|
| Mr Burroughs | c | | | | | | |
| Mr Bennett Buckingham | c | | | | | | |
| Mr Marsh. (Dr Ellis). | | c | | | | | |
| Mrs Smith. Tenkersburg. | | | c | | | | |

Went to Drive to see the Hospitals

| Charge. | | Brought Forward. | | Total. | | MEMORANDA. |
|---|---|---|---|---|---|---|
| | | | | | | ... |
| 5 | 5 | 0 | | | | Stourbridge, Diabetic gangrene |
| 5 | 5 | 0 | | | | |

| NAME. | Su. 12 | M. 13 | Tu. 14 | W. 15 | Th. 16 | F. 17 | Sa. 18 |
|---|---|---|---|---|---|---|---|
| Spendwell in Canners at McGill Hospital. France. | | | | | | | |

| Charge. | Brought Forward. | Total. | MEMORANDA. |
| --- | --- | --- | --- |

| NAME. | Su. 19 | M. 20 | Tu. 21 | W. 22 | Th. 23 | F. 24 | Sa. 25 |
|---|---|---|---|---|---|---|---|
| Mr Bannister OH. | c | | | | | | |
| Mr Higgins. Burcote | c | | | | | | |
| Mrs Farager. OH | c | c | | | | | |
| Miss Griffith Berkeley | | | c | | [illegible] | [illegible] | [illegible] |
| Mr Green. Ch Ch. | | | | | | | |
| Mr Fisher 77 Gros. St | | | | c | | | |
| Miss Elwell Long Graadjon | | | | | c | | |
| Miss Larson Whitechurch Oxon | | | | | c | | |

| Charge. | Brought Forward. | Total. | MEMORANDA. |
|---|---|---|---|
| 2 2 | 0 | | |
| | | £ 6 6 | Echo |
| | | | Dr Dunn |
| | | | T.B. Dr Harvey |

| NAME. | Su. 26 | M. 27 | Tu. 28 | W. 29 | Th. 30 | F. 1 | Sa. 2 |
|---|---|---|---|---|---|---|---|
| Miss Turner | | | c | | | | |
| Duc d'Alva Pal. d'Tyra Madrid | | | | c | c | c | |
| A. H. Wood 50 West. Rd | | | | c | | | |

Leah + Manchester

| Charge. | Brought Forward. | Total. | MEMORANDA. |
|---|---|---|---|
| 5 5 | | | |

| NAME. | Su. 3 | M. 4 | Tu. 5 | W. 6 | Th. 7 | F. 8 | Sa. 9 |
|---|---|---|---|---|---|---|---|
| Mr Dr Boyce | | | | C | | | -2 |
| Mr Lewis, London (Dr L.) | | | | | C | | |
| Miss Sutcliffe | | | | | | | sc |
| | 7 | | | | | | |
| | Manchester | | | | | | |

| Charge. | Brought Forward. | Total. | MEMORANDA. |
|---|---|---|---|
| 5 0 | 0 | | |
| | 7 | | |
| 2 2 | 0 | | |

| NAME. | Su. 10 | M. 11 | Tu. 12 | W. 13 | Th. 14 | F. 15 | Sa. 16 |
|---|---|---|---|---|---|---|---|
| Miss Fraher | | | C | | · | | |
| Miss Hervey. C/o Smith | | | | C | | | |
| R P Campbell. Mont. Club | | | | | | C | |
| John Ford. Ingham Ave | | | | | | | C |
| Thos Jones. Banbury. | | | | C | | | |

| Charge. | Brought Forward. | Total. | MEMORANDA. |
|---|---|---|---|
| 2 2 . | | | |
| 5 6 0 | | | |
| | | | c Campbell Nelles of Montreal |
| ) | | | |

| NAME. | Su. 17 | M. 18 | Tu. 19 | W. 20 | Th. 21 | F. 22 | Sa. 23 |
|---|---|---|---|---|---|---|---|
| R. Higgins. Burcote | c | | | | | | |
| John Ford | | | c | | | | c |
| Col. Ryad | | | | c | | | |
| Maj. Long. Milbank. Ott | | | | | c | | |
| Mr Long. Abingdon | | | | | | | c |
| Mrs Vincent Smith. Fletcher Hon Coodsley | | | | | | | c |
| Mr | | | | | | | c |

| Charge. | Brought Forward. | Total. | MEMORANDA. |
|---|---|---|---|
| 4 19 | 0 | | |
| 2 2 | | | |
| | | | |
| 3 | | | |

| NAME. | Su. 24 | M. 25 | Tu. 26 | W. 27 | Th. 28 | F. 29 | Sa. 30 |
|---|---|---|---|---|---|---|---|
| Rev. Mr Streatfeed | c | | | | | | |
| Sir Chas Tupper | | | c | | | | |
| Mrs Davis | | | | c | | | |
| Mr John Ford | c | | | c | | | c |
| Mrs Asquith. Sutton Cove | | | | c | | | |
| Mrs Jacob | | | | | c | | |
| Warden. New Colley | | | | | | c | |
| C W Knox Jr. 20 Craven | | | | | | | c |

| Charge. | Brought Forward. | Total. | MEMORANDA. |
|---|---|---|---|
| | | | C Collier |
| 2 2 0 | | | |
| 2 2 .30 | | | c a Broadfoot. apphasei |
| 2 2 0 | | | |
| 5 5 0 | | | Hill-gardens. |

| NAME. | Su. 31 | M. 1 | Tu. 2 | W. 3 | Th. 4 | F. 5 | Sa. 6 |
|---|---|---|---|---|---|---|---|
| Mrs Hird. (Bletchley) | c | | | | | | |
| Mrs Hancock (c Mrs Joynson | | | c | | | | |
| Miss Street. | | | | | | | |
| St. Ollard. Willey-Sun | | | | | o | c s | s |
| Mrs Wood. | | | | | | | |

| Charge. | | Brought Forward. | | Total. | | MEMORANDA. |
|---|---|---|---|---|---|---|
| | | | | | | Dr Hind Birmingham |
| 15 | 15 | | | | c | Dr. Bradbrook. Fenny Stratford |
| 3 | 3 | 0 | | | | |
| 2 | 2 | 0 | | | | |

| NAME. | Su. 7 | M. 8 | Tu. 9 | W. 10 | Th. 11 * | F. 12 | Sa. 13 * |
|---|---|---|---|---|---|---|---|
| Miss Street | c | c | | | | | |
| Dr Milican | | | c | | | | |
| Mrs Reynolds Rugby | | | | c | | | c |
| Mrs Carleton | | | | | c | c | c |
| Mrs Weedon. Goring | | | | | | | c |
| Mrs Preston. Munster Lovell | | | | | | | c |
| Mrs Prentz London | | | | | | | c |

+. Narrow escape of the Library. Lady Osler awakened with T. 30 am smell of smoke in the house. Went down stairs, & found the dining room in fire. Dence of a time, 25", before the fire brigade arrived, meanwhile we got as many of the more important books into the drawing-room annex. Unfortunately the incunabula & Mss were in the room above the dining room, which was full of smoke & very hot. Revere & I went in with wet towels over our mouths & got out those on four shelves & then had to stop. Fortunately the firemen got it under control easily but it was a narrow escape. The Ms of Paul Sarpi & the on belong to Grumaini were in the dining room & got badly scorched.

* Revere went back to France to day after a weeks leave & goes to the Field Ambulance near Bracmont

| Charge. | Brought Forward. | Total. | MEMORANDA. |
|---|---|---|---|
| 51 9 | 0 | | C or Rellow |
| 2 2 | 0 | | |
| 2 2 | 0 | | |
| 5 5 | 0 | | |

| NAME. | Su. 14 | M. 15 | Tu. 16 | W. 17 | Th. 18 | F. 19 | Sa. 20 |
|---|---|---|---|---|---|---|---|
| Miss Bradley. 4 Lathbury Rd | C | | | | | | |
| Mrs Ferran. | | | C | | | | |

| Charge. | Brought Forward. | Total. | MEMORANDA. |
|---|---|---|---|
| | | | [illegible] |

| NAME. | Su. 21 | M. 22 | Tu. 23 | W. 24 | Th. 25 | F. 26 | Sa. 27 |
|---|---|---|---|---|---|---|---|
| Mrs Baldwin | | C | | | | | |
| Mrs Vaughan | | | C | | | | |
| Miss Carleton | | | | C | | | |
| Dr Vandenberg | | | | C | | | |
| Mrs Dr Smith | | | | | | C | |

| Charge. | | Brought Forward. | Total. | MEMORANDA. |
|---|---|---|---|---|
| 2 | 2 | 〃 | | |
| | | 〃 | | |
| | | 〃 | | |
| 28 | 40 | 0 | | |

| NAME. | Su. 28 | M. 29 | Tu. 30 | W. 1 | Th. 2 | F. 3 | Sa. 4 |
|---|---|---|---|---|---|---|---|
| Mrs White. St. | | C | | | | | |
| Mr. C Wades | | | C | | | . | C |
| Mrs Sandle Bromley | | | | | | | C |
| Mrs Bromley | | | | | | | C |

| Charge. | Brought Forward. | Total. | MEMORANDA. |
|---|---|---|---|
| 5- 0 | 6 | | |
| 2 2 | | | |
| 2 2 | | | |

| NAME. | Su. 5 | M. 6 | Tu. 7 | W. 8 | Th. 9 | F. 10 | Sa. 11 |
|---|---|---|---|---|---|---|---|
| Mr Browning | | c | | | | | |
| Mr Banbury Woodstock | | | c | | | | |
| Ed. Bayley. Toronto | | | | c | | | |
| Mr. Billings. (Billings Bridge) | | | | | c | | |

| Charge. | Brought Forward. | Total. | MEMORANDA. |
|---|---|---|---|
| 2 2 | 0 | | |
| 5 1 | 0 | | |
| | | Ottawa | next to Fulham Fever Hospital Wm. Bruce. |
| | | | 68 miles – 68 guineas charge |
| | | | Sag-Billings asked to see for the |
| | | | Dir. Gen. Office – cable for Col |
| | | | Borden. 5 day. C – Sp. fever. |
| | | | needle broke off in |

| NAME. | Su. 12 | M. 13 | Tu. 14 | W. 15 | Th. 16 | F. 17 | Sa. 18 |
|---|---|---|---|---|---|---|---|
| Lady Thos. Davidson | | | C | | | f | |
| Lord Leigh, Warwick | | | C | | | f | |
| Miss Rafael Thomas | | | | | C | f | |

| Charge. | | Brought Forward. | | Total. | | MEMORANDA. |
|---|---|---|---|---|---|---|
| 2 | 2 | 2 | | | | |
| 2 | 2 | 4 | | | | |
| 2 | 2 | | | | | |

| NAME. | Su. 19 | M. 20 | Tu. 21 | W. 22 | Th. 23 | F. 24 | Sa. 25 |
|---|---|---|---|---|---|---|---|
| Miss Pelote . Wardlop. | | c | | | | | |
| Miss Thomas . Hazfordh | | | | | c | | |

| Charge. | Brought Forward. | Total. | MEMORANDA. |
|---|---|---|---|
| 2 2 | 0 | | |
| 2 2 | 0 | | |

| NAME. | Su. 26 | M. 27 | Tu. 28 | W. 29 | Th. 30 | F. 31 | Sa. |
|---|---|---|---|---|---|---|---|
| Mr Dougall. (Mulsed) Dr | + | + | c | | | | |
| Prof. Haverfield | | | | | °c | ' | s |

Cold hanging about for 2 weeks. began 12 & 13 in larynx – then went to head, out on & off. Last few days bronchial & coughed a good deal at night just before going to sleep. no fever.

| Charge. | | Brought Forward. | | Total. | | MEMORANDA. |
|---|---|---|---|---|---|---|
| 2 | 2 | 4 | | | | |

GENERAL MEMORANDA.

GENERAL MEMORANDA.

## GENERAL MEMORANDA.

GENERAL MEMORANDA.

GENERAL MEMORANDA.

GENERAL MEMORANDA.

GENERAL MEMORANDA.

GENERAL MEMORANDA.

| Name of Father. | Age | Name of Mother. | Age | End Last Menst. | Date Exptd. Conf't. | Date Del'd. |
|---|---|---|---|---|---|---|

| Name of Child. | No. | Sex | Race. | Wght. | Lgth. | Presentation. | Address. |
|---|---|---|---|---|---|---|---|

| Name of Father. | Age | Name of Mother. | Age | End Last Menst. | Date Exptd. Conf't. | Date Del'd. |
|---|---|---|---|---|---|---|
| | | | | | | |

| Name of Child. | No. | Sex | Race. | Wght. | Lgth. | Presentation. | Address. |
|---|---|---|---|---|---|---|---|

| Name of Father. | Age | Name of Mother. | Age | End Last Menst. | Date Exptd. Conf't. | Date Del'd. |
|---|---|---|---|---|---|---|
| | | | | | | |

| Name of Child. | No. | Sex | Race. | Wght. | Lgth. | Presentation. | Address. |
|---|---|---|---|---|---|---|---|

| Name of Father. | Age | Name of Mother. | Age | End Last Menst. | Date Exptd. Conf't. | Date Del'd. |
|---|---|---|---|---|---|---|

| Name of Child. | No. | Sex | Race. | Wght. | Lgth. | Presentation. | Address. |
|---|---|---|---|---|---|---|---|

| Name of Father | Age | Name of Mother. | Age | End Last Menst. | Date Exptd. Conf't. | Date Del'd. |
|---|---|---|---|---|---|---|
| | | | | | | |

| Name of Child. | No. | Sex | Race. | Wght. | Lgth. | Presentation. | Address. |
|---|---|---|---|---|---|---|---|

| Name of Father. | Age | Name of Mother. | Age | End Last Menst. | Date Exptd. Conf't. | Date Del'd. |
|---|---|---|---|---|---|---|
| | | | | | | |

| Name of Child. | No. | Sex | Race. | Wght. | Lgth. | Presentation. | Address. |
|---|---|---|---|---|---|---|---|
| | | | | | | | |

| NAME. | DATE. | RESULT. |
| --- | --- | --- |

| NAME. | DATE. | RESULT. |
| --- | --- | --- |

| NAME. | DATE. | RESULT. |
| --- | --- | --- |

| NAME. | DATE. | RESULT. |
| --- | --- | --- |

| NAME AND ADDRESS OF DECEASED. | AGE. Y. | M. | D. | COLOR. |
|---|---|---|---|---|

| Mr'd, Single or Widowed | PLACE AND CAUSE OF DEATH. | DATE. |
| --- | --- | --- |

| NAME AND ADDRESS OF DE CEASED. | AGE. Y. | M. | D. | COLOR. |
|---|---|---|---|---|

| Mr'd, Single or Widowed | PLACE AND CAUSE OF DEATH. | DATE. |
| --- | --- | --- |

ADDRESSES OF PATIENTS.

ADDRESSES OF PATIENTS.

ADDRESSES OF PATIENTS.

# ADDRESSES OF PATIENTS.

ADDRESSES OF NURSES.

ADDRESSES OF NURSES.

| Bill Sent. | Name. | Amount Charged. | | Amount Paid. | | When Paid. |
|---|---|---|---|---|---|---|
| Jan 1 | Eveline | | | 62 | 10 | 0 |
| 3 | C P R. $177 | | | 35 | 10 | 0 |
| 10 | Gas | | | 25 | 0 | 0 |
| " | McKay | | | 25 | 10 | 0 |
| " | Ch Ch. | | | 25 | 0 | 0 |
| " | Miss Strebel | | | 25 | 0 | 0 |
| 19 | Mrs Welby | | | 2 | 2 | 0 |
| " | Mr Hanbrigh | | | 2 | 2 | 0 |
| 23 | Mr Hayes | | | 10 | 10 | 0 |
| 27 | Mr Cambridge | | | 2 | 2 | 0 |
| " | Mrs Head | | | 2 | 2 | 0 |
| 31 | Mr Bridge | | | 21 | 0 | 0 |
| Feb 1 | Mrs Emberlin | | | 2 | 2 | 0 |
| " | Mrs Wooster | | | 2 | 2 | 0 |
| 2 | Sir John Simon | | | 21 | 0 | 0 |
| 7 | Mr Mobbs | | | 2 | 2 | 0 |
| " | Miss Sutcliffe | | | 2 | 2 | 0 |
| 9 | Mrs Freeman | | | 2 | 2 | 0 |
| 10 | Sir Ghrp. Darley | | | 5 | 0 | 0 |
| 14 | Mr Prescott | | | 5 | 5 | 0 |
| 18 | Mr Herbert | | | 26 | 5 | 0 |
| 15 | Mr Turner | | | 132 | 6 | 0 |
| " | Dup BK | | | 147 | 0 | 0 |
| 19 | John a Turton | | | 132 | 6 | 0 |
| 21 | Col Carlton | | | 5 | 5 | 0 |
| 28 | Mr Tilley | | | 2 | 2 | 0 |
| Mar 1. | BK Montreal. £57.0.5. = £D | | | 47 | 15 | 1 |
| 2 | Lt. Rowlands | | | 2 | 2 | 0 |
| | | | £ | 795 | 4 | |

| Bill Sent. | Name. | Amount Charged. | | Amount Paid. | | When Paid. |
|---|---|---|---|---|---|---|
| 4 | [illegible] | | £ | 775 | 4. | 0 |
| " | H S Pitt | | | 81 | 18 | 0 |
| " | Mr Marsh | | | 41 | 0 | 0 |
| " | Mr Gem | | | 2 | 2 | 0 |
| 5 | T E Davis | | | 2 | 2 | 0 |
| " | H M Colebrook | | | 52 | 10 | 0 |
| 8 | C.P.R $42.50 | | | 8 | 10 | 0 |
| 11 | Mr Brazier | | | 2 | 2 | 0 |
| 16 | Randall Higgins | | | 10 | 10 | 0 |
| 17 | Ld Teignmouth | | | 6 | 6 | 0 |
| " | S & I. | | | | 16 | 0 |
| 21 | Ed. Robson | | | 2 | 2 | 0 |
| " | Mrs Eccles | | | 2 | 2 | 0 |
| 25 | Rat. Price & am | | | 5 | 5 | 0 |
| 24 | Mr Seeling | | | 5 | 5 | 0 |
| " | Mrs Pinchem | | | 2 | 2 | 0 |
| " | Mr Baxter | | | 5 | 0 | 0 |
| 27 | Dom Bank | | | 73 | 19 | 6 |
| 12 | E Welcome | | | 62 | 10 | 0 |
| 2 | Con & Co Way of Life | | | 7 | 15 | 3 |
| " | Mrs Postlethwaite | | | 5 | 5 | 0 |
| 3 | Maj Logan | | | 2 | 2 | 0 |
| " | Mr Littleton Lund | | | 63 | 3 | 0 |
| 5 | Mr Corbell | | | 2 | 2 | 0 |
| 6 | Ch Ch. (18-14) | | | 25 | 0 | 0 |
| 8 | Randall Higgins | | | 10 | 10 | 0 |
| 9 | P. Habler | | | 10 | 7 | 11 |
| " | am med assoc Jr | | | 6 | 0 | 8 |
| | | | £ | 1283 | 13 | 0 |

| Bill Sent. | Name. | Amount Charged. | Amount Paid. | | When Paid. |
|---|---|---|---|---|---|
| April 9 | Forward | | 1283 | 13 | 0 |
| " | Mrs Dawson | | 2 | 2 | 0 |
| " | Mr Miller | | 3 | 3 | 0 |
| " 15 | Mrs Riley | | 31 | 10 | 0 |
| " | Col Carlin. | | 2 | 2 | 0 |
| " | Mrs Lucas | | 2 | 2 | 0 |
| " | Mr Straus | | 5 | 5 | 0 |
| " | Mr Cooper | | 2 | 2 | 0 |
| 18 | Mr Lyons | | 66 | 6 | 0 |
| 19 | Capt Barnett | | 15 | 15 | 0 |
| 26 | 500 RR. $ 812 = 147 | | 168 | 16 | 0 |
| 29 | Mr Arnold | | 157 | 10 | 0 |
| May 3 | C R. Hall | | 39 | 15 | 0 |
| " 5 | Mr Wilhered | | 21 | 0 | 0 |
| " 10 | Appleton & Co Bill $ 2028. | | 406 | 0 | 0 |
| 12 | Mrs Halloran | | 6 | 6 | 0 |
| 16 | Mrs Tupper | | 105 | 0 | 0 |
| 18 | Miss Lap. | | 2 | 2 | 0 |
| 21 | Mr Jobb | | 2 | 2 | 0 |
| 24 | C C Lyman | | 52 | 10 | 0 |
| 26 | Mrs Aitken | | 2 | 2 | 0 |
| June 1 | Bill. Mort. 1115 L. & 1% bo. 79.16.7. (69.17 | | 79 | 16 | 7 |
| 2 | Mrs Romanes | | 15 | 0 | 0 |
| 3 | Lea & Co. Ash. $140 | | 28 | 10 | 0 |
| " | Mrs Sandford Wills. | | 5 | 0 | 0 |
| 5 | Mrs Russell Thomas | | 2 | 2 | 0 |
| 6 | Wm Johnston | | 300 | 0 | 0 |
| 7 | Mrs Ovey | | 19 | 8 | 6 |
| | | | £ 2827 | 3 | 1 |

| Bill Sent. | Name. | Amount Charged. | Amount Paid. | | When Paid. |
|---|---|---|---|---|---|
| Jan 7 | Forward | £ | 2827 | 3 | 1 |
| " | Mr Currie | | 3 | 3 | 0 |
| 8 | Capt Morris | | 3 | 3 | 0 |
| 16 | W. Johnston | | 300 | 0 | 0 |
| " | Mrs Morton | | 70 | 0 | 0 |
| " | Mr O'Callaghan | | 2 | 2 | 0 |
| " | Miss Lingley | | 2 | 2 | 0 |
| 17 | Mrs Ruggles | | 2 | 2 | 0 |
| 20 | Mils Grön | | 5 | 5 | 0 |
| 21 | Miss Bredon | | 5 | 5 | 0 |
| 22 | Mrs Clemens | | 2 | 2 | 0 |
| " | Mr Bliss | | 5 | 0 | 0 |
| 24 | Mr Matkin | | 2 | 2 | 0 |
| " | Miss | | 2 | 2 | 0 |
| 27 | Capt. Henry | | 3 | 3 | 0 |
| 28 | Col Carlton | | 42 | 0 | 0 |
| Aug 2 | W. Johnston | | 300 | 0 | 0 |
| 3 | Eveline | | 62 | 10 | 0 |
| " | Mr Bliss | | 5 | 0 | 0 |
| 5 | Dom. Bk. 12% on 100 shares | | 62 | 12 | 10 |
| 9 | C P R. $177 | | 35 | 0 | 0 |
| " | Cons Gas 125 | | 25 | 0 | |
| 12 | Can. Per. Morg Co 1/4 div | | 10 | 4 | 7 |
| " | McKay Co $226 | | 46 | 12 | 3 |
| 13 | Miss Shewell | | 42 | 0 | 0 |
| 15 | Mrs Rankine | | 31 | 10 | 0 |
| 17 | Quarterly Revenue | | 12 | 0 | 0 |
| " | Sir G Lowther | | 82 | 10 | 0 |
| | | £ | 3961 | 12 | 0 |

| Bill Sent. | Name. | Amount Charged. | Amount Paid. | When Paid. |
|---|---|---|---|---|
| July 12 | Forward | | £3961 12 | 0 |
| 21 | H H Asquith | | 10 10 | 0 |
| 25 | Dr. A Mas | | 6 6 | 0 |
| " | Mrs Janarz | | 5 5 | 0 |
| " | Dr. Pickard Cambridge | | 4 4 | 0 |
| 28 | Mrs Burgess | | 2 2 | 0 |
| Aug 4 | Mrs Steel | | 2 2 | 0 |
| " 9 | Sir Ed. Grey | | 105 0 | 0 |
| " 10 | J Eardley Hall | | 5 0 | 0 |
| " 16 | Lady Camoys | | 5 5 | 0 |
| " 15 | Mr Partridge | | 5 5 | 0 |
| 16 | Dup Bill $735 | | 147 0 | 0 |
| 18 | Mr Tyrell | | 2 2 | 0 |
| 22 | Lady Hare | | 2 2 | 0 |
| 26 | Mrs Douglas | | 2 2 | 0 |
| 27 | Mr Tasker | | 5 5 | 0 |
| 28 | Mr Spooner | | 2 2 | 0 |
| Sept 1 | Col Wilkes - mac | | 60 0 | 0 |
| 5 | Mr Faber | | 21 0 | 0 |
| " | Bill of Montreal £57.5 = | | 49 17 | 10 |
| " 6 | Mr Mason | | 5 5 | 0 |
| 7 | R E F Smith | | 5 5 | 0 |
| " | C P R. Mo. fund $135 - 33.1.2 | | 37 15 | 0 |
| " | " " " $42 | | | |
| 18 | Mrs Griffith | | 2 2 | 0 |
| 27 | Mr Bennett | | 26 5 | 0 |
| Oct 1 | Eveline | | 62 10 | 0 |
| | | | £4542 0 | 0 |

| Bill Sent. | Name. | Amount Charged. | | Amount Paid. | | When Paid. |
|---|---|---|---|---|---|---|
| Od. | Forward | | £ | 45-42 | 0 | 0 |
| 3 | Constable & Co (S & J) | | | | 9 | 10 |
| " | Mr Pearson | | | 3. | 3 | 0 |
| 5 | Mr White | | | 5 | 0 | 0 |
| 6 | Ox. Press | | | 2 | 15 | 5 |
| " | Dominion Bk | | | 62 | 12 | 10 |
| 10 | Miss Sutcliffe | | | 2 | 2 | 0 |
| " | Dutte Abla | | | 5 | 5 | 0 |
| 11 | Cons. Gas (125 | | | 25 | 0 | 0 |
| 12 | McKay Co (226) | | | 46 | 12 | 3 |
| " | Can. Per man | | | 10 | 4 | 7 |
| " | C P R $177 | | | 37 | 12 | 1 |
| 14 | Mrs ~~Hooper~~ | | | 2 | 2 | 0 |
| " | Miss Henry | | | 5 | 0 | 0 |
| " | Miss | | | 2 | 2 | 0 |
| " | Miss Sutcliffe | | | 40 | 19 | 0 |
| 17 | Col Ryud | | | | | |
| 22 | Mr Long | | | 2 | 2 | 0 |
| 25 | Soo. $812 — Income tax 3/6 | | | 144 | 0 | 0 |
| " | Mrs Davis | | | 2 | 2 | 0 |
| 25 | Mrs Jacob | | | 2 | 2 | 0 |
| 28 | Mr Spooner | | | 2 | 2 | 0 |
| 30 | Mr Knox | | | 5 | 5 | 0 |
| Nov 1 | Dennis Hard | | | 15 | 15 | 0 |
| 12 | Gold Headed Cane | | | 10 | 0 | 0 |
| 3 | Miss Hancock | | | 3 | 3 | 0 |
| 5 | Mr Ollard | | | 3 | 2 | 0 |
| 7 | Mr Higgins | | | 5 | 5 | 0 |
| " | Mr Streatfield | | | 2 | 2 | 0 |
| 10 | Mr Wood | | | 2 | 2 | 0 |
| | | | £ | 4990 | 3 | 0 |

| Bill Sent. | Name. | Amount Charged. | Amount Paid. | | When Paid. |
|---|---|---|---|---|---|
| Nov 11 | Forward | £ | 4990 | 3 | 0 |
| 12 | Angus Sinclair | | 66 | 3 | 0 |
| 13 | Mrs Preston | | 2 | 2 | 0 |
| " | Mrs Geo Weedon | | 2 | 2 | 0 |
| " | Mr Prentz | | 5 | 0 | 0 |
| 14 | Mrs Reynolds | | 51 | 9 | 0 |
| 17 | Imp Bank | | 147 | 0 | 0 |
| " | System of Med. last payment | | 500 | 0 | 0 |
| 22 | Book # 1041 | | 210 | 0 | 0 |
| 24 | Mrs Baldwin | | 2 | 2 | 0 |
| 26 | Mrs Carleton | | 3 | 3 | 0 |
| 21 | Mr Willis | | 25 | 0 | 0 |
| 30 | Mr 10 cole. | | 5 | 0 | 0 |
| " | Bill Montreal 3/6 duty (65.17.2) | | 79 | 16 | 7 |
| Dec 4 | Mrs Jackson | | 2 | 2 | 0 |
| " | Mr Sandle | | 2 | 2 | 0 |
| " | Mr Banbury. | | 2 | 2 | 0 |
| " | Mr Bayly. | | 5 | 0 | 0 |
| 13 | Lady Davidson | | 2 | 2 | 0 |
| " | Lord Leigh | | 2 | 2 | 0 |
| 6120 16 | Mr Russell Thomas | | 2 | 2 | 0 |
| 20 | Mrs Pelvi | | 2 | 2 | 0 |
| 22 | Mrs Thomas | | 2 | 2 | 0 |
| 31 | Mr Lancashire. | | 6 | 6 | 0 |
| | | £ | 6120 | 0 | 0 |
| | | + Int Bill | 147 | 0 | 0 |
| | | £ | 6267 | | |

| BILL SENT. | NAME. | AMOUNT CHARGED. | AMOUNT PAID. | WHEN PAID. |
|---|---|---|---|---|

| Bill Sent. | NAME. | Amount Charged. | Amount Paid. | When Paid. |
|---|---|---|---|---|
| | | | | |

| Bill Sent. | NAME. | Amount Charged. | Amount Paid. | When Paid. |
|---|---|---|---|---|
| | | | | |

| Bill Sent. | NAME. | Amount Charged. | Amount Paid. | When Paid. |
|---|---|---|---|---|

| Bill Sent. | NAME. | Amount Charged. | Amount Paid. | When Paid. |
|---|---|---|---|---|
| | | | | |

| Bill Sent. | NAME. | Amount Charged. | Amount Paid. | When Paid. |
|---|---|---|---|---|
| | | | | |

| Bill Sent. | NAME. | Amount Charged. | Amount Paid. | When Paid. |
|---|---|---|---|---|
| | | | | |

| Bill Sent. | NAME. | Amount Charged. | Amount Paid. | When Paid. | Bill No. |
|---|---|---|---|---|---|
| | Names of Friends whose boys have been Killed. | | | | |
| | H D Rolleston | | | | |
| | Norman Moore | | | | |
| | Ronald Ross. | | | | |
| | A E Garrod | | | | |
| | E A Schafer | | | | |
| | Lauder Brunton | | | | |
| | A W Pollard. (2) | | | | |
| | Henry Hansford (2 in January) | | | | |
| | D'arcy Power | | | | |
| | Hulbert 2 | | | | |
| | McKenzie Davidson | | | | |
| | Champneys. | | | | |
| | Hale White. | | | | |
| | Herringham | | | | |
| | Champneys | | | | |

| Bill Sent. | NAME. | Amount Charged. | Amount Paid. | When Paid. |
|---|---|---|---|---|
| | | | | |

| Bill Sent. | NAME. | Amount Charged. | Amount Paid. | When Paid. |
|---|---|---|---|---|

| Bill Sent. | Name. | Amount Charged. | Amount Paid. | When Paid. |
|---|---|---|---|---|
| | Mrs Bentinck. | | 250 0 | 0 |
| | ~~Mr Wilkes £60 pd leaves~~ | | ~~40 0~~ | ~~0~~ |
| | ~~Mr Sinclair Toronto~~ | | ~~66 0~~ | ~~0~~ |
| | ~~Sir Ed. Grey~~ | | ~~105 0~~ | ~~0~~ |
| | ~~Mr Clarke Toronto~~ | | ~~105 0~~ | ~~0~~ |
| | ~~Sir G. Loughen~~ sent w P Bull. | | ~~52 10~~ | ~~0~~ |
| | Due Sept 1st | £ | 455 | |
| | Mr Billings | | 73 10 | 0 |
| | Mr Darlings | | 132 0 | 0 |
| | ~~Mr Fisher~~ | | ~~66 0~~ | ~~0~~ |
| | ~~Miss Mee. Feb. 16~~ | | ~~2 2~~ | ~~0~~ |

| Bill Sent. | NAME. | Amount Charged. | Amount Paid. | When Paid. |
|---|---|---|---|---|
| | | | | |

THE

# PRACTITIONER'S

# VISITING-LIST

## 1916

THIRTY PATIENTS PER WEEK


PROSUNT
QUAM
QUAM
QUAM

# CONTENTS.


| | PAGE |
|---|---|
| How to Keep Accounts | 3 |
| How to Keep the Visiting-List | 3 |
| Signs Used in Keeping Visiting-List | 3 |
| Periods of Dentition | 3 |
| To Find Day of Confinement | 4 |
| Thermometric Scales | 4 |
| Weights and Measures (Ordinary and Metric) | 4 |
| Comparative Scales | 5 |
| Examination of the Urine | 6-9 |
| Important Incompatibles | 9 |
| Artificial Respiration | 10 |
| Table of Eruptive Fevers | 11 |
| Poisons and Antidotes | 12–13 |
| Table of Doses | 14–19 |
| Therapeutic Reminders | 20–27 |
| Ligation of Arteries | 28–32 |

| | |
|---|---|
| Daily Record | 34–139 |
| General Memoranda | 140–147 |
| Obstetric Engagements and Practice | 148–159 |
| Vaccinations | 160–163 |
| Death Register | 164–167 |
| Addresses of Patients | 168–171 |
| Addresses of Nurses | 172–173 |
| Cash Account | 174–192 |

## HOW TO KEEP ACCOUNTS.

1. Keep your visiting list in such a way that you can fully explain it.
2. Transfer a record of your services at short intervals to a ledger, stating the items.

---

## HOW TO KEEP THE VISITING LIST.

ENTER the names in the proper columns, and, in case of a new patient, the address (or husband's or parent's name and address) in the right-hand page under the head of "Memoranda." Under the proper date make a little dot • in lead pencil for a visit *to be paid*, and if at a special hour, write this down: 10 A. M. When a visit is paid make a diagonal stroke in ink, /. When several visits are paid a series of strokes, ////, may be made, or one with a little star */, and in the memorandum column the number of visits, "*4 visits," may be written in. A night-visit should be marked *N*. For an expected office case a small circle in lead pencil, ○, should be made, and when the patient has come a diagonal stroke in ink, ϕ. For a consultation write **C*, and in the "Memoranda" "Consultation with Dr. ——" (whoever asked you in consultation). When you *call* a consultant mark the visit */, and in the "Memoranda" column write "*Dr. —— in consultation." A confinement case may be marked *Cf.*, and anything special noted in column for memoranda. A vaccination should be marked *V*.

### SIGNS.

| | |
|---|---|
| • | *Visit to be made.* |
| / | *Visit made.* |
| •• | *Second Visit to be made same day.* |
| // | *Second Visit made.* |
| *N* | *Night Visit.* |
| ○ | *Office Visit expected.* |

| | |
|---|---|
| ϕ | *Office Visit.* |
| *C* | *Consultation (when you are the consultant).* |
| *Cf.* | *Confinement Case.* |
| *V* | *Vaccination.* |
| * | *Refers to a special note in column headed "Memoranda."* |

---

## DENTITION.

THE first teeth usually appear at about the seventh month, but they may be cut earlier or later without any presumption of disease. The first or temporary set of teeth numbers twenty, and appears approximately as follows (the numbers indicate months):

| Molars. | Canine. | Incisors. | Canine. | Molars. |
|---|---|---|---|---|
| 24—12 | 18 | 9—7—7—9 | 18 | 12—24 |

The permanent teeth appear about as follows (the numbers indicate years):

| Molars. | Bicuspids. | Canine. | Incisors. | Canine. | Bicuspids. | Molars. |
|---|---|---|---|---|---|---|
| 25—13—6 | 10—9 | 11 | 8—7—7—8 | 11 | 9—10 | 6—13—25 |

## TO FIND DAY OF CONFINEMENT.

COUNT backward three months from the last day of menstruation, and add one year and seven days to the date thus reached. It should never be forgotten that an exact reckoning of the date of confinement is impossible, errors of one or two weeks being sometimes made.

## THERMOMETRIC SCALES.

**To convert Degrees of the Centigrade Scale into those of Fahrenheit:** Multiply the number of the former by 9 and divide by 5; if the temperature was above the freezing-point (0°), add 32°; if it was below the freezing-point, subtract the result from 32°.

**To convert Degrees of the Fahrenheit Scale into those of Centigrade:** If the temperature be above the freezing-point (32°), subtract 32: if it be below the freezing-point, subtract the number from 32; then multiply the remainder by 5 and divide by 9.

In taking temperatures, the thermometer should always be used in the same situation (axilla, mouth, etc.), and left in for the same length of time (from five to seven minutes). It is important also, in keeping a record or making a report, to state the situation of the thermometer.

## ORDINARY WEIGHTS AND MEASURES.

### Troy, or Apothecaries', Weight.

| | | |
|---|---|---|
| 20 grains (gr.) | = 1 scruple (℈) | = 20 grains. |
| 3 scruples | = 1 drachm (ʒ) | = 60 " |
| 8 drachms | = 1 ounce (ʒ) | = 480 " |
| 12 ounces | = 1 pound (℔) | = 5760 " |

### Wine, or Apothecaries', Measure.

| | |
|---|---|
| 60 minims (♏) | = 1 fluidrachm. |
| 8 fluidrachms (fldr.) | = 1 fluidounce. |
| 16 fluidounces (floz.) | = 1 pint. |
| 2 pints (O) | = 1 quart. |
| 4 quarts | = 1 gallon (Cong.) = 231 cubic inches. |

### Linear Measure.

12 lines = 1 inch.

## THE METRIC SYSTEM.

THIS system gets its name from the meter, which is the unit of linear measure. It is equal to 39.370432 inches, or a little over three and one-quarter feet.

The gram is the unit of weight, and is equal to 15.432 grains (Troy).

The liter is the unit of solid or fluid measure, and is equal to 1.0567 quarts.

The names of the higher weights and measures are formed by prefixing to the name of the unit the Greek terms Deka, Hecto, Kilo, and Myria. The names of the fractional weights and measures are formed by prefixing to the name of the unit the Latin terms deci, centi, milli.

**COMPARATIVE SCALES,** showing at a glance the exact equivalent of ordinary weights and measures in those of the Metric System, and *vice versa*.




The equivalents of fractions, whether large or small, may be found with great nicety by these scales. For instance, ⅛ grain = ⅛ of the metric equivalent of 7 grains, and 1-200 grain = 1-4000 of the metric equivalent of 20 grains. This method is, of course, reversible.

# EXAMINATION OF THE URINE.

No clinical investigation is complete without careful and repeated examination of the urine, microscopically as well as chemically. The most important matters to be considered are—

1. Quantity passed in a given time. 2. Appearance (color, transparency, turbidity, etc.). 3. Odor. 4. Reaction (acid or alkaline). 5. Specific gravity. 6. Proportion of urates. 7. Proportion of phosphates. 8. Absence or presence of albumin, and quantity if present. 9. Absence or presence of sugar, and quantity if present. 10. Character of the sediment microscopically.

For ordinary examinations a sample of the first urine passed in the morning is best. It is sometimes necessary to examine in addition a sample specimen taken from the entire quantity passed during twenty-four hours. At other times it is important to examine that passed at stated periods after meals.

1. *Quantity.*—Instruct the patient to throw away the urine passed at a noted hour, and to collect in one vessel all passed subsequently for twenty-four hours up to the same hour of the following day. This quantity is to be accurately measured. The normal quantity is from 40 to 50 fluidounces. Variations occur within normal limits from excessive or insufficient drinking of water, loss by perspiration, etc. Persistent excess (polyuria) or diminution (oliguria) is pathological. The quantity is increased in diabetes insipidus and diabetes mellitus, in chronic nephritis, and, temporarily, in emotional states, including hysteria. The quantity is diminished in acute nephritis, in the last stages of chronic nephritis, in lithemia, in renal insufficiency, in conditions characterized by feebleness of the heart, in Asiatic cholera, in yellow fever, in acute intestinal obstruction, and in febrile conditions generally.

2. *Appearance.*—Normal urine is of an amber color and transparent. The color of the urine varies with its concentration, and may be altered by drugs. Rhubarb imparts a gamboge-yellow color to acid urine, a violet-red color to alkaline urine. Senna imparts a brownish, logwood a reddish, carbolic and gallic acids each a blackish tinge. Of the more important pathological changes, smokiness or redness is usually due to blood; a greenish-yellow or brownish tint usually indicates bile; a milky appearance is caused by that rare condition, chyluria. Urates and uric acid sometimes impart a bright orange-red tint that may be mistaken for blood. When blood is present, the corpuscles will be seen under the microscope, but there is a condition (*hemoglobinuria*) in which the coloring-matter of the blood, but not the corpuscles, passes into the urine. A special test is here necessary.

Normal urine may become turbid on standing. Nearly always a slight cloud of mucus will form, and urates may deposit on cooling, even when not in excess, if the urine is somewhat concentrated. Urine turbid when passed is pathological. Pus and mucus cause turbidity, the nature of which may be distinguished by microscopic examination. Chemically, pus may be detected by the addition of hydrogen dioxide, which causes effervescence from liberation of oxygen, or by allowing it to settle and adding liquor potassæ after pouring off the supernatant urine, when the pus becomes a ropy, viscid mass, easily recognized by its behavior upon attempting to pour it from the test-tube. Turbidity in an acid urine that

clears up on heating is due to urates. Turbidity, increased or unaffected by heat and cleared up by the addition of nitric acid, is caused by phosphates. Very pale, transparent urine, of high specific gravity, usually contains sugar; if of low specific gravity, and there is polyuria, it may be free from abnormal constituent or may contain sugar and likewise albumin.

3. *Odor.*—Urine has a typical odor, sometimes described as aromatic. If alkaline fermentation take place, the urine becomes ammoniacal. The ingestion of turpentine imparts an odor of violets. The urine of diabetes mellitus sometimes has a sweetish odor. The presence of acetone yields an odor resembling that of chloroform.

4. *Reaction* is to be ascertained soon after the passage of the urine by means of slips of litmus-paper, of which the blue is reddened if the secretion is acid, and the red is made blue if the secretion is alkaline; or by turmeric-paper, which is made brown if the secretion is alkaline. The total twenty-four hours' urine of a healthy person is acid. The urine may be alkaline a few hours after a meal, especially if large quantities of alkali have been taken, in cases in which the stomach has been washed out, and in cases of obstinate vomiting. Ammoniacal fermentation will give an alkaline reaction to urine.

5. *Specific Gravity.*—This is ascertained by means of a special form of hydrometer called a urinometer. Normal specific gravity is about 1018 or 1020. Increased specific gravity (1025 or more) indicates excess of solid matters; if the quantity is scanty, usually these are urates or phosphates, or both; but if the quantity is excessive sugar is usually present. If the specific gravity is low (1010 or less), albumin may be suspected.

6. *Urates and Uric Acid.*—In addition to the high specific gravity and turbidity clearing on heat, as already mentioned, urates and uric acid may be detected by examination of the sediment under the microscope. When urates and uric acid only are present, the urine is usually acid, but urates and phosphates may be present together in a faintly acid, neutral, or alkaline urine. Free uric acid is (practically) always abnormal, and urates in noticeable quantity may usually be considered excessive, but only exact quantitative determination of the entire amount passed in twenty-four hours can make this certain.

7. *Phosphates.*—The proportion of phosphates may be roughly ascertained by adding to some urine in a test-tube half its bulk of a solution of caustic potash (1:8), and gently warming the mixture. If the deposit which forms is deeper than ⅓ of an inch in a test-tube ¾ of an inch in diameter, containing the mixture to a height of 2 inches, the phosphates are in excess. If much less, they are below normal. Turbidity of the urine which is cleared up by the addition of a little acetic acid is to be set down to an excess of phosphates, unless the urine is stale, when it may be due to alkaline decomposition.

8. *Albumin.*—Before testing for albumin or sugar, the urine should be filtered until perfectly clear. If alkaline, it must be acidulated by adding a drop or two of acetic acid. The most delicate of the reliable tests for albumin is to gently heat to the boiling-point the upper portion of a test-tube about half filled with urine. A resulting cloudiness is due to albumin or phosphates. The addition of a few drops of *acetic acid* will clear up the turbidity due to phosphates, but will not affect that due to albumin.

*Heller's test* is best performed by putting about 1 inch of nitric acid in a

test-tube, and by means of a pipette allowing a few drops of the filtered urine slowly to trickle down the side of the inclined test-tube, and to lie upon the acid. A more or less white and opaque ring or cloudiness, due to coagulation of the albumin, will form at the junction of the two fluids. The ring may appear at once or develop slowly; hence the test-tube containing the urine and acid should be allowed to stand for about ten minutes before a negative result is recorded.

8. *Sugar.*—The presence of sugar in quantities sufficient to have any pathological significance may be detected by *Boettger's test*, which consists in placing in a test-tube about a drachm each of filtered urine and liquor potassæ, and adding a minute quantity of subnitrate of bismuth. If sugar be present, prolonged boiling will cause a precipitate of metallic bismuth, forming a black deposit at the bottom of the test-tube. A grayish precipitate may be caused by substances other than sugar. The result of the bismuth test is to be corroborated by *Trommer's test*. To the urine alkalinized with potassium hydroxide is added drop by drop a ten-per-cent. solution of copper sulphate until a slight precipitate persists. The occurrence of a yellowish or reddish precipitate of copper oxide on the application of gentle heat indicates the presence of sugar in quantity more than a trace. The reaction will also take place in from six to twenty-four hours without the application of heat.

To determine the *quantity* of sugar, *Fehling's solution* is usually employed. 34.64 grams of pure crystallized copper sulphate are dissolved in pure water, and the solution is made up to 500 c.c. 100 c.c. of sodium hydroxide of a sp. gr. of 1.34 and 175 grams of powdered Rochelle salt are dissolved in 400 c.c. of water, and the solution is also made up to 500 c.c. The two solutions are best kept in separate well-stoppered, dark-colored bottles. For use equal parts are mixed as required. Every 10 c.c. of Fehling's solution requires 5 centigrams of glucose to reduce it completely. The test is best made by placing in a porcelain capsule 5 c.c. each of the two solutions, adding sufficient distilled water to make 50 c.c., and boiling. If no change of color should occur, the test may be proceeded with: 1 part of the urine to be tested having been added to 9 parts of distilled water, this diluted urine is now permitted to slowly flow from a burette into the liquid in the capsule, or is added drop by drop until all the blue color has disappeared. The quantity necessary to effect this may be measured in grams ($g$) or drops ($d$). To ascertain the percentage of sugar the following formula may be used:

$$\frac{50}{g} \text{ or } \frac{772}{d} = \text{percentage.}$$

*Quantity by the Fermentation Process.*—Take specific gravity and record it. Place 8 ounces of urine in a pint bottle, add a piece of compressed yeast about the size of a walnut, insert a perforated cork, and place the bottle in a warm place (86° to 90° F.) for four or five hours or longer. Then allow the urine to cool, and again take sp. gr. Each degree of loss of sp. gr. represents about one grain of sugar to the ounce, or the total number of degrees lost multiplied by 0.23 will give the sugar percentage.

If sugar be found, frequent examinations must be made for

*Acetone.*—To the urine or a distillate thereof is added tincture of iodin or compound solution of iodin and then sufficient ammonia to form a deep-black precipitate. This disappears gradually in the presence of acetone and is replaced by a yellowish precipitate of iodoform, which is

recognizable by its odor and by appearing microscopically as made up of six-sided tables or stars. After this, examination must be made for

*Diacetic Acid.*—Solution of chloride of iron is slowly added to the urine; the phosphates thus precipitated are removed by filtration; and more iron chloride is added. If a Bordeaux-red color results part of the urine is boiled and part heated with sulphuric acid and extracted with ether. If the boiled urine gives no reaction with the iron solution, or only a slight coloration, while the iron-chloride reaction with the ethereal extract fades within twenty-four or forty-eight hours, and if acetone is present (see above), we may conclude that the very grave condition of *diaceturia*, a forerunner of diabetic coma, exists.

10. The character of the microscopic sediment is always of great significance. This part of the examination requires special instruction.

---

## IMPORTANT INCOMPATIBLES.

Acacia (gum), with alcohol, iron, lead-water, and mineral acids.

Acids (mineral), with alkalies and relatively weak salts of other acids, such as bromides, chlorides, and iodides.

Alkalies, with acids and with relatively weak salts.

Antipyrin and antifebrin should be given with alcohol or water only.

Arsenic, with tannic acid, salts of iron, and lime and magnesia.

Bitter infusions and tinctures, with salts of iron and lead.

Bromides, with acids, acid salts, or alkalies.

Calomel, with antipyrin, alkalies, lime-water, salts of iron and lead, and iodide of potassium.

Camphor (spirit of), with water.

Carbonates, with acids and acid salts.

Chloral, with cyanides and alkalies.

Chlorides, with silver salts, lead salts, and alkalies.

Chloroform (except in minute quantity), with water.

Corrosive sublimate, with alkalies, lime-water, salts of iron and lead, iodide of potassium, albumin, gelatine, and vegetable astringents. (It may, however, be advantageously combined with tincture of the chloride of iron and liq. acidi arsenosi, or with iodide of potassium.)

Digitalis, with iron and preparations containing tannic acid.

Iron (salts), with anything containing tannic acid. Tincture of the chloride of iron, with alkalies, carbonates, mucilages, and preparations containing tannic acid.

Mucilages, with acids, iron salts, and alcohol.

Potassium chlorate (and potassium permanganate) should not be rubbed up with tannic acid or other organic oxidizable substance.

Potassium (iodide of), with all strong acids and acid salts. (See Corrosive Sublimate.)

Spirit of nitrous ether, with antipyrin, sulphate of iron. tincture of guaiacum, and most carbonates.

Vegetable preparations holding tannic acid, with salts of iron and lead.

Alkaloids are precipitated or destroyed by tannic acid, alkalies, iodin or iodides, and chlorinous compounds.

## ARTIFICIAL RESPIRATION (Sylvester's Method).

FREE the body from any clothing that binds the neck, chest, or waist; turn it over upon the face for a moment, thrusting a finger into the mouth and sweeping it round, to bring away anything that may have gotten in or accumulated there. Then lay the body flat on the back, with something a few inches high under the shoulders, so as to cause the neck to be stretched out and the chin to be carried from the chest. Draw the tongue well forward out of the mouth and let it be held by an assistant. (If there be no one to do this, a pencil or small stick may be thrust across the mouth on top of the tongue and back of the last teeth, to keep the mouth open and the tongue out of the throat.) Place yourself on your knees behind the head, seize both arms near the elbows and sweep them round horizontally, away from the body and over the head till they meet above it; give a good, strong pull, and keep it up for a

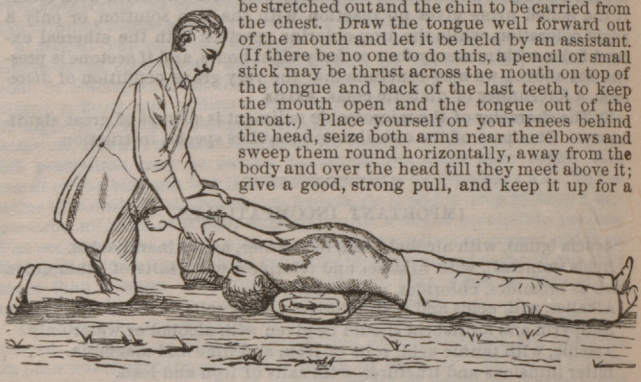

FIG. 1.

few seconds. After this return the arms to their former position alongside the chest, and make strong pressure for a few seconds against the lower ribs, so as to drive the air out of the chest and effect an act of expiration. Rhythmic traction of the tongue may also be practised.

This plan, regularly carried out, will make about 16 complete acts of respiration in a minute. It should be kept up for a long time, and not abandoned until the heart has ceased to beat. It should be remembered that cessation of the pulse at the wrists amounts to nothing as a sign of death, for life may be present when only a most acute ear can detect the sounds of the heart. In a moderately thin person deep pressure with the finger-ends just below the lower end of the breastbone may sometimes reveal pulsation in the aorta when it cannot be found anywhere else.

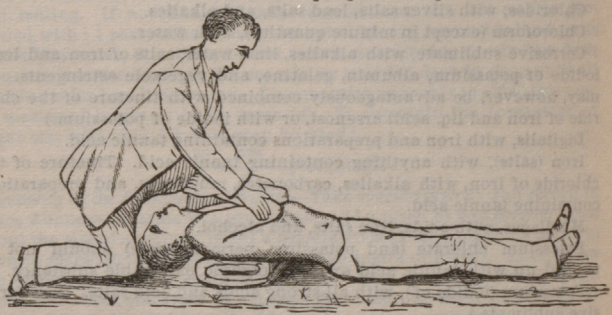

FIG. 2.

## TABLE OF ERUPTIVE FEVERS.

| Disease. | Manner of Invasion. | Characteristics of Eruption. | Course of Disease. |
|---|---|---|---|
| Scarlatina (Scarlet fever). | Usually sudden; chilliness; high fever; rapid pulse; flushed face; convulsions or coma; sore throat; "strawberry tongue." Incubation: a few hours to a few days. | Appears very early, often on second day. First on neck and chest. May become universal. May be only about joints and very trifling. Bright scarlet; punctate. Followed by desquamation; skin burning hot; sometimes itches. | Progresses steadily and rapidly. Temperature rises to 104°–106°. Defervescence gradual. Coma a dangerous sign. Albumin in urine common, and often true desquamative nephritis. Dur.: wk. or 10 dys. |
| Rötheln (German measles). | Usually unsuspected. Slight fever or none; mild catarrhal symptoms; vomiting; slight sore throat; enlargement of cervical lymphatic glands almost always present. Incubation: 2 to 3 wks. | Appears early. Often first symptom noted, first on face and neck, then on trunk. Rosy papules, scattered or clustered. Fades in one part and appears in another. Lasts about three days. | Usually mild. Disappears gradually. Duration: week or 10 days. |
| Varicella (Chicken-pox). | Usually unsuspected. Slight fever or none; slight malaise or none. Incubation: about 2 weeks. | Appears early. Usually on chest and shoulders, then on body and limbs and face. Distinct, clear, shot-sized vesicles; sometimes with distinct areola and even umbilicated; appear in successive crops; usually few in number. | Usually mild. Vesicles disappear by drying up. May form pus and leave pits. Duration: about a week. |
| Variola (Smallpox). | Usually sudden; chill; high fever; rapid pulse; violent pain in head and back; debility; mucous membranes often involved. Temperature falls with appearance of rash. Incubation: about 12 days. | Appears on third or fourth day; first on face, and spreads over whole body and limbs in a day or two. Fine shot-like papules; then vesicles; then umbilicated pustules, about eighth day developing adherent crusts; well-marked areola. Intense itching. Peculiar odor. | Symptoms grow worse as pustules mature. Often severe constitutional disturbance. Great restlessness and desire to scratch the eruption. Defervescence gradual and slow. May be interrupted or exacerbate. Crusts fall off, and often leave deep pits (pocks). Duration: about 3 weeks. |
| Morbilli (Measles). | Generally sudden; chilliness or even convulsions; moderate fever; lachrymation; catarrh of respiratory passages; bronchitis. Temperature rises with appearance of rash. Incubation · 2 wks. | Appears about fourth day; first on face, and spreads to body and limbs. May be limited; usually almost universal. Consists of rosy papules, arranged in parts of circles (crescentic); appears sometimes in successive crops. | Usually mild and regular. Temperature may be high from complications. Lasts about a week. Recovery rapid. Duration: week or 10 days. |

# POISONS AND ANTIDOTES.

THE following table contains suggestions for the proper treatment of those forms of poisoning most likely to occur. Though brief, they are all that will be needed to prompt the physician's memory:

| POISON. | TREATMENT. |
|---|---|
| *Nature unknown* . . . . | Provoke repeated vomiting;<br>Give bland liquids;<br>Stimulate, if necessary; keep up breathing. |
| *Acids*—<br>Sulphuric,<br>Nitric,<br>Hydrochloric,<br>Oxalic, . . . | Give an alkali (soap, soda, and whitewash usually at hand); limewater; magnesia;<br>Provoke vomiting; avoid stomach-pump;<br>Give ice cream and bland fluids;<br>Secure rest; relieve pain by opium;<br>Stimulate, if necessary;<br>Feed by enema. |
| *Hydrocyanic Acid* and *Potassium Cyanide* . . | Stomach-pump or emetic;<br>Stimulate; potassium permanganate;<br>Give dilute ammonia-water—by intravenous injection, if necessary; chlorine-water;<br>Cold affusions;<br>Give atropine, gr. $\frac{1}{60}$, hypodermatically. |
| *Carbolic Acid* and *Creosote* . . . . . | Give Epsom salts, dilute sulphuric acid; atropine, hypodermatically;<br>Stomach-pump or emetics;<br>White of egg; amyl nitrite;<br>Stimulate; artificial heat. |
| *Alkalies*—<br>Ammonia,<br>Soda,<br>Potash,<br>Lye, . . . . . | Give vinegar, lemon-juice, or orange-juice, or other acid or a fixed oil;<br>Give bland liquids;<br>Secure rest; relieve pain by opium;<br>Stimulate, if necessary. |
| *Arsenic*—<br>Paris green,<br>Scheele's green,<br>Fowler's solution, . | Stomach-pump or emetics;<br>Give hydrated oxide of iron or dialyzed iron and magnesium oxide;<br>Give dose of castor oil;<br>Secure rest;<br>Stimulate, if necessary. |
| *Acetate of Lead* . . . . . | Stomach-pump or emetics;<br>Give Epsom salt or dilute sulphuric acid;<br>Milk, raw eggs, and water;<br>Morphine hypodermatically for pain;<br>Potassium iodide to eliminate the drug. |
| *Mercury,*<br>*Corrosive sublimate,*<br>*Antimony,*<br>*Tartar Emetic,* . . | Emetics; careful lavage;<br>Give some infusion containing tannic acid;<br>Give raw eggs and milk; bland liquids;<br>Give dose of castor oil;<br>Stimulate, if necessary. |
| *Copper Salts* . . . . . | Give albumin (milk, raw eggs); yellow prussiate of potassium;<br>Stomach-pump or emetics;<br>Give bland fluids. |
| *Phosphorus* . . . . . | Provoke vomiting by repeated five-grain doses of sulphate of copper;<br>Potassium permanganate ($\frac{1}{2}$–$\frac{1}{4}$ per cent.);<br>Give dose of magnesium oxide, but *no* oil. |
| *Nitrate of Silver* (lunar caustic), . . | Give strong salt and water; } repeat many<br>Provoke vomiting; } times. |
| *Iodine* . . . . . | Stomach-pump or emetics;<br>Give gelatinized starch and water;<br>Give bland fluids. |

| POISON. | TREATMENT. |
|---|---|
| *Opium*— Morphine, Laudanum, Paregoric, etc., | Stomach-pump; emetic; potassium permanganate, by mouth; adrenalin; ammonia; hot strong coffee by the bowel; atropine, cocaine, or strychnine hypodermatically; oxygen-inhalations; artificial respiration; lingual traction. |
| *Chloral*— Paraldehyde, | Stomach-pump or emetic; artificial heat; massage; stimulate; strychnine; amyl nitrite; artificial respiration. |
| *Nux Vomica*— Strychnine, Picrotoxin, | Stomach-pump or emetic; animal charcoal or tannic acid; bromide and chloral; amyl nitrite; chloroform by inhalation; artificial respiration. |
| *Aconite*— Veratrum viride, | Stomach-pump or emetic; stimulate; heat; atropine; artificial respiration. |
| *Hemlock, Toadstool, Tobacco, etc., etc.,* | Provoke vomiting and give a purge; tannic or gallic acid; Stimulate well; keep up breathing. |
| *Belladonna* or *Atropine, Hyoscyamus* or *Hyoscyamine, Duboisia* or *Duboisine, Stramonium* or *Daturine,* | Stomach-pump or emetic; stimulate; Enema hot strong coffee; artificial heat; morphine; pilocarpine; physostigmine; artificial respiration. |
| *Alcohol* | Stomach-pump or emetic; Give ammonia and water. |
| *Decayed Meat or Vegetables* | Provoke vomiting; wash out stomach; Give a purgative; give an enema; Give powdered charcoal and hydrogen dioxide. |
| *Poisonous Gases*— Carbonic acid or oxide, Sulphuretted hydrogen, | Fresh air; oxygen; Artificial respiration; Amyl nitrite or nitro-glycerin; Stimulation. |

**To provoke vomiting**, warm water may be used, with or without ground mustard (℥ss to a pint of water), or ipecac (℥i of the powder or f℥ss of the syrup), or a finger may be thrust down the throat. It is best to give large quantities (a pint at a time) of warm water whenever vomiting is to be excited. The stomach-pump or simple siphon-tube, if accessible, is better. Apomorphine (gr. $\frac{1}{12}$–gr. $\frac{1}{6}$) subcutaneously is a reliable emetic.

**Bland liquids** are milk, raw eggs, some sort of oil, mucilage, barley-water, gruel, etc.

**Stimulants** are tea, coffee, whiskey, wine, etc., or ammonia and water. Of this last a teaspoonful in a teacupful of water will be enough for a dose. In making tea or coffee one must not wait to do it as if for the table, but mix hot water and the leaves or grounds, squeeze them well, stir together, and give the whole—leaves, grounds, everything.

**Alkaline antidotes** which are most likely to be at hand are ammonia and water (a tablespoonful in two teacupfuls of water), soap and water, lime, whiting, soda, chalk, tooth-powder, plaster, magnesia, white-wash, and even wood-ashes.

**Acid antidotes** most commonly accessible are vinegar and lemon-juice.

In giving an antidote it is well to remember that it is not always necessary to wait for it to dissolve, but that it may be stirred up in any fluid at hand (except oil), and swallowed immediately.

**Antagonists** are drugs which physiologically oppose the poison, as atropine to opium, chloral to strychnine, pilocarpine to atropine.

# TABLE OF DOSES.

Maximum doses, as a rule, are not intended to be repeated.

*For hypodermatic use* the dose should be *half* that used by the mouth.

*For use by rectum* the dose should be *twice* that used by the mouth.

*Doses for Children.*—Dr. Young's rule: Add 12 to the age, and divide by the age to give the denominator of a fraction, the numerator of which is 1. Example: For a child two years old, $\frac{12+2}{2}=\frac{1}{7}$; the dose should be $\frac{1}{7}$th that for an adult. In giving powerful medicines and opium still smaller doses must be used for children.

| Remedies. | Grains or minims. | Grams or cubic centimeters. |
|---|---|---|
| Acetanilidum (antifebrin) | 2—7 | 0.13 — 0.5 |
| Acetphenetidinum (phenacetin) | 2—6 | 0.13 — 0.35 |
| Acid, benzoic | 5—15 | 0.32 — 1. |
| boric | 5—10 | 0.32 — 0.65 |
| camphoric (to check night-sweats) | 15—30 | 1 — 2. |
| gallic | 3—60 | 0.2 — 4. |
| hydriodic dil. | 10—60 | 0.6 — 4. |
| hydrobrom. dil. | 10—60 | 0.6 — 4. |
| hydrochlor. dil. | 5—20 | 0.3 — 1.3 |
| hydrocyan. dil. | 2—6 | 0.12 — 0.35 |
| nitric. dil. | 5—20 | 0.3 — 1.3 |
| nitro-hydrochlor. dil. | 5—20 | 0.3 — 1.3 |
| phosphoric. dil. | 5—30 | 0.3 — 2. |
| salicylic. | 5—20 | 0.3 — 1.3 |
| sulphuric. arom. | 5—15 | 0.3 — 1. |
| sulphuric. dil. | 5—30 | 0.3 — 2. |
| tannic | 2—10 | 0.13 — 0.65 |
| Aconitina (white crystals) | $\frac{1}{300}$—$\frac{1}{200}$ | 0.0002— 0.0003 |
| Adonidin (heart-tonic) | $\frac{1}{10}$—$\frac{1}{3}$ | 0.006 — 0.02 |
| Adrenalin (vaso-constrictor) locally | . . . | 1 : 10,000 to 1 : 1,000 |
| Aloinum | $\frac{1}{8}$—3 | 0.008 — 0.2 |
| Alumen (as astringent) | 2—10 | 0.13 — 0.65 |
| Ammonii benzoas | 10—20 | 0.65 — 1.3 |
| bromid. | 5—30 | 0.32 — 2. |
| carb. | 3—10 | 0.2 — 0.65 |
| chlorid. | 10—30 | 0.65 — 2. |
| iodid. *vel* valer. | 2—15 | 0.13 — 1. |
| Amyl nitris (inhaled or internally) | 2—5 | 0.1 — 0.32 |
| Antimon. et pot. tart.; diaph. | $\frac{1}{20}$—$\frac{1}{10}$ | 0.003 — 0.006 |
| et pot. tart.; emetic | 1—2 | 0.06 — 0.13 |
| Antipyrine | 2—15 | 0.13 — 1. |
| Apiol | 5—10 | 0.3 — 0.6 |
| Apomorph. hydrochlor. | $\frac{1}{30}$—$\frac{1}{10}$ | 0.002 — 0.006 |
| Argenti nitras | $\frac{1}{6}$—$\frac{1}{2}$ | 0.01 — 0.032 |
| oxidum | $\frac{1}{2}$—2 | 0.032 — 0.13 |
| Arseni bromidum *vel* iodidum | $\frac{1}{64}$—$\frac{1}{16}$ | 0.001 — 0.004 |
| trioxidi (arsenous) | $\frac{1}{62}$—$\frac{1}{20}$ | 0.001 — 0.003 |
| Aspirin | 5—10 | 0.32 — 0.6 |
| Atropine sulphas | $\frac{1}{128}$—$\frac{1}{32}$ | 0.0005— 0.002 |
| Auri et sodii chlorid | $\frac{1}{32}$—$\frac{1}{8}$ | 0.002 — 0.008 |
| Barii chlorid | $\frac{1}{2}$—5 | 0.032 — 0.3 |
| Benzol | 5—10 | 0.3 — 0.6 |
| Benzonaphthol | 2—10 | 0.13 — 0.65 |
| Beta-naphthol | 2—5 | 0.13 — 0.32 |

| Remedies. | Grains or minims. | Grams or cubic centimeters. |
|---|---|---|
| Bismuthi salicylas *vel* subgallas | 5—20 | 0.32 — 1.3 |
| subcarbonas *vel* subnitras | 5—60 | 0.32 — 4. |
| Bromoformum (in whooping-cough, etc.) | 3—5 | 0.02 — 0.3 |
| Butyl-chloral hydrate | 5—10 | 0.32 — 0.65 |
| Caffeina | 1—5 | 0.065 — 0.32 |
| Calcii chlorid. hydrat. | 5—20 | 0.32 — 1.3 |
| Camph. monobrom. | 2—5 | 0·13 — 0.32 |
| Cerii oxalas | 1—10 | 0.065 — 0.65 |
| Chloralformamidum (chloralamid) | 15—60 | 0.2 — 4. |
| Chloralose (hypnotic, sedative) | 3—15 | 1. — 1 |
| Chloralum hydratum | 3—20 | 0.2 — 1.3 |
| Chloretone | 10—20 | 0.65 — 1.3 |
| Chloroformum | 1—15 | 0.06 — 1. |
| Cinchonidina, and its salts | 5—30 | 0.32 — 2. |
| Cocaïna (locally, 1 to 4% sol.) internally | $\frac{1}{16}$—$\frac{1}{8}$ | 0.004 — 0.032 |
| Codeina | $\frac{1}{16}$—2 | 0.004 — 0.13 |
| Colchicina | $\frac{1}{100}$—$\frac{1}{60}$ | 0.0006— 0.0013 |
| Coniina, and its salts | $\frac{1}{100}$—$\frac{1}{60}$ | 0.0006— 0.0013 |
| Copaiba | 15—60 | 1. — 4. |
| Creosote valerate *vel* carbonate | 3—30 | 0.2 — 2. |
| Creosotum | $\frac{1}{4}$—20 | 0.032 — 1.3 |
| Croton chloral | 1—5 | 0.065 — 0.32 |
| Cupri acetas | $\frac{1}{8}$—$\frac{1}{2}$ | 0.008 — 0.03 |
| arsenis | $\frac{1}{100}$ | 0.0006 |
| sulphas | $\frac{1}{16}$—$\frac{1}{4}$ | 0.004 — 0.015 |
| Digitalinum | $\frac{1}{80}$—$\frac{1}{4}$ | 0.005 — 0.016 |
| Digitalis | $\frac{1}{8}$—2 | 0.008 — 0.13 |
| Dionin | $\frac{1}{4}$—$\frac{1}{2}$ | 0.015 — 0.032 |
| Dormiol | 5—15 | 0.32 — 1. |
| Duboisina, and salts | $\frac{1}{128}$—$\frac{1}{60}$ | 0.0005— 0.001 |
| Elaterinum | $\frac{1}{60}$—$\frac{1}{12}$ | 0.001 — 0 005 |
| Elaterium | $\frac{1}{16}$—$\frac{1}{4}$ | 0.004 — 0.016 |
| Ergotinum | 2—8 | 0.13 — 0.5 |
| Ethyl carbamate (urethane) | 10—30 | 0.6 — 2. |
| Ethyl iodidum (inhalation) | 5—20 | 0.3 — 1.3 |
| Euquinin | 2—7 | 0.13 — 0.5 |
| Europhen | $\frac{1}{4}$—2 | 0.16 — 0.13 |
| Extractum aconiti | $\frac{1}{20}$—$\frac{1}{4}$ | 0.005 — 0.015 |
| aloes | $\frac{1}{2}$—5 | 0.03 — 0.3 |
| bellad. foliorum | $\frac{1}{8}$—$\frac{1}{2}$ | 0.01 — 0.032 |
| cannab. ind. (with caution) | $\frac{1}{16}$—$\frac{1}{2}$ | 0.004 — 0.032 |
| cimicifugæ | 1—5 | 0.06 — 0.3 |
| colchici cormi | $\frac{1}{2}$—2 | 0.05 — 0.1 |
| colocynthidis comp. | 5—15 | 0.32 — 1. |
| digitalis | $\frac{1}{8}$—1 | 0.008 — 0 065 |
| ergotæ | $\frac{1}{2}$—15 | 0.032 — 1. |
| euonymi | 3—10 | 0.2 — 0.6 |
| euphorbiæ piluliferæ | 30—60 | 2. — 4. |
| hæmatoxyli | 10—30 | 0.65 — 2. |
| hyoscyami | $\frac{1}{2}$—2 | 0.032 — 0.13 |
| ignatiæ | $\frac{1}{8}$—$\frac{1}{2}$ | 0.008 — 0 032 |
| jalapæ | 5—10 | 0.32 — 0.65 |
| krameriæ | 5—10 | 0.3 — 0.6 |
| nucis vomicæ | $\frac{1}{8}$—$\frac{1}{2}$ | 0.008 — 0.032 |
| opii | $\frac{1}{8}$—1 | 0.008 — 0.06 |
| physostigmatis | $\frac{1}{16}$—$\frac{1}{8}$ | 0.004 — 0.01 |
| podophylli | $\frac{1}{2}$—3 | 0.03 — 0.2 |
| rhamni purshianæ | 2—5 | 0.12 — 0.3 |
| rhei | 2—5 | 0.12 — 0.3 |
| scopolæ | $\frac{1}{8}$—$\frac{1}{2}$ | 0.01 — 0.02 |
| stramonii | $\frac{1}{4}$—$\frac{1}{2}$ | 0.015 — 0.03 |
| sumbul | 2—5 | 0.12 — 0 3 |
| taraxaci | 5—60 | 0.32 — 4. |
| Fel bovis purif. | 5—10 | 0.32 — 0.65 |

| Remedies. | Grains or minims. | Grams or cubic centimeters. |
|---|---|---|
| Ferri arsen. | $\frac{1}{20}$—$\frac{1}{6}$ | 0.003 — 0.01 |
| bromid | 1—5 | 0.065 — 0.32 |
| cacodylatis | $\frac{1}{4}$—1 | 0.016 — 0.065 |
| carb. sacch. | 2—15 | 0.13 — 1. |
| hypophosphis | 5—10 | 0.32 — 0.65 |
| iodidum sacch. | 2—5 | 0.13 — 0.32 |
| lactas | 1—3 | 0.065 — 0.2 |
| oxid. hydrat. cum magnes. (antidote to arsenic) | f ʒ ½—f ʒ 1 frequently | 16. —32. |
| pyrophosphas | 1—5 | 0.065 — 0.32 |
| sulphas | 1—3 | 0.06 — 0.2 |
| sulphas exsiccat. | $\frac{1}{4}$—2½ | 0.032 — 0.15 |
| valer. | 1—3 | 0.065 — 0.2 |
| Ferrum dialys. | 1—10 | 0.065 — 1. |
| reduct. | 1—5 | 0.065 — 0.32 |
| Fluidextractum aconiti | ½—2 | 0.03 — 0.12 |
| apocyni | 5—30 | 0.3 — 2. |
| belladonnæ radicis | 1—2 | 0.06 — 0.12 |
| berberidis | 15—60 | 1. — 4. |
| cannabis indicæ | 1—3 | 0.06 — 0.2 |
| cimicifugæ | 10—30 | 0.6 — 2. |
| cholchici seminis | 2—5 | 0.12 — 0.3 |
| conii | 2—5 | 0.12 — 0.3 |
| convallariæ | 4—8 | 0.25 — 0.5 |
| digitalis | 1—2 | 0.06 — 0.12 |
| ergotæ | 30—60 | 2. — 4. |
| gelsemii | 2—10 | 0.12 — 0.6 |
| hyoscyami | 5—16 | 0.3 — 1. |
| krameriæ | 10—30 | 0.6 — 2. |
| lobeliæ | 5—30 | 0.3 — 2. |
| nucis vomicæ | 1—5 | 0.06 — 0.3 |
| pilocarpi | 30—60 | 2. — 4. |
| rhamni purshianæ | 16—30 | 1. — 2. |
| rhamni purshianæ aromaticum | 16—30 | 1. — 2. |
| sanguinariæ | 1—5 | 0.06 — 0.3 |
| scopolæ | 1—3 | 0.06 — 0.2 |
| senegæ | 10—20 | 0.60 — 1.2 |
| staphisagriæ | 1—2 | 0 06 — 0.12 |
| stramonii | 1—3 | 0.06 — 0.2 |
| viburni prunifolii | 60—120 | 4. — 8. |
| Glandulæ pituitariæ siccæ | 2—5 | 0.12 — 0.3 |
| suprarenales siccæ | 1—5 | 0.06 — 0.3 |
| thyroidiæ siccæ | ¼—5 | 0.015 — 0.3 |
| Glyceritum ferri, quininæ et strychninæ phosphatum | 16—30 | 1. — 2. |
| Guaiacol | ¼—5 | 0.015 — 0.3 |
| carbonas *vel* benzoas | 2—10 | 0.13 — 0.65 |
| valerate | 2—10 | 0.12 — 0.65 |
| Haffkine's prophylactic vaccine (subcutaneously) | 15—75 | 1. — 5. |
| Heroin | $\frac{1}{12}$—$\frac{1}{3}$ | 0.005 — 0.02 |
| Hexamethylenamine (urotropin) | 3—10 | 0.2 — 0.6 |
| Hydrarg. chlor. corros. | $\frac{1}{64}$—$\frac{1}{10}$ | 0.001 — 0.006 |
| chlor. mite | $\frac{1}{15}$—10 | 0.004 — 0.65 |
| iodid. flav. | $\frac{1}{8}$—1 | 0.01 — 0.065 |
| iodid. rubr. | $\frac{1}{80}$—$\frac{1}{10}$ | 0.0013— 0.006 |
| subsulphas flav., as emetic | 2—5 | 0.13 — 0.35 |
| c. creta | 3—8 | 0.2 — 0.5 |
| Hydrastina | ¼—1 | 0.016 — 0.06 |
| Hydrastininæ hydrochloridum | ¼—1 | 0.016 — 0.065 |
| Hydrogeni dioxid. (10 vol. sol.) | 30—120 | 2. — 8. |
| Hyoscinæ hydrobrom. | $\frac{1}{200}$—$\frac{1}{70}$ | 0.0003— 0.0009 |
| Hyoscyaminæ sulph. | $\frac{1}{200}$—$\frac{1}{60}$ | 0.0003— 0.001 |

| Remedies. | Grains or minims. | Grams or cubic centimeters. |
|---|---|---|
| Ichthalbin | 2—5 | 0.13 — 0.32 |
| Ichthyol (locally, 10 to 50%) (internally) | 3—5 | 0.2 — 0.32 |
| Infusum digitalis | f℥ 1—f℥ 4 | 4. —16. |
| Iodoformum | 1—5 | 0.065 — 0.32 |
| Iodol | $\frac{1}{6}$—$\frac{1}{2}$ | 0.01 — 0.032 |
| Ipecacuanha { expect. | $\frac{1}{6}$—1 | 0.01 — 0.065 |
| Ipecacuanha { emet. | 15—30 | 1. — 2. |
| Jalapa | 15—30 | 1. — 2. |
| Liq. ammon. acet. | f℥ 2—f℥ 8 | 8. —32. |
| arsen. et hydr. iod., potassii arsenit., sodii arsenatis, { *To be increased cautiously.* | 1—5 | 0.06 — 0.3 |
| sodii phosphatis | 120—240 | 8. —16. |
| ferri chloridi | 2—10 | 0.13 — 0.65 |
| ferri dialys. | 10—30 | 0.65 — 2. |
| potassii citrat. | f℥ 2—f℥ 4 | 8. —16. |
| Lithii benzoas *vel* bromid. *vel* salicylas | 5—20 | 0.32 — 1.3 |
| carb. *vel* citras | 2—10 | 0.13 — 0.65 |
| Magnesii carb. | 15—60 | 1. — 4. |
| citr. gran. | ℥ 2—℥ 8 | 8. —32. |
| Mangani oxid. nigr. | 1—5 | 0.065 — 0.32 |
| Manganii hypophosphis | 2—5 | 0.12 — 0.3 |
| Massa copaibæ | 5—30 | 0.32 — 2. |
| ferri carb. | 5—15 | 0.32 — 1. |
| hydrarg. | 1—15 | 0.065 — 1. |
| Mercurol | $\frac{1}{4}$—2 | 0.016 — 0.13 |
| Methylthionine hydrochloride, methylene blue, with powdered nutmeg (malarial fever) | 1—5 | 0.06 — 0.3 |
| Mist. asafœtidæ | f℥ 1—f℥ 8 | 4. —32. |
| chloroformi | f℥ 1—f℥ 4 | 4. —16. |
| ferri et amm. acet. | f℥ 1—f℥ 4 | 4. —16. |
| glycyrrhizæ comp. | f℥ 1—f℥ 4 | 4. —16. |
| magnes. et asafœt. | f℥ 1—f℥ 4 | 4. —16. |
| rhei et sodæ | f℥ $\frac{1}{2}$—f℥ 1 | 16. —32. |
| Morphina, and its salts | $\frac{1}{16}$—$\frac{1}{8}$ | 0.004 — 0.032 |
| Moschus | 2—15 | 0.13 — 1.0 |
| Naphthalenum | 1—3 | 0.06 — 0.2 |
| Nitro-glycerinum (*Trinitrin. Spts. Glycerylis trinitratis*), 1% solution | { gtt. 1, increased. } | 0.06, increased. |
| Oleoresina aspidii (filix mas) | 15—60 | 1. — 4. |
| capsici | $\frac{1}{6}$—$\frac{1}{2}$ | 0.01 — 0.03 |
| cubebæ | 5—20 | 0.3 — 1.3 |
| Oleum copaibæ | 8—15 | 0.5 — 1. |
| erigerontis | 5—15 | 0.3 — 1. |
| eucalypti | 5—10 | 0.3 — 0.6 |
| gaultheriæ | 3—10 | 0.2 — 0.6 |
| santali | 10—30 | 0.06 — 2. |
| terebinthinæ | 2—30 | 0.12 — 2. |
| tiglii | gtt. $\frac{1}{2}$—2 | 0.03 — 0.12 |
| Opium pulvis (12% morphine) | $\frac{1}{8}$—2 | 0.008 — 0.13 |
| Pancreatin | 10—20 | 0.65 — 1.3 |
| Paraldehyde | 20—60 | 1.3 — 4. |
| Pelletierine tannate | 3—5 | 0.2 — 0.3 |
| Phenocoll hydrochloride | 8—15 | 0.5 — 1. |
| Phenol (carbolic acid) | $\frac{1}{4}$—1$\frac{1}{2}$ | 0.032 — 0.1 |
| Phenyl salicylate (salol) | 5—20 | 0.3 — 1.2 |
| Phosphorus | $\frac{1}{128}$—$\frac{1}{60}$ | 0.0005— 0.0013 |
| Physostigminæ sulphas | $\frac{1}{128}$—$\frac{1}{60}$ | 0.0005— 0.0011 |
| Picrotoxinum | $\frac{1}{60}$—$\frac{1}{15}$ | 0.0011— 0.0065 |
| Pilocarpina, and salts | $\frac{1}{64}$—$\frac{1}{2}$ | 0.001 — 0.032 |
| Piperazin | 15 (daily). | 1. (daily) |

| Remedies. | Grains or minims. | Grams or cubic centimeters. |
|---|---|---|
| Plumbi acetas | ½—3 | 0.032 — 0.2 |
| Potassii acetas *vel* bicarbonas | 15—60 | 1. — 4. |
| bitartras *vel* bromidum | 8—60 | 0.5 — 4. |
| chloras | 5—20 | 0.32 — 1.3 |
| cyanidum | 1/20—⅛ | 0.003 — 0.008 |
| iodidum | 5—60 | 0.32 — 4. |
| nitras | 2—15 | 0.13 — 1. |
| permanganas | ½—5 | 0.032 — 0.32 |
| Pulvis acetanilidi comp. | 5—10 | 0.3 — 0.6 |
| glycyrrhizæ comp. | 30—60 | 2. — 4. |
| ipecac. et opii | 5—15 | 0.32 — 1. |
| jalapæ comp. | 10—60 | 0.65 — 4. |
| morphinæ comp. | 5—15 | 0.32 — 1. |
| rhei comp. | 5—60 | 0.32 — 4. |
| Resina copaibæ | 2—10 | 0.13 — 0.65 |
| euonymi | 2—5 | 0.13 — 0.32 |
| guaiaci | 5—20 | 0.32 — 1.3 |
| jalapæ | 2—5 | 0.13 — 0.32 |
| podophylli | 1/12—½ | 0.005 — 0.032 |
| scammonii | 2—10 | 0.13 — 0.65 |
| Resorcinol | 2—5 | 0.13 — 0.32 |
| Rheum | 2—30 | 0.13 — 2. |
| Saccharin (benzosulphinidum) | ¼—5 | 0.03 — 0.32 |
| Salipyrin (antipyretic, antineuralgic) | 8—15 | 0.5 — 1. |
| Salvarsan (also neosalvarsan) | 5—10 | 0.3 — 0.6 |
| Santoninum | ¼—5 | 0.015 — 0.32 |
| Scopolaminæ hydrobromidum | 1/240—1/100 | 0.00027— 0.00064 |
| Serum, antidiphthericum (subcutaneously) | 1000 to 10,000 | units |
| antidysentericum (subcutaneously) | 1½—3 ℥ | 10 — 20 |
| antimengococcic (subarachnoid) | 4—12 ℥ | 15 — 45 |
| antiplague (subcutaneously) | 5—15 ℥ | 20 — 60 |
| antipneumococcic " | 5—10 ℥ | 20. —40. |
| antistreptococcic " | 2½—8 ℥ | 10. —30. |
| antivenomous " | 2½—5 ℥ | 10. —20. |
| Sodii arsenas | 1/16—1/10 | 0 001 — 0.006 |
| arsenas exsiccatus | 1/100—1/40 | 0.0006 — 0.0032 |
| benzoas | 5—15 | 0.32 — 1. |
| boras *vel* bromidum | 5—30 | 0.32 — 2. |
| cacodylas | ½—2 | 0.03 — 0.13 |
| hypophosphis | 5—15 | 0.3 — 1. |
| iodidum | 2—30 | 0.13 — 2. |
| nitris | 1—5 | 0.065 — 0.32 |
| phosphas | 60—120 | 4. — 8. |
| salicylas | 5—30 | 0.32 — 2. |
| Somnal | 30—45 | 2. — 3. |
| Sparteinæ sulph. (cardiant and diuretic) | 1/16—½ | 0.004 — 0.03 |
| Spiritus ætheris nitrosi | 15—120 | 1. — 8. |
| æther. comp. | 15—120 | 1. — 8. |
| ammoniæ arom. | 15—60 | 1. — 4. |
| camphoræ | 5—30 | 0.32 — 2. |
| chloroformi | 15—60 | 1. — 4. |
| Strontii lactas *vel* bromidum *vel* iodidum *vel* salicylas | 5—30 | 0.32 — 2. |
| Strophanthin | 1/320—1/160 | 0.0002— 0.0004 |
| Strychnina, and salts | 1/64—1/30 | 0.001 — 0.0032 |
| Stypticin (Cotarnin hydrochloride) | 1—4 | 0.06 — 0.25 |
| Sulphonethylmethane (trional) | 5—20 | 0.3 — 1.2 |
| Sulphonmethane (sulphonal) | 5—20 | 0.3 — 1.2 |
| Sulphur | 3 ½—3 4 | 2. —16. |
| Syr. ferri iodidi | 5—30 | 0.3 — 2. |
| scillæ comp. | 5—30 | 0.3 — 2. |
| Tannalbin, Tannigen, Tannoform | 5—15 | 0.32 — 1. |
| Terebene | 5—15 | 0.3 — 1. |

| Remedies. | Grains or minims. | Grams or cubic centimeters. |
|---|---|---|
| Terpin hydrate (tonic expectorant) | 2—5 | 0.13 — 0.3 |
| Tetanus antitoxin (subcutaneously) | 75—300 | 5. —20. |
| Tetronal (hypnotic) | 15—60 | 1. — 4. |
| Theobrominæ et sodii salicylas (diuretic) | 5—30 | 0.32 — 2. |
| Thymol | 1—5 | 0.065 — 0.32 |
| Tinct. aconiti | 3—10 | 0.2 — 0.6 |
| aloes | 15—60 | 1. — 4. |
| asafœtidæ | 30—60 | 2. — 4. |
| belladonnæ foliorum | 2—15 | 0.12 — 1. |
| cannabis ind. | 5—20 | 0.3 — 1.3 |
| capsici | 8—15 | 0.5 — 1. |
| cimicifugæ | 30—60 | 2. — 4. |
| cinchonæ comp. | 15—120 | 1. — 8. |
| colchici sem. | 5—20 | 0.3 — 1.3 |
| digitalis | 3—15 | 0.2 — 1. |
| ferri chloridi | 10—30 | 0.6 — 2. |
| gambir comp. | 30—60 | 2. — 4. |
| gelsemii | 2—15 | 0.12 — 1. |
| guaiaci ammon. | 30—60 | 2. — 4. |
| hydrastis | 30—120 | 2. — 8. |
| hyoscyami | 5—30 | 0.3 — 2. |
| ignatiæ | 5—15 | 0.3 — 1. |
| iodi comp. | 5—15 | 0.3 — 1. |
| kino | 15—120 | 1. — 8. |
| lobeliæ | 5—30 | 0.3 — 2. |
| moschi | 15—60 | 1. — 4. |
| nucis vomicæ | 5—15 | 0.3 — 1. |
| opii | 2—15 | 0.12 — 1. |
| opii camph. | 5—240 | 0.3 —16. |
| physostigmatis | 5—15 | 0.3 — 1. |
| stramon. | 5—10 | 0.3 — 1. |
| strophanthi (cardiant and diuretic) | 2—10 | 0.12 — 0.65 |
| valer. ammon. | 10—120 | 0.6 — 8. |
| veratr. | 3—10 | 0.2 — 0.6 |
| Uranium nitrate | 5—10 | 0.32 — 0.65 |
| Urea | 20—60 | 0.32 — 4. |
| Vaccine (subcutaneously). | | |
| acne | Initial dose 5 to 25 millions killed bacteria. | |
| bacilli coli | " 10 to 50 " | " |
| Friedlander | " 250 " | " |
| gonococcic | " 10 to 50 " | " |
| pneumococcic | " 10 to 50 " | " |
| pneumococcic mixed | " ½ to 1 c.c. | |
| pyocyaneus | " 10 to 50 millions killed bacteria. | |
| scarlet fever | " 10 to 50 " | " |
| staphylococcic | " 50 to 250 " | " |
| streptococcic | " 50 to 250 " | " |
| typhoid | " 50 to 250 " | " |

| Remedies. | Gr. or min. | Gm. or c.c. |
|---|---|---|
| Veronal | 5—15 | 0.32 — 1. |
| Vin. antim. {expectorant and alterative | 1—8 | 0.06 — 0.5 |
| Vin. antim. {emet. | 30—75 | 2. — 5. |
| colchici seminis | 5—15 | 0.3 — 1. |
| ergotæ | f℥ 1—f℥ 3 | 4. —12. |
| ipecac. {expect. | 5—15 | 0.3 — 1. |
| ipecac. {emet. | f℥ 2—f℥ 6 | 8. —24. |
| opii | 5—15 | 0.3 — 1. |
| Zinci acet. | ½—2 | 0.032 — 0.13 |
| oxid. | 1—5 | 0.06 — 0.3 |
| phenosulphonas (sulphocarbolas) | 1—5 | 0.06 — 0.32 |
| phosphid | 1/10—½ | 0.006 — 0.01 |
| sulphas {alterative | ¼—6 | 0.015 — 0.4 |
| sulphas {emetic | 15—30 | 1. — 2. |
| valeras | ½—5 | 0.032 — 0.32 |

# THERAPEUTIC REMINDERS.

### Abscess.

Camphor and phenol locally, to abort.
Calcium sulphide. Cod-liver oil.
Hydrogen peroxide, 10 per cent. solution, to wash out.
Incision and antiseptic irrigation.
Iodoform gauze, packed, or oily solution of iodoform injected.
Iron. Quinine. Guaiacol.

### Acne.

Fowler's solution. Laxatives.
Hot-water face-bath, followed by sulphur ointment or lotion. [liver oil.
Blaud's pill. Opsonic treatment. Cod-
Solution of resorcinol, locally.
Staphylococcic vaccine.

### Adenitis.

Hydrated calcium chloride (gr. 5).
Ichthyol, iodoform or iodoform-collodion, iodine ointment, tincture of iodine, kaolin poultice, locally.
Iron, syrup of the iodide, gtt. 5 to 30.
Removal of gland. Guaiacol. Tonics.

### Anæmia.

Arsenic and iron, singly or combined.
Beta-naphthol. Bitters, with iron.
Raw eggs and milk. Sodium cacodylate.
Creosote. Bone-marrow. Lecithin.
Hypophosphites with cod-liver oil.
Laxatives and mineral acids.
Massage. Mercury in syphilitic cases.
Oxygen by inhalation.
Nitro-glycerin to relax vessels.
Benzol for myeloid leukemia.
Quinine in malarial cases.
Syrup of phosphate of iron, peroxide of hydrogen (10 vol. solution), and glycerin, equal parts (f℥ij in water).

### Angina Pectoris.

Alcohol, when vascular relaxation.
Arsenic. Diet.
Ether, hypodermically during attack.
Iodides or salicylates.
Morphine, gr. $\frac{1}{4}$ to $\frac{1}{2}$, hypodermically.
Nitrite of amyl, gtt. 5, from handkerchief during attack.
Nitrite of sodium or potassium, gr. $\frac{1}{8}$ to 5, thrice daily.
Nitro-glycerin. Potassium iodide.
Removal of infecting cause, such as bad teeth, nasal or other infection.

### Ankylostomiasis (Hookworm).

Thymol to remove parasites, followed by hæmatics to overcome anæmia.

### Apoplexy.

Croton oil, 1 drop in glycerin on tongue. Calomel, 5 to 10 gr.
Elaterin, gr. $\frac{1}{8}$ in butter on tongue.
Massage and electricity contraindicated in inflammation.
Opium and calomel in meningitis.
Potassium iodide after attack.
Trephining in selected cases.
Venesection, if patient is full-blooded.
Veratrum viride or aconite, when venesection is impossible.

### Asthma.

Adrenalin, hypodermically. Restricted diet.
Amyl nitrite inhaled. Arsenic.
Aspidospermin.
Belladonna, with morphine.
Bromides before retiring.
Coffee, strong black, in intervals.
Chloroform inhaled relaxes, liniment to chest prevents, spasm.
Fumes of potassium nitrate, with belladonna and stramonium.
Grindelia. Hyoscin. Tincture of lobelia. Ipecacuanha, to nausea.
Morphine, hypodermically.
Nitro-glycerin. Paraldehyde. Potassium iodid. Salicylates.
Euphorbia.
Sodium nitrite. Strychnine and atropine, hypodermatically.

### Bed-sores.

Alum, with spirit of camphor and white of egg. Adhesive plaster.
Antiseptic wash, with iodoform.
Collodion. Iodoform collodion.
Glycerin, after washing and rubbing.
Soap plaster, after washing with bi- chloride solution, with iodoform.
Zinc ointment or dusting-powder.
Balsam of Peru, ointment.

### Bright's Disease, Acute.

Rest in bed. Basham's mixture.
Cannabis indica, in hæmaturia.
Cups or leeches, over loins if urine scanty.
Digitalis, with squill or calomel, gradually increased, followed by infusion of juniper berries and cream of tartar.
Heat. Milk diet. Buttermilk.
Gallic acid and ergot, to control hæmaturia. Methylene-blue.
Pilocarpine hydrochloride, gr. $\frac{1}{6}$ to $\frac{1}{20}$, hypodermically, for uræmia.
Saline diuretics and diaphoretics.

### Bright's Disease, Chronic.

Avoidance of colds and overexertion.
Chloride of iron, in anæmia, to decrease albuminuria. Nitroglycerin.
Lithium salts, in gouty. Milk diet.
Mercuric chlor. Oxygen inhalations.
Potassium acetate, with juniper.
Potassium iodide, gr. 5, thrice daily.
Sodium arsenite, gr. $\frac{1}{60}$, in gouty.
Strontium lactate. Turkish baths.

### Bronchitis.

Aconite in early stage.
Amber oil, to chest, in infants.
Ammonium carbonate, chloride, etc.
Balsams, to decrease secretion in chronic. Belladonna.
Codeine, when cough excessive.
Creosote, in chronic.
Dry cups, on each side of vertebræ, at sixth rib. Mustard plaster.
Eucalyptus oil, in later stages.
Ipecac, to promote secretion, as emetic when suffocation threatens.
Iodide of potassium. Myrtol.
Oxygen inhalations.
Senega, in chronic.
Strychnine, to stimulate respiration.
Terebene. Terpin hydrate, gr. v.
Turpentine liniment to chest.
Vomiting (apomorphine) in capillary.

### Burns (locally).

Boric acid. Carbolized sweet oil.
Ichthyol ointment. Lead carbonate.
Lime-water, linseed oil. One per cent. solution of picric acid, locally.

### Cholera Asiatica.

*As prophylactic*, cholera vaccine.
Sulphuric acid lemonade. Morphine hypodermically.
Beta-naphthol. Salol.
Calomel, initial large dose (gr. x); subsequent fractional doses (gr. $\frac{1}{6}$).
Enteroclysis (tannic acid enemata).
Hypodermatoclysis (subcutaneous infusion, 0.6 % saline solution).
Intravenous infusion. Hot baths.
Musk. Protective inoculation.

### Cholera Infantum.

Albumin-water or barley-water.
Castor oil, with paregoric.
Hot drinks, in collapse, with brandy.
Mustard or spice plaster, over belly.
Opiates, with utmost caution, if it all.
Rectal irrigation, hot or cold, according to temperature.
Salol or bismuth salicylate.
Pasteurized milk with pancreatin.

### Cholera Morbus.

Castor oil, with laudanum.
Ipecac, rhubarb. Magnesium sulphate.
Morphine, hypodermically.

### Chorea.

Arsenic, in ascending doses.

### Chorea (*continued*).

Chloral. Cimicifuga, with iron.
Hot pack, for insomnia.
Quinine. Salicylates or iodides.

### Colic.

Ascertain cause (may be appendicitis).
Asafœtida. Ether, internally.
Heat. Hyoscyamus. Morphine.

### Colic, Hepatic.

Chloroform or ether, inhalations.
Hot applications.
Morphine, with scopolamine, hypodermically.
Sodium succinate as prophylactic.
Phosphate of sodium.

### Conjunctivitis, Chronic.

Boric acid, wash (gr. 10 to ounce), cocaine, gr. 2, if no corneal ulcer, when salt, gr. 4, may be substituted.
Copper sulphate crystals or solution (gr. 1–8 to ounce).
Tannin glycerite (gr. x–xxx to ʒj).

### Conjunctivitis, Purulent.

Atropine or eserine, if corneal ulcer.
Bichloride of mercury (1 to 7000), or boric acid (saturated solution) wash.
Hot compress, if cornea is threatened.
Ice compress, early.
Silver nitrate, stick or solution (gr. 10 to ounce), excess neutralized with salt solution.

### Constipation.

Aloes and podophyllin.
Belladonna or hyoscyamus.
Cascara sagrada. Castor oil.
Colocynth, jalap, or senna. Diet.
Electrical applications. Enemata.
Glycerin, suppositories or enemata.
Gymnastics, riding, or massage.
Phosphate of sodium, in rickets.
Salines, to unload bowels.
Soap suppositories. Pituitary gland.
Sulphur, if hemorrhoids present.
Phenolphthalein. Agar-agar.
Purified liquid petroleum.

### Convulsions of Children.

Rectal injection to unload bowel.
Syrup of ipecac freely as emetic and antispasmodic.
Chloral guardedly.
Bromides.
Hot mustard bath. Hot pack.
Chloroform by inhalation and very carefully in obstinate cases.

### Croup, Membranous, and Diphtheria.

Boric acid with glycerin, locally.
Corrosive sublimate, gr. $\frac{1}{24}$, every 2 h., or calomel, gr. $\frac{1}{8}$ to $\frac{1}{4}$, hourly.
Antitoxin. Emetics. Intubation.
Hydrogen dioxide (spray, gargle, swab). Loeffler's solution (locally).

### Croup. Membranous, and Diphtheria (*continued*).

Iron, tincture of chloride, locally and internally. Guaiacol (50 %), locally.
Lime-water or lactic acid solution by swab or in spray.
Oxygen inhalations. Atropine. Strychnine. Musk. Quinine.
Steam and vapors from slaking lime.
Tracheotomy.

### Croup, Spasmodic.

Amyl nitrite, inhalations.
Belladonna, bromides, chloral, or opium.
Cold cloth around neck, and child in hot bath, air being moistened.
Enema.
Ipecac to nausea.
Spongio-piline or flannel, wet with hot water, to neck, covered with oil silk.
Treat rickets.

### Cystitis, Acute.

Rest. Belladonna. Boric acid.
Cannabis indica.
Creolin, vesical wash (1 to 2 per cent.).
Hot compress over bladder.
Hot sitz-bath and enemata.
Laudanum, gtt. 30, to starch-water, oz. 2, in enema. Fl. ext. pichi.
Opium, belladonna, or iodoform suppository. Paregoric.

### Cystitis, Chronic.

Alkaline and antiseptic irrigation.
Benzoic or boric acid. Buchu tea.
Hexamethelenamine in small doses.
Opium suppositories.
Potassium salts, except bitartrate.
Turpentine, oil of sandalwood, cubeb.
Irrigation with 5 to 20 per cent. argyrol solution.
Strychnine and cantharides, when vesical atony is great.

### Delirium Tremens.

Capsicum and liquid food.
Chloral, with ammonium carbonate and coca. Scopolamine. Sulphonal.
Bromides. Morphine. Ethylcarbamate.

### Diabetes Mellitus.

Antipyrin. Arsenic. Codeine, grs. 1–5.
Ergot or gallic acid, with opium.
Takadiastase. Pancreatic extract.
Iron, lactophosphates of lime and sodium, strychnine and astringents.
Lithium, with arsenic. Guaiacol. Salol.
Opium, oxygen, and $H_2O_2$. Levulose.
Purgatives, restricted diet, and regulated exercise. Salicylates. Sodium citrate. Strontium bromide.

### Diarrhœa.

Rest. Enema of salt solution.
Ammonium chloride, grs. 5.
Bismuth, with creasote.
Buttermilk diet.
Camphor, in serous types.
Castor oil, with rhubarb or laudanum and sodium bicarbonate.
Chalk mixture, with kino and gambir.
Charcoal, in acid and fermentative.
Chloroform, with astringents and opium. Digitalis. Strychnine.
Copper sulphate, gr. $\frac{1}{4}$, with opium.
Ergot. Hæmatoxylon. Lime-water.
Mercury, with chalk. Milk-diet.
Naphthalin or beta-naphthol.
Nitric acid, with bitter tonic, in green diarrhœa of children.
Nitro-muriatic acid, or podophyllin.
Pepsin, with hydrochloric acid.
Phosphate of sodium, lime salts, and common salt, if rickets present.
Rhubarb. Sulphuric acid, valuable in serous. Thymol, salol, and morphine.

### Dropsy.

Recumbency. Salt-free diet.
Adonidin, sparteine, or strophanthus.
Calomel and caffeine. Cocaine.
Colocynth, compound extract.
Digitalis. Theobromine sodio-salicylate. Elaterium, in renal.
Hot-air bath.
Jalap, compound powder, with potassium bitartrate, in renal.
Magnesium sulphate. Intraperitoneal injections of adrenalin.
Pilocarpine, in renal dropsy.
Potassium iodide.

### Dysentery.

Emetine hydrochloride, hypodermically.
Ergot, in bloody stools.
Antidysenteric serum.
Ice-water, injections.
Ipecac, in acute. Aromatic sulph. acid.
Lead acetate, with opium and camphor. Magnesium sulphate.
Mercury bichloride, gr. $\frac{1}{100}$.
Nitro-hydrochloric acid.
Peroxide of hydrogen and tannin, rectal injections. Potassium chlorate, rectal injections. Quinine enemata.
Silver nitrate or argyrol, rectal injections (gr. 10 to 20 to ounce).

### Dysmenorrhœa.

Antipyrin or acetanilide, in neuralgic.
Hot drinks. Fluidext. of viburnum.
Belladonna, suppository.
Camphor, with acetanilide or antipyrin.
Cannabis indica and gelsemium.
Hot sitz-bath, with turpentine stupe, and Dover's powder.
Iron, strychnine, and quinine, with rest and riding.

### Dyspnœa.

Ammonium carbonate.
Arsenic, in emphysema.
Purgatives and diuretics, or bloodletting if urœmic.
Dry cupping over back.
Morphine. Nitrites.
Oxygen.
Strychnine, with atropine.

### Eclampsia.

Veratrum viride. Thyroid extract.
Chloral and bromide, each 1 drachm, by rectum.
Chloroform by inhalation.
Elaterium, gr. ¼. Jalap.
Extraction of child.
Hot bath. Opium. Venesection.

### Epididymitis.

Guaiacol, topically. Cataplasm of [kaolin.
Ice-bags. Ichthyol. Iodide of potassium
Saturated solution of magnesium sulphate, locally.
Mercury and belladonna ointments, equal parts, or iodine, grs. 4, with lanolin, ounce 1, locally.
Strapping testicle.

### Epistaxis.

Acetic acid, adrenalin, locally.
Alum powder, pure or with starch.
Ergot, turpentine, hamamelis, or oil of erigeron, internally.
Hot-water and hot foot-bath, cold-water bags to dorsal vertebræ.
Ice applied to nose. Coagulose.
Nitrate of silver stick to septal ulcer.
Plugging anterior and posterior nares.
Vinegar or lemon-juice, injected.

### Erysipelas.

Saturated solution of magnesium sulphate, locally.
Antidiphtheric serum.
Cataplasm of kaolin, locally.
Tincture of ferric chloride and quinine, internally.
Pilocarpine hydrochloride hypodermically, early to abort.

### Fever.

Rest in bed.
Aconite. Alcohol.
Cold baths, coils, packs, sponging, ice-bags, etc.
Musk, by rectal injection. Quinine.
Solution of potassium citrate or of ammonium acetate.
Spirit of nitrous ether.

### Gastralgia.

Sodium bicarbonate in full doses.
Arsenic. Belladonna. Silver.
Bismuth and pepsin, after meals.
Bromides or valerian.
Counter-irritation.
Cannabis indica. Hoffman's anodyne.

### Gastralgia (*continued*)

Hot applications.
Spirit of chloroform.

### Gastric Catarrh, Acute.

Cocaine (in vomiting). Diet.
Effervescing draughts. Ice.
Milk, with lime-water (peptonized).
Seidlitz powder, one-fourth of one every fifteen minutes.
Sodium bicarbonate, with gentian.

### Gastric Catarrh, Chronic.

Bismuth subnitrate. Nux vomica.
Diet, koumyss, light broths.
Lavage or hot-water potations.
Silver nitrate and hyoscyamus.
Strontium lactate or bromide.

### Gastrectasis.

Cod-liver oil.
Electricity.
Enemas, nutrient.
Gentian and calumba.
Iodide of iron, lactophosphate of lime, phosphate of sodium.
Lavage. Massage. Strychnine.

### Gastric Ulcer.

Arsenic and Opium. Bismuth.
Adrenalin for hemorrhage.
Ergot or cracked ice. Rest.
Lenhartz's method.
Silver nitrate, with hyoscyamus opium, or belladonna in pill.

### Gonorrhœa.

Ureth. injec. of 2% protargol, or 25% argyrol as prophylactic after exposure.
Argyrol (5 to 25 per cent.) injections.
Benzoic acid, with cannabis indica.
Cocaine (4 per cent. sol.) in urethra.
Copaiba. Cubeb. Argonin (2 per cent.).
Hydrastis, locally and internally.
Chloral and bromides for priapism.
Mercuric chloride (1 to 20,000 or 1 to 40,000), to flush urethra.
Syrup of ferrous iodide in arthritis.
Sandalwood oil. Santyl.
Sodium bicarbonate.
Gonorrhœal phylacogen or gonorrhœal vaccine for arthritis.
Zinc sulphate injections (gr. ½ to oz.).

### Gout.

Blisters, flying. Chloroform liniment.
Cod-liver oil. Water.
Colchicum, wine of root.
Fowler's solution of arsenic.
Ichthyol ointment to painful joints.
Iodide of iron and cod-liver oil.
Iodide of potassium, with colchicum.
Iodine, ointment or tincture.
Lithium carbonate or citrate, internally, locally.
Morphine. Piperazine. Phenocoll.
Strontium salts. Tetra-ethyl-ammonium.

### Hay Fever.

Arsenic. Opium. Adrenal gland.
Atropine, gr. $\frac{1}{150}$, repeated once in two hours. Mineral acids.
Climate. Sodium salicylate.
Cocaine, 2–4 per cent. solution, atomized in nose. Physical exercise.
Cotton plug in nostrils.

### Headache.

Treat cause.
Antipyrin. Antifebrin.
Bromides. Croton chloral.
Caffeine, with bromide.
Capsicum plaster, to neck.
Refraction, if eye-strain.
Ergot, if congestion.
Gelsemium. Guarana.
Heavy magnesium, oxide.
Hydrobromic acid. Methylene-blue.
Mustard foot-bath.
Nux vomica, in sick headache.
Phenacetin. Purge or emetic.
Sodium bicarbonate.

### Hematemesis.

Rest. Adrenalin. Alum whey.
Ergot, hamamelis, or ipecac.
Ice, cracked.
Iron, tincture of chloride, or turpentine, internally.
Lead acetate with morphine or opium.
Silver nitrate, gr. $\frac{1}{4}$, in pill.
Tannic acid, gr. 20 to drachm of water.

### Hematuria.

Rest.
Camphor, gr. 10 to 20, in pill.
Ergot. Gallic acid, gr. 20.
Hamamelis, injected. Quinine.
Adrenalin injection or irrigation.
Turpentine. Stypticin.

### Hemoptysis.

Absolute rest. Alum (gr. 20 to ounce), in spray. Calcium chloride.
Cup or strap extremities.
Ergot, fluid extract. Gallic acid.
Ice over heart.
Ipecac, in small doses.
Morphine, hypodermically.
Turpentine or erigeron oil.

### Hemorrhage, Intestinal.

Enemas, styptic. Ice to abdomen.
Ice, by mouth, and Monsel's salt, gr. 3, in pill. Ice-water injections.
Lead acetate and camphor.
Liquid food (peptone or beef-juice) absorbed from stomach. No milk.
Sulphuric acid.
Tannic acid and opium. Turpentine.
Human blood-serum, subcutaneously.

### Incontinence of Urine.

Antiseptic fluids, to cleanse bladder.
Arsenic, with nux vomica.

### Incontinence of Urine (*continued*).

Belladonna with bromide.
Catheterization, if due to retention.
Circumcision. Elevation of hips.
Ergot. Hyoscyamus. Strychnine.
Nitre and potassium citrate.
Rhus aromatica, in children.

### Insomnia.

Bromide of potassium.
Bath, hot or cold.
Chloral, if not due to pain.
Chloralamide. Chloralose.
Croton-chloral. Methylene blue.
Food at night.
Hot-water bags to feet, cold to head.
Hyoscine. Veronal.
Morphine, with scopolamine. Paraldehyde. Opium, to relieve pain.
Remove indigestion.
Somnal. Ethyl carbamate.
Sulphonmethane. Sulphonethylmethane. Veronal. Medinal.
Valerian, in nervousness.

### Intermittent Fever.

Arsenic.
Calomel. Guaiacol.
Ice-pack, if fever excessive.
Iodine. Methylene-blue.
Podophyllin, preceding quinine.
Quinine.

### Iritis.

Atropine.
Ice compress.
Eserine.
Iodide of potassium, with mercury.
Leeches and heat, to relieve pain.
Mercury, by inunction.

### Keratitis, Interstitial.

Antiseptic lotions. Dionin.
Antisyphilitic treatment.
Atropine.

### Keratitis, Phlyctenular.

Atropine.
Boracic acid, solution.
Cold-water douche.
Tonics and alteratives.
Yellow oxide of mercury ointment.

### Laryngitis, Acute.

Calomel, followed by saline purges.
Ice, externally.
Inhalation from steaming water or compound tincture of benzoin, with paregoric.
Voice not to be used.

### Laryngitis, Subacute.

Cold compress, externally.
Inhalations of recent vapor of ammonium chloride.
Zinc sulphate (gr. 4 to ounce), spray.

### Leucorrhœa.

Alum or boric acid, douche.
Belladonna, with tannic acid, applied on cotton. Hematoxylon.
Hot sitz-bath, or vaginal injections.
Hydrastis injections. Lysol injections.
Iron, with tonics. Raw eggs and milk.
Potassium permanganate, as injection.
Tampon, iodoform and tannic acid.
White-oak bark, or tannic acid and glycerin. Lead acetate as douche.

### Lumbago.

Acupuncture. Ammonium bromide.
Atropine (gr. $\frac{1}{60}$), morphine (gr. $\frac{1}{6}$), into muscle. Acetphenetidin.
Chloroform liniment.
Foot-bath and Dover's powder.
Ice-bag or ether spray to loins.
Ironing back with laundry-iron.
Massage. Monobromated camphor.
Mustard or capsicum plaster.
Potassium iodide or salicylic acid.

### Mania.

Anæsthetics or apomorphine.
Bromides. Methylene blue.
Cannabis indica, with bromides.
Chloral, if kidneys healthy.
Cimicifuga, after confinement.
Cold douche to head.
Hyoscine hydrobromate. Morphine.
Tonics, if after typhoid, etc.

### Mastitis.

Belladonna, to breast.
Breast-pump, if milk persists.
Compression. Incision, if pus.
Purges. L. and L. locally.

### Meningitis, Acute.

Lumbar puncture and smear to determine variety.
Antimeningococcic serum, if meningococci are found; or other seræ or vaccines, if other bacteria are discovered.
Calomel purge followed by saline. Ice to head or spine.
Ergot, hypodermically. Small doses of morphine hypodermically, if vomiting persists. Withhold mouth-feeding, if vomiting is intractable. Gavage or rectal feeding if required. Boric acid for mouth, nose, and ear wash.
Bromides or chloral for extreme restlessness and insomnia.
Alcohol, digitalis, strophanthus, or musk as stimulants if required. Catheter, if retention.
Iodide, massage, exercise, electricity for residual paralyses only after acute irritation has subsided.

### Migraine.

Bromide of sodium, with caffeine.
Cannabis indica. Croton chloral.
Gelsemium, with cannabis indica.
Hyoscyamus, with calomel.
Salicylic acid. Aspirin.

### Myalgia.

Ammonium chloride or bromide.
Clove oil, added to liniment.
Electricity. Heat.
Iodide of potassium or salicylates.
Massage. Dover's powder.

### Neuralgia.

Aconitine. Gelseminine. Aspirin.
Acupuncture, nerve-stretching, or neurectomy.
Cold salt solution hypodermically.
Bromide of potassium, with caffeine.
Camphor and chloral liniment locally.
Cimicifuga, in ovarian.
Castor oil.
Freezing parts with ether.
Iodide of potassium.
Iron and arsenic.
Morphine, injected locally.
Mustard plaster. Menthol, locally.
Nux vomica. Nitroglycerin.
Phenacetin. Antipyrin. Acetanilide.
Phosphorus.
Quinine. Specific remedies.
Alcohol hypodermically into foramen or nerve trunk.

### Night-Sweats.

Belladonna or atropine. Agaricin.
Camphoric acid.
Ergot. Gallic acid.
Hot bath at bedtime. Hyoscine.
Picrotoxin (gr. $\frac{1}{60}$) or strychnine.
Sulphuric acid, with morphine.

### Pellagra.

Change of diet, remove patient from infected district.
Arsenic. Quinine. Iron.
Blood transfusion from one who has recovered from the disease.

### Pericarditis.

Alcohol, digitalis, or caffeine.
Aspiration, gradual.
Blister, over præcordium.
Calomel, with opium.
Iodide of potassium.
Jalap or elaterium, or saline purge.
Leeches or ice-bag, over præcordium.

### Peritonitis, Acute.

Belladonna and opium.
Ice-bag.
Leeches or mustard plaster.
Buttermilk.
Section.
Turpentine stupes.

### Pleurisy.

Aspiration. Cataplasm of Kaolin.
Blisters. Sinapisms. Leeches.
Digitalis or pilocarpus.

Elaterium or jalap.
Ice-poultice or jacket.
Iodine or guaiacol, locally.
Iodide of potassium.
Salicylates.
Saline purges. Strap chest.

### Pneumonia.

Initial calomel purge. Fresh air.
Woolen jacket or gauze shirt.
Counter-irritants to relieve pain. Venesection, in plethora.
Dover's powder to relieve pain and quiet restlessness.
Sodium or potassium citrate as diuretic.
Alcohol, belladonna, ammonium carbonate, quinine, strophanthus, or digitalis to sustain circulation, particularly at time of crisis. Oxygen inhalation.
Antipneumococcic serum. Pneumococcic vaccine.
Stimulating expectorants, and tonics after crisis and during convalescence.

### Poliomyelitis (Epidemic).

Acute stage, hexamethylenamine, calomel, rest, hot-packs or hot baths; for pain, ice-bag to spine. Simple diet. After acute symptoms have disappeared exercise in bath-tub of tepid water daily, massage.

### Post-partum Hemorrhage.

Abdominal massage.
Ergot. Ether, hypodermically.
Hot intra-uterine douche.
Suture, if due to laceration.
Tamponing with iodoform gauze.
Tampon with gauze saturated with solution of adrenalin.
"Turn out that clot."

### Pruritus.

Arsenic, quinine, bitter tonics.
Calomel and lard, locally.
Carbolic acid, well diluted, locally.
Cocaine. Heat.
Cold douche and injections.
Diabetic treatment.
Hydrocyanic acid, locally.
Mercuric chloride, 1 : 250, as wash.
Silver nitrate, locally, preceded by cocaine. Resorcinol, locally.
Champho-phenol ointment.

### Psoriasis.

Anthrarobin. Aristol. Arsenic.
Baths of sulphides.
Chrysarobin, internally, or ointment.
Gallic acid ointment. Thyroid extract
Resorcin. Ichthyol. Thiol.

### Puerperal Fever.

Bichloride of mercury (1 to 5000) or creolin (2 per cent.) solutions.
Curette, to remove membranes.
Celiotomy, if peritonitis develops.
Nutriment and alcoholic stimulants.
Iodine and carbolic acid applied to ulcerated wounds.

### Rheumatism, Acute.

Rest. Fuller's lotion, locally.
Alkalies and quinine.
Cimicifuga. Aspirin.
Salol. Phenacetine.
Cold applications, if hyperpyrexia.
Oil of gaultheria. Acetopyrine.
Potassium iodide. Phenocoll.
Salicin or salicylic acid and its salts.
Rheumatism phylacogen.

### Rheumatism, Chronic.

Arsenic. Blisters, repeated.
Baths of sulphides. Turkish baths.
Cod-liver oil. Dry hot air.
Ichthyol. Remove bad tonsils.
Iodine, locally.
Phylacogen.
Potassium iodide, colchicum, and sarsaparilla. Veratrine ointment.

### Rhus Poisoning (Poison Ivy).

Solution of sodium thiosulphate, locally.
Solution of phenol, locally.
Lead-water and laudanum, locally.
Solution of boric acid, locally.
Mixture of fluidextract of grindelia, locally.

### Syphilis.

*As Prophylactic after Exposure.*—Wash well with 1–5000 bichloride of mercury solution, and rub well over foreskin, head, and shank of penis a 20% calomel ointment, using lanolin as ointment basis.

*Locally for Chancre.*—Calomel, aristol, iodoform, black-wash, normal salt solution, mercurial plaster and lanolin on chamois; corrosive mercuric chloride douche (1–5000) twice daily for females.

*General Treatment.*—As soon as diagnosis is made, salvarsan, mercury by mouth, hypodermically, or by inunction; arsenic, quinine, syrup of ferrous iodide, elixir of iron, quinine, and strychnine as substitute for mercury when that substance is contraindicated; alkali iodides for headache and nervous manifestations.

### Sciatica.

Blister or cautery.
Cod-liver oil. Castor oil. Aspirin.
Chloroform, ether, or osmic acid, deeply injected.

Ether or rhigolene, sprayed.
Ice, locally. Dry heat.
Morphine injected.
Nerve-stretching.
Potassium iodide. Rest, with splint.
Salicylic acid and iron.

### Shock.

Atropine, strychnine, or digitalis hypodermically. Alcohol. Aromatic spirit of ammonia. Hoffman's anodyne by mouth.
Adrenalin in normal salt solution by transfusion, especially valuable when due to hemorrhage. Rectal injection of normal salt solution.
Lower the head, elevate the legs, bandage limbs tightly, apply external heat.

### Sprains.

Cold and hot applications, alternately.
Fomentations. Rest. Plaster dressing.
Lead-water and laudanum.
Massage followed by bandaging.

### Tonsillitis.

Ice collar.
Calomel and quinine.
Guaiacol, locally to tonsils.
Hydrogen peroxide, in spray.
Iron, tincture of the chloride. [gle.
Salol and salicylates. Potass.chlor.,gar-
Red mercuric iodide to abort.

### Tuberculosis.

Rest, fresh air, and abundant easily digestible food the basis of all treatment for every kind of tuberculosis.
Not less than six raw eggs and three pints of milk in addition to other nutritious food daily.
Overcome constipation; stimulate appetite by bitter tonics, and forbidding tea, coffee, alcohol, pastries, pies, fried foods, etc.
Rest in bed for all cases with elevated temperatures.
Inform patient of his disease, encourage him, teach him the laws of health, protect others by reporting case, and instruct household as to necessary care of the sick and protection of the well.
Avoid opiates and other medicines which may interfere with appetite and digestion.
Arsenic, small doses of nux vomica as bitter tonic, pancreatin, pepsin; taka-diastase as required to assist feeble digestion.
Creosote, guaiacol, eucalyptol guardedly as expectorants if demanded.
Oil of cloves hypodermically for cough and as expectorant if necessary.
Counter-irritation over affected area. Mustard plaster or iodine locally to relieve pleuritic pain.
Tuberculin most guardedly, if at all. *Avoid reaction* by using only minute doses and at proper intervals.

### Typhoid Fever.

Typhoid vaccine as prophylactic.
Alcohol. *No antipyretic.*
Calomel. Water, freely.
Cold baths, systematically.
Hydrochloric acid.
Morphine. Quinine.
Hexamethelenamine as prophylactic.
Salol. Betanaphthol.
Turpentine in stupes, enemata, or by mouth.

### Uremia.

Calomel 10 gr., elaterin $\frac{1}{16}$ gr., or saline at first appearance of symptoms.
Hot pack as a diaphoretic. Infusion of digitalis with potassium citrate as a diuretic.
Venesection 10 to 20 ounces of blood followed by transfusion of normal salt solution for coma or convulsions in acute cases of robust subjects.
Chloral to control convulsions. Morphine hypodermically for convulsions in acute parenchymatous nephritis. Harmful in chronic intestinal nephritis.

### Vomiting.

Bromides, with laudanum.
Calomel (gr. $\frac{1}{4}$), ext. hyoscyami (gr. ss).
Carbolic acid, with bismuth.
Cerium oxalate. Chloroform. Creosote.
Cloves, oil of. Cocaine (gr. $\frac{1}{16}$ to gr. $\frac{1}{8}$).
Fowler's solution.
Hydrocyanic acid, dilute.
Hydrochloric acid, dilute.
Ice-bag. Ipecac. Lavage.
Lime-water, added to milk.
Mustard-plaster over stomach.
Nux vomica.
Peptonized milk and beef.
Seidlitz powder.

### Whooping Cough.

Amyl nitrite.
Antipyrin.
Belladonna, tincture of.
Bromoform.
Chloral. Chloroform.
Hyoscyamus.
Monobromated camphor.
Quinine.
Resorcin, 2 per cent. solution.

### Worms.

Aspidium.
Chenopodium, oil of.
Pelletierine.
Quassia injections for thread-worms.
Naphthalene for thread-worms.
Santonin.
Turpentine and castor oil.

# LIGATION OF ARTERIES.

THE accompanying plate indicates the positions in which the operation of ligating arteries in their continuity is most commonly performed. There is no point at which ligatures are applied which is not represented, with the exception of a few which are very rarely chosen. With the explanations which follow, this diagram will serve as a guide to the practitioner who may be called upon in an emergency to perform an operation in regard to which he has grown somewhat rusty from want of practice.

**1. Ligation of the Temporal Artery.**—The temporal artery is the continuation of the external carotid from the level of the lobe of the ear to the level of the eyebrow, where it divides into its terminal branches. The point at which it is ligated is a little in front of the anterior curve of the concha. A vertical incision, about an inch in length, is made in front of the concha. The artery is easy to find, as it is very superficial at this part of its course. Its accompanying vein lies to the outer side, and the temporal branch of the auriculo-temporal nerve lies in front of it.

**2. Ligation of the Occipital Artery.**—The occipital artery comes off from the posterior part of the external carotid at about the level of the angle of the lower jaw. It curves backward under and to the inner side of the mastoid process, at the back of which it comes out through the attachment of the trapezius muscle, and winds in a tortuous course upward over the occipital bone. The point at which it is ligated is about an inch behind the ear. An incision, an inch and a half long, parallel to the posterior edge of the mastoid process, will expose it. Its accompanying vein lies to the outer side of it. (There are but few occasions when it is necessary to ligate this artery, as its position makes it very easy to stop the flow of blood through it by pressure with a suitable compress and bandage.)

**3. Ligation of the Facial Artery.**—The facial artery comes off from the external carotid just below the level of the angle of the lower jaw, and passes forward below this bone to a point just in front of the insertion of the masseter muscle. Here it sends a branch forward, the submental, while the main trunk curves up over the lower jaw and passes in a tortuous course toward the angle of the mouth. The point at which it is ligated is that at which it ascends in front of the masseter muscle. An incision an inch in length will expose it. Its accompanying vein lies to the outer side.

**4. Ligation of the Lingual Artery.**—The lingual artery comes off from the external carotid at the level of the great cornu of the hyoid bone; it passes forward under the posterior belly of the digastric muscle, and the stylo-glossus and hyo-glossus muscles, to the root of the tongue, and thence to its further distribution. It is in some respects the most difficult artery to ligate in the whole body. The point at which it is ligated is the second part of its course, under the hyo-glossus muscle. An incision is made about half an inch above, and parallel to, the great horn of the hyoid bone, and extending from just in front of the anterior edge of the sterno-cleido-mastoid muscle to near the middle line of the neck, half an inch below the base of the jaw. The skin and subcutaneous fat having been divided, the capsule of the submaxillary gland will be met. This capsule must be divided, and the gland carefully drawn up over the jaw. In doing this great care must be taken not to injure the facial artery and vein, which pass through the gland. The posterior part of the capsule of the gland must next be divided. This will expose the shining aponeurosis which constitutes the pulley of the digastric muscle and attaches it to the great horn of the hyoid bone, near the insertion of the stylo-hyoid muscle. Behind these passes the hypoglossal nerve. This must be delicately detached from the sheath of the hyo-glossus muscle, which lies below it, and pushed up out of the way. As the next step, fix the pulley of the digastric with a tenaculum and gently insinuate a director behind the posterior edge of the hyo-glossus muscle, and push it forward between this and the middle constrictor of the pharynx, which lies under-

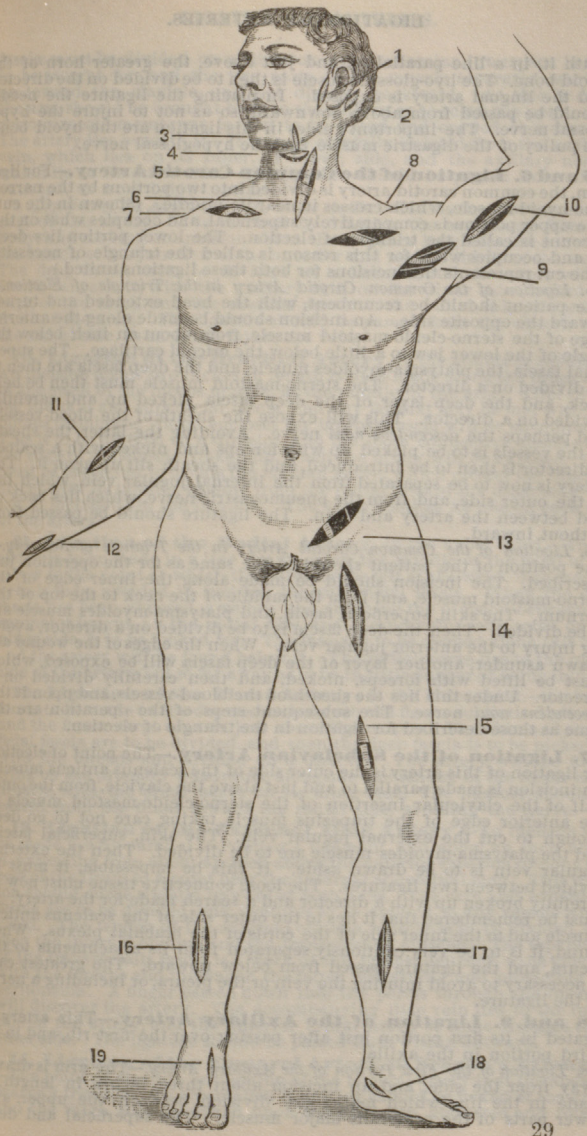
1
2
3
4
5
6
7
8
9
10
11
12
13
14
15
16
17
18
19

neath it, in a line parallel to, and just above, the greater horn of the hyoid bone. The hyo-glossus muscle is then to be divided on the director, and the lingual artery is exposed. In placing the ligature the needle should be passed from above downward, so as not to injure the hypoglossal nerve. The important guides in this ligation are the hyoid bone, the pulley of the digastric muscle, and the hypoglossal nerve.

**5 and 6. Ligation of the Common Carotid Artery.**—For ligation, the common carotid artery is divided into two portions by the narrow omo-hyoid muscle, which crosses it near its middle. (Shown in the cut.) The upper portion is comparatively superficial, and occupies what on this account is called the triangle of election. The lower portion lies deeper, and occupies what for this reason is called the triangle of necessity. (The cut represents the incisions for both these ligations united.)

5. *Ligation of the Common Carotid Artery in the Triangle of Election.*—The patient should be recumbent, with the head extended and turned toward the opposite side. An incision should be made along the anterior edge of the sterno-cleido-mastoid muscle, from about an inch below the angle of the lower jaw to a little below the cricoid cartilage. The superficial fascia, the platysma-myoides muscle, and the deep fascia are then to be divided on a director. The sterno-mastoid muscle must then be held back, and the deep layer of the deep fascia picked up and carefully divided on a director. This will expose the sheath of the blood-vessels, and perhaps the *descendens noni* nerve. Avoiding the latter, the sheath of the vessels is to be picked up with forceps and nicked with a scalpel. A director is then to be introduced, and the sheath slit up upon it. The artery is now to be separated from the internal jugular vein, which lies to the outer side, and from the pneumogastric nerve, which lies back of and between the artery and vein. The ligature should be passed from without inward.

6. *Ligation of the Common Carotid Artery in the Triangle of Necessity.*—The position of the patient should be the same as for the operation just described. The incision should be made along the inner edge of the sterno-mastoid muscle, and from the middle of the neck to the top of the sternum. The skin, superficial fascia, and platysma-myoides muscle are to be divided. Then the deep fascia is to be divided on a director, avoiding injury to the anterior jugular vein. When the edges of the wound are drawn asunder, another layer of the deep fascia will be exposed, which must be lifted with forceps, nicked, and then carefully divided on a director. Under this lies the sheath of the blood-vessels, and upon it the *descendens noni* nerve. The subsequent steps of the operation are the same as those described for ligation in the triangle of election.

**7. Ligation of the Subclavian Artery.**—The point of election for ligation of this artery is the outer side of the scalenus anticus muscle. An incision is made parallel to and just above the clavicle, from the outer half of the clavicular insertion of the sterno-cleido-mastoid muscle to the anterior edge of the trapezius muscle, taking care not to go deep enough to cut the external jugular vein. The skin, superficial fascia, and the platysma-myoides muscle are to be divided. Then the external jugular vein is to be drawn aside. If this be impossible, it must be divided between two ligatures. The loose connective tissue must now be carefully broken up with a director and a search made for the artery. It must be remembered that it lies to the outer side of the scalenus anticus muscle and to the inner side of the cords of the brachial plexus. When found, it is to be very cautiously separated from its attachments to the pleura, and the ligature passed from below upward. The greatest care is necessary to avoid injuring the vein or the pleura, or including a nerve in the ligature.

**8 and 9. Ligation of the Axillary Artery.**—This artery is ligated in its first portion just after passing over the first rib, and in its third portion in the axilla.

8. *Ligation of the First Portion of the Axillary Artery.*—The arm is drawn away from the side, and an incision about three inches in length is made in the line which marks the division between the upper and lower parts of the pectoralis major muscle. The superficial and deep

fasciæ must be divided on a director. The muscular interspace is then to be sought for, and the two parts of the muscle separated, working up toward the clavicle, and not directly backward. As this is done, the arm should be brought back to the side, so as to relax the parts. The costo-coracoid membrane is next to be found and opened on a director. The artery lies beneath it. It is to be carefully isolated from the axillary vein, which lies on its inner, or lower, side, and the axillary nerves, which lie to its outer side. The ligature should be passed from within outward, or from below upward.

9. *Ligation of the Axillary Artery in the Axilla.*—This is the most accessible part of the artery. It is reached by drawing the arm away from the body, and making an incision about three inches long over the course of the vessel, at the junction of the anterior and middle thirds of the axilla. The deep fascia must be divided on a director, and the artery will be found beneath it, with the axillary vein on the ulnar side (toward the back of the arm), and the median nerve on the radial side (toward the front of the arm). The ligature should be passed from the ulnar toward the radial side, so as not to injure the vein.

**10. Ligation of the Brachial Artery,** in the middle of the arm.—An incision about two inches in length is to be made along the inner edge of the swell of the biceps muscle, at the middle of the arm. After dividing the skin and superficial fascia, and any fat that may be met with, the fibrous membrane which encloses the biceps muscle will be encountered. This is to be divided on a director, and the loose connective tissue along the edge of the muscle broken up, when the artery will be exposed. Care must be taken not to divide the median nerve, which crosses the brachial artery near its middle, passing from the radial toward the ulnar side, and not to include it in the ligature. The venæ comites lie one on each side of the artery.

**11. Ligation of the Radial Artery,** in the upper third.—An incision is to be made in a line drawn from the middle of the bend of the elbow to the point at which the pulse can be felt at the wrist. The median vein is to be avoided in incising the superficial fascia. When the deep fascia has been exposed, a yellow line, marking the division between the supinator longus, on the radial side, and the pronator radii teres, on the ulnar side, is to be looked for. The fascia is to be opened along this line, nd the artery will be found below it. The radial nerve lies to the radial side of the artery, but so far away as to be in little danger of being injured.

**12. Ligation of the Ulnar Artery,** in the lower third.—An incision is to be made in the depression between the flexor sublimis digitorum and the flexor carpi ulnaris, just above the carpus. The skin and superficial fascia are to be divided, and then the deep fascia is to be picked up with the forceps and divided on a director. The artery will be found lying on the pronator quadratus, alongside the tendon of the flexor carpi ulnaris, with the ulnar nerve on its ulnar side. The ligature should be passed from the ulnar toward the radial side, avoiding the nerve.

**13. Ligation of the External Iliac Artery.**—An incision is to be made nearly parallel to Poupart's ligament, and about an inch above it, extending from about an inch above the anterior superior spinous process of the ilium to a point near the external abdominal ring. This incision should curve slightly upward at both ends. The skin and superficial fascia are to be divided, and ligatures to be applied to any vessels which bleed. The tendon of the external oblique muscle is to be divided, and then the internal oblique and the transversalis muscles. The separation of the transversalis fascia is a work of the utmost delicacy, to be effected with the forceps and the finger, the latter restraining and protecting the peritoneum. A finger passed down into the pelvis through the opening will discover the artery. The accompanying iliac vein lies to the inner side of the artery, and the anterior crural nerve at some distance to its outer side. The ligature should be passed from within outward.

**14. Ligation of the Femoral Artery in Scarpa's Triangle.**—The point of election for ligation of the femoral artery is at the apex of Scarpa's triangle. To accomplish it, the leg should be flexed at the knee, and the thigh slightly flexed upon the abdomen, abducted and rotated

outward, so as to lie on its outer side. An incision should then be made, over the course of the artery, in a line bisecting Scarpa's triangle from the middle of its base to its apex. This incision should be about three inches long, and its middle should be over the apex of the triangle. The skin, superficial fascia, and fat having been divided, the inner edge of the sartorius muscle must be found and drawn outward. The artery will now be found, with the vein to the inner side and a little behind it, and several nerves on the outer side. The artery should be carefully isolated after opening its sheath, and the ligature passed from within outward.

**15. Ligation of the Femoral Artery in Hunter's Canal.**—This rare ligation is performed by placing the limb in the position for the preceding operation, and making an incision from the apex of Scarpa's triangle toward the back part of the internal condyle of the femur, avoiding the saphena vein. After passing through the skin, superficial fascia, and fat, the deep fascia will be seen, binding down the sartorius muscle. This membrane is to be opened on a director and the muscle drawn backward. This will disclose the aponeurotic sheath which covers the femoral artery at this point. This sheath must be opened, and the artery will be exposed. In ligating it, care must be taken not to injure the long saphenous nerve, which accompanies it, or the femoral vein, which here lies behind it and toward its outer side. The ligature should be passed very carefully from without inward.

**16. Ligation of the Anterior Tibial Artery,** in the middle third.—An incision is to be made, about three inches long, in a line passing from a point midway between the tubercle of the tibia and the head of the fibula, to a point midway between the two malleoli. When the deep fascia has been reached, a yellow line may be found, indicating the septum between the tibialis anticus muscle and the extensor longus digitorum. Along this line the aponeurosis is to be divided on a director, and the two muscles carefully separated until the extensor proprius pollicis is met with, when this is to be separated from the tibialis anticus until the artery is reached. It is accompanied by two venæ comites, which it is not important to regard if they are difficult to separate from the artery. The anterior tibial nerve lies either in front or at the outer side of the artery. To avoid injuring it, it should be pressed to the outer side of the wound and the ligature should be passed from without inward.

**17. Ligation of the Posterior Tibial Artery,** in the middle third.—An incision three inches long is to be made parallel to the inner border of the tibia and about half an inch back of it, and carried down to the superficial fascia. This is to be carefully opened, avoiding injury to the internal saphenous vein and nerve, which lie in the track of the wound. They must be found and drawn aside. Then the deep fascia is to be divided on a director, and the inner border of the soleus muscle is be pressed away from the tibia, when the vessel will be exposed. It is accompanied by two venæ comites and the posterior tibial nerve, which lies to the fibular side of it. The veins and nerve being separated from the artery, the ligature should be passed from the fibular toward the tibial side.

**18. Ligation of the Posterior Tibial Artery behind the Internal Malleolus.**—A slightly curving incision an inch and a half long is to be made behind the internal malleolus, and about half-way between it and the tendo Achillis. The skin and superficial fascia having been divided, the deep fascia is to be lifted and divided on a director. The artery will then be exposed, accompanied by its venæ comites, and the posterior tibial nerve, which lies to the back of it and toward the fibular side. The ligature should be passed from behind forward.

**19. Ligation of the Dorsalis Pedis Artery.**—An incision an inch long is to be made on the back of the foot between the inner tendon of the extensor brevis digitorum and the outer side of the tendon of the extensor longus pollicis. (These tendons can be mapped out by manipulating the great toe.) After dividing the skin, the superficial fascia, and the deep fascia, the artery will be exposed. The continuation of the anterior tibial nerve lies to the fibular side of the artery. The ligature should be passed from the fibular toward the tibial side.

THE

# PRACTITIONER'S

# VISITING LIST.

---

## RECORDS OF PRACTICE.

FOR THIRTY PATIENTS PER WEEK

1916

| NAME. | Su. | M. | Tu. | W. | Th. | F. | Sa. |
|---|---|---|---|---|---|---|---|
| | | | | | | | 1 |

| Charge. | Brought Forward. | Total. | MEMORANDA. |
|---|---|---|---|
| | | | |

| NAME. | Su. 2 | M. 3 | Tu. 4 | W. 5 | Th. 6 | F. 7 | Sa. 8 |
|---|---|---|---|---|---|---|---|
| Sister Sup. Miss Clifford. Liverpool | | | C | | | | |
| Capt Fowler | | | | | C | | |
| Miss Clark " " | | | | | C | | |
| Revd Clifford. Chudleigh | | | | | | C | |
| Mr Goldney. Reading | | | | | | | C |

BOND

| | Charge. | | Brought Forward. | | Total. | | MEMORANDA. |
|---|---|---|---|---|---|---|---|
| £ | 210 | 0 | 0 | | | | pleuro both bases 11/8 rem st. all Dr. |
| | 2 | 2 | 0 | | | | better.. T.b. probably. no sign cause |
| | 66 | 6 | 0 | | 66 | | Dr Buchanan Liverpool. |
| £ | 200 | 0 | 0 | | 210 | | Sister Bernard of the assumption |
| | | | | | | | cont. of Notre Dame |
| | | | | | | | Mt Pleasant Liverpool |

| NAME. | Su. 9 | M. 10 | Tu. 11 | W. 12 | Th. 13 | F. 14 | Sa. 15 |
|---|---|---|---|---|---|---|---|
| Mrs Higgins | C | | | | | | |
| Mr Taylor ascot Farm | | C | | | | | |
| Mrs Wooster Bedlow | | | | C | | | |
| Mrs Knight. Leamington | | | | C | | | |
| C Taylor Shrewsbury Worcester | | | | | C | | |
| Mr Smith Chelsea | | | | | | C | |

| Charge. | | Brought Forward. | | Total. | | MEMORANDA |
|---|---|---|---|---|---|---|
| 2 | 2 | 0 | | | | |
| 10 | 10 | 0 | | | | C Dr Granger. Little Miller can lever. |
| 2 | 2 | 0 | | | | |
| 2 | 2 | 0 | | | | |
| 5 | 0 | 0 | | | | |
| 2 | 2 | 0 | | | | |

| NAME. | Su. 16 | M. 17 | Tu. 18 | W. 19 | Th. 20 | F. 21 | Sa. 22 |
|---|---|---|---|---|---|---|---|
| William Johnston. Liverpool | | | C | | | | |
| Sister Superior .. Dr. Bligh | | | C | | | | |
| Dr O'Kelly patient | | | | | | C | |

| Charge. | Brought Forward. | Total. | MEMORANDA. |
|---|---|---|---|
| 300 0 | 0 | | |

| NAME. | Su. 23 | M. 24 | Tu. 25 | W. 26 | Th. 27 | F. 28 | Sa. 29 |
|---|---|---|---|---|---|---|---|
| Mrs Cole Baker. Southsea. Dst | C | | | | | | |
| Mrs Turner. KC MP. | | | C | | | | |

| Charge. | | Brought Forward. | | Total. | | MEMORANDA. |
|---|---|---|---|---|---|---|
| 126 | 0 | 6 | | | | C on Acc |

| NAME. | Su. 30 | M. 31 | Tu. 1 | W. 2 | Th. 3 | F. 4 | Sa. 5 |
|---|---|---|---|---|---|---|---|
| Dr Stevens | | | c | | | | |
| Mrs. Bunch. (Dr Olive | | | | c | | | |
| Miss Whitby (Birmingham | | | | | | c | |

| Charge. | | Brought Forward. | | Total. | | MEMORANDA. |
|---|---|---|---|---|---|---|
| 2 | 2 | 0 | | | | |
| | | | | | | ac. Tb. pneumonia. St Lozan |

| NAME. | Su. 6 | M. 7 | Tu. 8 | W. 9 | Th. 10 | F. 11 | Sa. 12 |
|---|---|---|---|---|---|---|---|
| | | | | | | | |
| | | | | | | | |
| | | | | | | | |

| Charge. | Brought Forward. | Total. | MEMORANDA. |
| --- | --- | --- | --- |

| NAME. | Su. 13 | M. 14 | Tu. 15 | W. 16 | Th. 17 | F. 18 | Sa. 19 |
|---|---|---|---|---|---|---|---|
| Mrs. Thomas. St Nellie | c | | | | | | |
| Maj. Morris. St Eu | | | c | | | | |
| Mrs Nelson. Adelaide | | | | | c | | |

| Charge. | | Brought Forward. | Total. | | MEMORANDA |
|---|---|---|---|---|---|
| 5 | 5 | ✓ | | | |
| 2 | 2 | ✓ | | | |
| 2 | 2 | ✓ | | | |

| NAME. | Su. 20 | M. 21 | Tu. 22 | W. 23 | Th. 24 | F. 25 | Sa. 26 |
|---|---|---|---|---|---|---|---|
| Miss Ansley Worcester Rd | | | C | | | | |
| Maj. Smith 116 Bank Rd | | | C | | | | |
| Prof Haverfield | | | | C | | | |
| Mr Stevens Birmingham | | | | C | | | |
| Mr Beattie Cheltenham Ast | | | | C | C† | | |

Got stuck in a snow-storm returning from C. could not get up the hill & had to stay night at C. Could not motor back the next day too much snow. Very cold & got chilled. Had bad cold Friday, began in larynx then went to head 1 feet bad, much stuffed up; little or no fever.

| Charge. | | Brought Forward. | | Total. | | MEMORANDA. |
|---|---|---|---|---|---|---|
| 2 | 2 | 0 | | | | |
| 2 | 2 | 0 | | | | |
| 5 | 5 | 0 | | | | c Dr Wynn |
| | | | | | | c Dr Longbridge . Ch. son of Dr Beattie Banbury |

| NAME. | Su. 27 | M. 28 | Tu. 29 | W. 1 | Th. 2 | F. 3 | Sa. 4 |
|---|---|---|---|---|---|---|---|

In bed till Saturday
with cold. No cough.
Just nose & laryngx.

| Charge. | Brought Forward. | Total. | MEMORANDA. |
| --- | --- | --- | --- |
| | | | |

| NAME. | Su. 5 | M. 6 | Tu. 7 | W. 8 | Th. 9 | F. 10 | Sa. 11 |
|---|---|---|---|---|---|---|---|
| Prof Haverfield. | | c | | | | | |
| Mrs Knox 20 Craven Hill Gds, W | | | | | c | | |

| Charge. | Brought Forward. | Total. | MEMORANDA. |
|---|---|---|---|
| 2 2 0 | | | |
| 2 2 0 | | | |

| NAME | Su. 12 | M. 13 | Tu. 14 | W. 15 | Th. 16 | F. 17 | Sa. 18 |
|---|---|---|---|---|---|---|---|
| e R Greene | | c | c | | | | |
| Mrs Elford | | | | c | | | |
| Mrs Ambrose. C Comrade | | | c | | | c | |

| Charge. | Brought Forward. | Total. | MEMORANDA. |
|---|---|---|---|
| 2 2 0 | | | |

| NAME. | Su. 19 | M. 20 | Tu. 21 | W. 22 | Th. 23 | F. 24 | Sa. 25 |
|---|---|---|---|---|---|---|---|
| C J Douglas . Bamphi | | | c | | | | |

| Charge. | Brought Forward. | Total. | MEMORANDA. |
| --- | --- | --- | --- |
| | | | |

| NAME. | Su. 26 | M. 27 | Tu. 28 | W. 29 | Th. 30 | F. 31 | Sa. 1 |
|---|---|---|---|---|---|---|---|
| Mrs. Milne Sheffield | | c | c | | | | |
| Miss Govers | | | | | c | | |
| Mrs Shepherd. 33 Cranworth Gdns | | | | | c | | |
| Mrs David | | | | | | c | |

| Charge. | | Brought Forward. | | Total. | | MEMORANDA |
|---|---|---|---|---|---|---|
| 2 | 10 | 0 | | | | |
| 5 | 3 | 0 | | | | |
| 2 | 2 | | | | | |

| NAME. | Su. 2 | M. 3 | Tu. 4 | W. 5 | Th. 6 | F. 7 | Sa. 8 |
|---|---|---|---|---|---|---|---|
| Mrs Bolan. Lincoln | | | c | | | | |
| Mr Budd. Chadleigh Rd | | | c | | | | |
| Mrs Moore. c of Sheehan | | | | c | | | |

| Charge. | | Brought Forward. | | Total. | | MEMORANDA. |
|---|---|---|---|---|---|---|
| 2 | 2 | 0 | | | | Dr Sympson |
| 3 | 3 | 0 | | | | Dr Gelson |
| 2 | 2 | 0 | | | | |

| NAME. | Su. 9 | M. 10 | Tu. 11 | W. 12 | Th. 13 | F. 14 | Sa. 15 |
|---|---|---|---|---|---|---|---|
| Mrs Dixon | | | C | | | | |
| Prof Theo. Davidson | | | | | c | | |
| Chas a Strong | | | | | | | C |
| Mrs Newberry | | | | | | | c |

| Charge. | | Brought Forward. | | Total. | | MEMORANDA |
|---|---|---|---|---|---|---|
| 5 | 5 | 0 | | | | Dr Smith |
| 2 | 2 | 0 | | | | Dr. Best |
| | | | | | | suppose to be |

| NAME. | Su. 16 | M. 17 | Tu. 18 | W. 19 | Th. 20 | F. 21 | Sa. 22 |
|---|---|---|---|---|---|---|---|
| Miss G Harvey | | C | | | | | |
| Miss Rigley. Chester | | | | C | | | |

| Charge. | Brought Forward. | Total. | MEMORANDA. |
|---|---|---|---|
| 15 4 7 | 0 | | on Elliot. |

| NAME. | Su. 23 | M. 24 | Tu. 25 | W. 26 | Th. 27 | F. 28 | Sa. 29 |
|---|---|---|---|---|---|---|---|
| Miss Caldicot. Cranborough | | | c | | | | |
| Sl. Higgs. R N | | | | c | | | |
| Mr Stone Cherwell Croft | | | | c | | | |
| Capt Ferguson | | | | | | | |
| Rev. H Robertson | | | | | | c | |
| Dr W. Wilson | | | | | | | c |

| Charge. | | Brought Forward. | | Total. | | MEMORANDA. |
|---|---|---|---|---|---|---|
| 2 | 2 | 0 | | | | |
| 2 | 2 | 0 | | | | |
| | | | | | c | 82 Gelson, not fed |
| 2 | 2 | 0 | | | | |

| NAME. | Su. 30 | M. 1 | Tu. 2 | W. 3 | Th. 4 | F. 5 | Sa. 6 |
|---|---|---|---|---|---|---|---|
| a R Noble Worcester Sh. | | | c | | | | |

| Charge. | Brought Forward. | Total. | MEMORANDA. |
|---|---|---|---|
| | | | |

| NAME. | Su. 7 | M. 8 | Tu. 9 | W. 10 | Th. 11 | F. 12 | Sa. 13 |
|---|---|---|---|---|---|---|---|
| Mrs Hollin-Kelvey | | c | | | | | |
| Miss West | | | | c | | | |
| Dr Berthin | | | | | c | | |

| Charge. | Brought Forward. | Total. | MEMORANDA. |
|---|---|---|---|
| 2 6 | 6 | | |

| NAME. | Su. 14 | M. 15 | Tu. 16 | W. 17 | Th. 18 | F. 19 | Sa. 20 |
|---|---|---|---|---|---|---|---|
| Miss Wilkinson | | c | | | | | |
| Mr Green. D H | | | | | | | |
| Rev J E Coen | | | | | | | |
| Mrs. Currie | | | | c | | | |
| Mrs Bullock. 9. Mont. St. | | | | | c | | |
| Miss Mann. | | | | c | | c | |
| Mrs Huxley | | | | | | | c |
| Mrs Russell Thomas | | | | | | | c |

| Charge. | | Brought Forward. | | Total. | | MEMORANDA. |
|---|---|---|---|---|---|---|
| 2 | 2 | 0 | | | | |
| 2 | 2 | 0 | | | | |
| 3 | 3 | 0 | | | | |
| 2 | 2 | | | | | |
| 1 | 1 | | | | | |

| NAME. | Su. 21 | M. 22 | Tu. 23 | W. 24 | Th. 25 | F. 26 | Sa. 27 |
|---|---|---|---|---|---|---|---|
| Mr Molyneux DH. | C | C | C | C | | | |
| Mrs F. Skilles | | C | | | | | |
| Mrs Allport | | | C | | | | |
| Miss. Johns DH. | | | | C | | | |
| Mr Melvin | | | | C | | | |
| Mrs Mayres. Leeds. (DH Room | | | | C | | | |
| Maj Noel. Temple Guiting | | | | | | C | |
| Lady Hoare | | | | | | | C |

| Charge. | | Brought Forward. | | Total. | | MEMORANDA. |
|---|---|---|---|---|---|---|
| 31 | 10 | 0 | | | | |
| 2 | 2 | 0 | | | | |
| 2 | 2 | 0 | | | | |
| 5 | 0 | 0 | | | | |
| 37 | 16 | 0 | | | | C Dr Cox. Whitcombe & Kirkland |
| 3 | 3 | 0 | | | | of Chil. art – sol. conv. & |
| | | | | | | brains, aphasia &c |

| NAME. | Su. 28 | M. 29 | Tu. 30 | W. 31 | Th. 1 | F. 2 | Sa. 3 |
|---|---|---|---|---|---|---|---|
| Phil. Pye Smith | | | | c | | | |
| Mr. 78 Hall. Rugby | | | | | | | c |
| | Thorndike. | | | | | | |

| Charge. | Brought Forward. | Total. | MEMORANDA. |
|---|---|---|---|
| 5 L 10 | 0 | | |

| NAME. | Su. 4 | M. 5 | Tu. 6 | W. 7 | Th. 8 | F. 9 | Sa. 10 |
|---|---|---|---|---|---|---|---|
| Sir Thos. Raleigh | c | | | | | | |
| Mr Burckhardt Bisceter | | | | c | | | |
| Mrs Haines Wilney | | | | c | | | |
| Mrs Preston Minster Lovell | | | | c | | | |
| Mr Simmerton Shipston | | | | c | | | |
| Dr Strong | | | c | | | | |
| W H Frid 24 Earls Hill Rd Hyth | | | | | | c | |
| F. S. Natusch Barcelona | | | | | | c | |
| Mr Hetche, Warmford | | | | | | | |

| Charge. | | Brought Forward. | | Total. | | MEMORANDA |
|---|---|---|---|---|---|---|
| | | | | | | |
| | | | | | | |
| | | | | | | |

| NAME. | Su. 11 | M. 12 | Tu. 13 | W. 14 | Th. 15 | F. 16 | Sa. 17 |
|---|---|---|---|---|---|---|---|
| Gen Drew | | | c | | | | |
| Mr Pope | | | | c | | | |
| Mr Webb | | | | c | | | |
| Mrs Dougallys | | | | | c | | |
| Mr Cambridge | | | | | | c | |
| Miss Huxley | | | | | | c | |
| Lt. Hughes | | | | | | c | |

| Charge. | Brought Forward. | Total. | MEMORANDA. |
|---|---|---|---|
| 33 14 | 2 | | |

| NAME. | Su. 18 | M. 19 | Tu. 20 | W. 21 | Th. 22 | F. 23 | Sa. 24 |
|---|---|---|---|---|---|---|---|
| Mrs Newberry - [illegible] | | C | | | | | |
| Mrs Noel | ✓ | | | | | | |
| Mrs Campbell 18 March | 55 | | | | | | C |

Cardiff with the Royal Commission on Welsh Universities

| Charge. | | Brought Forward. | | Total. | | MEMORANDA. |
|---|---|---|---|---|---|---|
| 52 | 10 | 0 | | | | |
| | | | | | | c Dr Bevan |

| NAME. | Su. 25 | M. 26 | Tu. 27 | W. 28 | Th. 29 | F. 30 | Sa. 1 |
|---|---|---|---|---|---|---|---|
| Ld. Redesdale | c | | | | | | |
| Mr Andrews Toddington Mn | c | | | | | | c |
| Miss Andrews " " | c | | | | | | c |
| Miss Price . ot. | | | | | c | | |
| Mr Jeune | | | | | | | c |

Welsh Commission
Banger & Aberystwith.

| Charge. | Brought Forward. | Total. | MEMORANDA. |
|---|---|---|---|
| 29 8 0 | | | Mrs Sykes |
| | | | £5-0 b-charge |
| 2 2 0 | | | |

| NAME. | Su. 2 | M. 3 | Tu. 4 | W. 5 | Th. 6 | F. 7 | Sa. 8 |
|---|---|---|---|---|---|---|---|
| Mrs Douglas. Lettle yrk. | | | c | | | | |
| Mrs Merryweather. Brighton | | | | c | | | |
| Miss Bickmore. Leamington | | | | | c | | |
| Mr Barrows Stockport | | | | | | c | |

| Charge. | Brought Forward. | Total. | MEMORANDA. |
|---|---|---|---|
| 2 2 0 | | | Dr Clydesdale. |
| 63 0 0 | | | |
| 31 10 0 | | | |
| 262 0 0 | | | Dr Maudsley |

| NAME. | Su. 9 | M. 10 | Tu. 11 | W. 12 | Th. 13 | F. 14 | Sa. 15 |
|---|---|---|---|---|---|---|---|
| Mrs Appleton Dunklington | | | | C | | | |
| Mr Howell Cardiff | | | | | | C | |
| Mr Unwin Cheltenham | | | | | | | C |
| | Durham. | Newcastle on Tyne | | | | | |

| Charge. | Brought Forward. | Total. | MEMORANDA. |
|---|---|---|---|
| 12 12 0 | | | |
| 157 10 0 | | | |
| 42 0 0 | | | & Dr Brown |

| NAME. | Su. 16 | M. 17 | Tu. 18 | W. 19 | Th. 20 | F. 21 | Sa. 22 |
|---|---|---|---|---|---|---|---|
| Mrs Hirsch. Lond. | | | c | | | | |
| Capt Blackader Dsk | | c | | | c | | |
| Miss Willsden. Witney | | | c | | | | |
| Archdeacon Mackarnes Scarbon | | | c | | | | |
| Mr G Alexander 10 Park Villy | | | c | | | | |
| Mr Weaver Sc. Hunt in Can | | | | c | | | |
| Mr Campernowne | | | | | | | c |

| Charge. | | Brought Forward. | | Total. | | MEMORANDA. |
|---|---|---|---|---|---|---|
| 2 | 2 | 0 | | | | |
| 2 | 2 | 0 | | | | c Dr Harvey |
| 2 | 2 | | | | | Dr Taylor Scarboro |
| 5 | 5 | 0 | | | | Dr Sowden. Park St. Glos |
| 3 | 3 | 0 | | | | |

| NAME. | Su. 23 | M. 24 | Tu. 25 | W. 26 | Th. 27 | F. 28 | Sa 29 |
|---|---|---|---|---|---|---|---|
| Mr Hodgkin Reading | | c | | | | | |
| Mr Blackaden | | | c | | c | c | |
| Mr Jack Sheffield | | | c | | | | |
| Mr Diggle 24 Marla St | | | | c | | | |
| Miss Baller Muirhead Dr | | | | | | | c |
| Mr Young | | | | | | | |

| Charge. | | Brought Forward. | | Total. | | MEMORANDA. |
|---|---|---|---|---|---|---|
| 3 | 3 | 0 | | | | |
| 66 | 3 | 0 | | | | |
| 3 | 3 | 0 | | | | C O Gardner. my o card |
| 5 | 5 | 1 | | | | |

| NAME. | Su. 30 | M. 31 | Tu. 1 | W. 2 | Th. 3 | F. 4 | Sa. 5 |
|---|---|---|---|---|---|---|---|
| Capt. Blackader | | c | | | c | c | |
| Miss Thomas. Pick & pay. | | | | | | | c |
| | Mellon Hill | Linden. | Shorncliffe | Shorncliffe | c. " | Mackenzie | Linden |

| Charge. | | Brought Forward. | | Total. | | MEMORANDA. |
|---|---|---|---|---|---|---|
| 2 | ~ | ~ | | | | |

| NAME. | Su. 6 | M. 7 | Tu. 8 | W. 9 | Th. 10 | F. 11 | Sa. 12 |
|---|---|---|---|---|---|---|---|
| Mrs Laing, Head Hill | c | | | | | | |
| Dr Stevens Sprague (2a | | | c | | | | |
| Mrs Clark. Wilney | | | | c | | | |
| Mrs Sher. Dr. L Jones | | | | c | | | |
| J Bovell Johnson OSS | | | | | c | | |
| ~~Mrs~~ Lady Wright Dr Hallowell | | | | | | | c |

| Charge. | Brought Forward. | Total. | MEMORANDA. |
|---|---|---|---|
| 3 3 0 | | | |
| 2 2 0 | | | |
| 5 5 0 | | | |
| | | £40. mt b | . Whitcombe |

| NAME. | Su. 13 | M. 14 | Tu. 15 | W. 16 | Th. 17 | F. 18 | Sa. 19 |
|---|---|---|---|---|---|---|---|
| Mrs Morley Woodstock | | | | c | | | |

Hample
Emma

| Charge. | | Brought Forward. | | Total. | | MEMORANDA. |
|---|---|---|---|---|---|---|
| 1 | 2 | | | | | |

| NAME. | Su. 20 | M. 21 | Tu. 22 | W. 23 | Th. 24 | F. 25 | Sa. 26 |
|---|---|---|---|---|---|---|---|
| Mrs Philips. Caversfield Bicester | | | | | c | | |
| Miss Fitzgerald. Beau regard | | | | | | | c |
| Mr Fraser. Wallingford | | | | | | | |

Nelley

| Charge. | | Brought Forward. | Total. | MEMORANDA. |
|---|---|---|---|---|
| 2 | 2 0 | | | |
| 3 | 3 0 | | | |
| 15 | 15 0 | | | re Dr Leslie |

| NAME. | Su. 27 | M. 28 | Tu. 29 | W. 30 | Th. 31 | F. 1 | Sa. 2 |
|---|---|---|---|---|---|---|---|
| Capt. [illegible] | | | c | | | | |
| Lady. Wright | | | | | | c | |
| | | | | Salcombe Dem [illegible] | | | McLean |

| Charge. | Brought Forward. | Total. | MEMORANDA |
|---|---|---|---|
| | | | |

| NAME. | Su. 3 | M. 4 | Tu. 5 | W. 6 | Th. 7 | F. 8 | Sa. 9 |
|---|---|---|---|---|---|---|---|
| Mrs Steel Sheffield | | | | c | | | |

Bul. asso. Newcastle

| Charge. | Brought Forward. | Total. | MEMORANDA. |
|---|---|---|---|
| 135 | | | |

| NAME | Su. 10 | M. 11 | Tu. 12 | W. 13 | Th. 14 | F. 15 | Sa. 16 |
|---|---|---|---|---|---|---|---|
| Mr Edmonds. | | | c | | | | |
| Cecil Butler | | | c | | | | |
| Mr Lucas. Lord | | | | c | | | |
| Mr Stokes Newham Daventry | | | | c | | | |
| H L. Franklin Lord | | | | c | | | |
| Miss Fitzgerald | | | | c | | | |
| Lady Bateman | | | | c | | | |
| Col Morris | | | | | | c | |

Bamburgh. with Revere.

| Charge. | | Brought Forward. | | Total. | | MEMORANDA. |
|---|---|---|---|---|---|---|
| 2 | 2 | 6 | | | | |
| 2 | 2 | 0 | | | | Dr. Adams |
| 2 | 2 | 0 | | | | |
| 2 | 2 | 6 | | | | |
| 5 | 5 | 0 | | | | |
| 2 | 2 | | | | | |

| NAME. | Su. 17 | M. 18 | Tu. 19 | W. 20 | Th. 21 | F. 22 | Sa. 23 |
|---|---|---|---|---|---|---|---|
| B. Castleman, Kirklington | c | | | | | | |
| Mrs Wimberman. | | c | | | | | |

Cardiff & Pargnton.

| Charge. | | Brought Forward. | Total. | MEMORANDA. |
|---|---|---|---|---|
| 15 | 15 | 0 | | Dr Hen. Smith Bicester. cat 9. mos. pain |
| 10 | 10 | 0 | | no fever. well nour. all & Hamburg. |
| | | | | strongly upper gum. no periosteal |
| | | | | haemorrhages |
| | | | | cat 9 m. acute dysentery. Dr Wallis |

| NAME. | Su. 24 | M. 25 | Tu. 26 | W. 27 | Th. 28 | F. 29 | Sa. 30 |
|---|---|---|---|---|---|---|---|
| Mrs Yeo | | c | | | | | |
| Mr Straus | | | c | | | | |
| Mr Fraser Wallingford | | | c | | | | |
| Hon W Hearst, Toronto | | | | c | | | |
| Mrs Lloyd. Leamington | | | | c | | | |
| Mrs Wallace (Dr Johnston) | | | | c | | | |
| Maj Anderson | | | | | c | | |
| Maj. MacDonald | | | | | | c | |

| Charge. | | Brought Forward. | | Total. | | MEMORANDA |
|---|---|---|---|---|---|---|
| 5 | 5 | 0 | | | | |
| 15 | 15 | 0 | | | | |
| 2 | 2 | 0 | | | | |
| 2 | 2 | 0 | | | | Erythemelagia |
| 2 | 2 | 0 | | | | |

| NAME. | Su. 1 | M. 2 | Tu. 3 | W. 4 | Th. 5 | F. 6 | Sa. 7 |
|---|---|---|---|---|---|---|---|
| Mrs Baldwin Leamy | | | c | | | | |
| H S. Brenchley Sluvonwold | | | c | | | | |
| Geo Mathews. Burford | | | c | | | | |
| Miss Boller. | | | c | | | | |
| Mrs Milne | | | c | | | | |
| Miss Cabot | | | c | | | | |
| Mrs Warne Brown. Lingfield | | | | | | | c |

Laid up with cold & slight fever 3 days

| Charge. | Brought Forward. | Total. | MEMORANDA. |
|---|---|---|---|
| 2 2 0 | | | |
| | | | not [illegible] or [illegible] |
| 2 2 0 | | | |
| 2 2 0 | | | or cox Mortimer |
| 5 0 0 | | | |
| 2 2 0 | | | [illegible] |
| [illegible] 2 | | | |

| NAME. | Su. 8 | M. 9 | Tu. 10 | W. 11 | Th. 12 | F. 13 | Sa. 14 |
|---|---|---|---|---|---|---|---|
| Dr. Barlow. (Dallas S-m. L | | c | | | | | |
| Miss Gribble 32 Chester Ta | | | c | | | | |
| Ridley Thompson Bank Chm | | | c | | | | |
| Mr. Milne. Sheffield | | | | | | c | c |

| Charge. | | Brought Forward. | | Total. | | MEMORANDA. |
|---|---|---|---|---|---|---|
| 5 | 5 | 0 | | | | Dr Lisbon - Tenthby |
| 2 | 2 | 0 | | | | Bloxam Bank (Dr Penrose) |
| 110 | 0 | 0 | | | | 200 t charge Hadfield |

| NAME. | Su. 15 | M. 16 | Tu. 17 | W. 18 | Th. 19 | F. 20 | Sa. 21 |
|---|---|---|---|---|---|---|---|
| Bishop Browne. | | | | c | | | |
| Mrs. Lyndon Dix | | | | | | c | |

| Charge. | | Brought Forward. | | Total. | | MEMORANDA |
|---|---|---|---|---|---|---|
| 3 | 3 | 0 | | | | |

| NAME. | Su. 22 | M. 23 | Tu. 24 | W. 25 | Th. 26 | F. 27 | Sa. 28 |
|---|---|---|---|---|---|---|---|
| Miss Thomas St Hughes | c | | | | | | |
| Squire (Rev) Buckston | | c | | | | | |
| Miss Stewart & Co | | | | c | | | |
| Q Rollo Wardlaw | | | | | c | | +1 |
| Mrs Price. Head Hill | | | | | c | | |
| W R Scott. Glasgow. | | | | | c | | |

| Charge. | | Brought Forward. | | Total. | | MEMORANDA. |
|---|---|---|---|---|---|---|
| 2 | 2 | 0 | | | | |
| 100 | 0 | 0 | | | | Sutton – on. Hill. Derby. |
| | | | | | | on Cheran. Sudbury |
| 14 | 14 | | | | | on Pritchard & on Creasy |
| | | | | | | Gravesdes. on. Bush. |
| 2 | 2 | . | | | | Gravesdes on Collier |
| 5 | 0 | 0 | | | | on McFarlane. Glasgow |

| NAME. | Su. 29 | M. 30 | Tu. 31 | W. 1 | Th. 2 | F. 3 | Sa. 4 |
|---|---|---|---|---|---|---|---|
| Miss Hardbridge Basford | | c | | | | | |
| Miss Moss. Cor Hunt | | | c | | | | |
| Miss Bourne " " | | | c | | | | |
| Miss Fitzgerald. Co. | | | c | | | | |
| Miss. Derby | | | | | c | | |
| Col Malladew (Mrs) Dit | | | | | | c | |
| Miss Frost. Wilberforce Dit | | | | | c | | |

| Charge. | | Brought Forward. | | Total. | | MEMORANDA. |
|---|---|---|---|---|---|---|
| 2 | 2 | 0 | | | | |
| 2 | 2 | 0 | | not pa | | |
| 2 | 2 | 0 | | | | |
| 3 | 3 | 0 | | | | |
| 2 | 2 | 0 | | | | Dr Southern Derby |
| | | | | | | Dr. Heston. Tewkesbury |

| NAME. | Su. 5 | M. 6 | Tu. 7 | W. 8 | Th. 9 | F. 10 | Sa. 11 |
|---|---|---|---|---|---|---|---|
| Mrs Wellick Mortimer. | | | C | | | | |
| Miss Adams in | | | | C | | | |
| Mrs J. J. Scott. Folkestone | | | | | C | | |
| Miss. Armstrong. ost | | | | | | | C |
| Harry Chandler | | | | | | C | |

| Charge. | | Brought Forward. | | Total. | | MEMORANDA |
|---|---|---|---|---|---|---|
| 35 | 14 | 0 | | | | 25 Robinson St. Hamilton O |
| | | | | | | T40 6 ch Am 4. Co. Hagm |
| | | | | | | can mm |
| 3 | 3 | | | | | |

| NAME. | Su. 12 | M. 13 | Tu. 14 | W. 15 | Th. 16 | F. 17 | Sa. 18 |
|---|---|---|---|---|---|---|---|
| Mrs Charlbury | | c | | | | | |
| Miss Tatham, abingdon | | | | c | | | |
| Lt. Guest. | | | | | c | | |
| Mrs Slesson. (Rodney.) | | | | c | | | |
| Mrs Guest. 26 Park Lane. | | | | | c | | |
| C J Bullen. Keble | | | | | c | | |
| Mrs Mott. Cuddesden | | | | | c | | |
| Mrs Hewlett. Hazelmann | | | | | | c | |
| Mrs Simmonds. | | | | | | | c |

| Charge. | | Brought Forward. | | Total. | | MEMORANDA. |
|---|---|---|---|---|---|---|
| | | | | | | Dr Croley Chartbury £15.15. tch |
| 2 | 2 | 0 | | | | |
| 5 | 5 | 0 | | | | |
| 48 | 6 | 0 | | | | £48. 1 ch. Dr Haynes |
| 2 | 2 | | | | | c or Lizzie |

| NAME. | Su. 19 | M. 20 | Tu. 21 | W. 22 | Th. 23 | F. 24 | Sa. 25 |
|---|---|---|---|---|---|---|---|
| Miss C. of Mrs. Smith | | C | | | | | |
| Miss Upton Letterman | | | C | | | | |
| Capt. Montgomery. Name | | | | C | C | | |

Brought Forward

| Charge. | | Brought Forward. | | Total. | | MEMORANDA. |
|---|---|---|---|---|---|---|
| 3 | 3 | 0 | | | | Dr. Lizzie<br>athlete – pain, stt. of breath<br>on ♃. 1 no Endag. 4 mus.<br>apex at murmur – not<br>altered by posture |

| NAME. | Su. 26 | M. 27 | Tu. 28 | W. 29 | Th. 30 | F. 1 | Sa. 2 |
|---|---|---|---|---|---|---|---|
| Mrs Wilson C. or Rec | C | | | | | | |
| Mrs Connell Milford | | | | C | | | |
| Dr. Milford | | | | | C | | |

| Charge. | | Brought Forward. | | Total. | | MEMORANDA. |
|---|---|---|---|---|---|---|
| 2 | 2 | 0 | | | | Ulcer dwd. . on Hornsh |
| 2 | 2 | 0 | | | | To see Mozarta |

| NAME. | Su. 3 | M. 4 | Tu. 5 | W. 6 | Th. 7 | F. 8 | Sa. 9 |
|---|---|---|---|---|---|---|---|

I did not feel very well on Saturday p.m. the 2nd. I felt on Sunday that I had taken cold & remained in bed. I had no fever but slight laryngitis, no cough, no coryza.. ~~I got~~ To head it off I stayed in bed 5-7th. I got up Friday p.m. & felt much better Saturday Col. Hodgetts came to lunch. & I saw a gentleman from Rugby.

next page

| Charge. | Brought Forward. | Total. | MEMORANDA. |
|---|---|---|---|
| | | | |

| NAME. | Su. 10 | M. 11 | Tu. 12 | W. 13 | Th. 14 | F. 15 | Sa. 16 |
|---|---|---|---|---|---|---|---|

Got up Sunday 10th & was about the house. In eve felt badly, shilly & vomited. Fever in the night & cough began. No T. Monday 11. Fever in the night & a great deal of cough - almost incessant. 12th, definite rusty sputa, no pain. Coughed at intervals very hacking. Gibson found slight signs at left base - & a rub - & a slight impaired of resonance. Cough very bad, sputa very tenacious. T. normal all day. Fever at night. 13th. T. normal pulse 64. cough still bad sputa not rusty. Microscopically abundant pneumococci. 14 no fever, cough bad. Heroin controlled it a little. bad in getting to sleep, 15th better, cough less. 16th much better, 11th-12 & 13 sweats at night. Very curious attack resembling the one I had in Baltimore in 1901 or 1902. Evidently - a slight pneumonia

| Charge. | Brought Forward. | Total. | MEMORANDA. |
|---|---|---|---|
| | | | |

| NAME. | Su. 17 | M. 18 | Tu. 19 | W. 20 | Th. 21 | F. 22 | Sa. 23 |
|---|---|---|---|---|---|---|---|

In bed all week. Cough better .. rather weak & knuckles out

| Charge. | Brought Forward. | Total. | MEMORANDA. |
|---|---|---|---|

| NAME. | Su. 24 | M. 25 | Tu. 26 | W. 27 | Th. 28 | F. 29 | Sa. 30 | Su. 31 |
|---|---|---|---|---|---|---|---|---|
| up. on 2 4th. Down to dinner on Xmas.. Remained very huskly all week. | | | | | | | | |
| Rev Mr Moss | | | | | | | | C |

| Charge. | Brought Forward. | Total. | MEMORANDA. |
|---|---|---|---|
| L 2 6 | | | |

## GENERAL MEMORANDA.

GENERAL MEMORANDA.

GENERAL MEMORANDA.

GENERAL MEMORANDA.

GENERAL MEMORANDA.

GENERAL MEMORANDA.

GENERAL MEMORANDA.

GENERAL MEMORANDA.

| Name of Father. | Age | Name of Mother. | Age | End Last Menst. | Date Exptd. Conf't. | Date Del'd. |
|---|---|---|---|---|---|---|
| | | | | | | |
| | | | | | | |
| | | | | | | |

| Name of Child. | No. | Sex | Race. | Wght. | Lgth. | Presentation. | Address. |
|---|---|---|---|---|---|---|---|
| | | | | | | | |

| Name of Father. | Age | Name of Mother. | Age | End Last Menst. | Date Exptd. Conf't. | Date Del'd. |
|---|---|---|---|---|---|---|
| | | | | | | |
| | | | | | | |
| | | | | | | |

| Name of Child. | No. | Sex | Race. | Wght. | Lgth. | Presentation. | Address |
|---|---|---|---|---|---|---|---|
| | | | | | | | |

| Name of Father. | Age | Name of Mother. | Age | End Last Menst. | Date Exptd. Conf't. | Date Del'd. |
|---|---|---|---|---|---|---|
| | | | | | | |
| | | | | | | |
| | | | | | | |

| Name of Child. | No. | Sex | Race. | Wght. | Lgth. | Presentation. | Address. |
|---|---|---|---|---|---|---|---|
| | | | | | | | |

| Name of Father. | Age | Name of Mother. | Age | End Last Menst. | Date Exptd. Conf't. | Date Del'd. |
|---|---|---|---|---|---|---|
| | | | | | | |
| | | | | | | |
| | | | | | | |

| Name of Child. | No. | Sex | Race. | Wght. | Lgth. | Presentation. | Address. |
|---|---|---|---|---|---|---|---|
| | | | | | | | |

| Name of Father | Age | Name of Mother. | Age | End Last Menst. | Date Exptd. Conf't. | Date Del'd. |
|---|---|---|---|---|---|---|
| | | | | | | |
| | | | | | | |
| | | | | | | |

| Name of Child. | No. | Sex | Race. | Wght. | Lgth. | Presentation. | Address. |
|---|---|---|---|---|---|---|---|
| | | | | | | | |
| | | | | | | | |
| | | | | | | | |

| Name of Father. | Age | Name of Mother. | Age | End Last Menst. | Date Exptd. Conf't. | Date Del'd. |
|---|---|---|---|---|---|---|
| | | | | | | |
| | | | | | | |
| | | | | | | |

| Name of Child. | No. | Sex | Race. | Wght. | Lgth. | Presentation. | Address. |
|---|---|---|---|---|---|---|---|
| | | | | | | | |

| NAME. | DATE. | RESULT. |
| --- | --- | --- |
| | | |

| NAME. | DATE. | RESULT. |
| --- | --- | --- |
| | | |

| NAME. | DATE. | RESULT. |
| --- | --- | --- |
| | | |
| | | |
| | |

| NAME. | DATE. | RESULT. |
| --- | --- | --- |

| NAME AND ADDRESS OF DECEASED. | AGE. Y. | M. | D. | COLOR. | Single or married |
|---|---|---|---|---|---|
| | | | | | |

| Mr'd, Single or Widowed | PLACE AND CAUSE OF DEATH. | DATE. |
| --- | --- | --- |

| NAME AND ADDRESS OF DECEASED. | AGE. Y. | M. | D. | COLOR. |
|---|---|---|---|---|
| | | | | |

| Mr'd, Single or Widowed | PLACE AND CAUSE OF DEATH. | DATE. |
| --- | --- | --- |

ADDRESSES OF PATIENTS.

ADDRESSES OF PATIENTS.

ADDRESSES OF PATIENTS.

ADDRESSES OF PATIENTS.

ADDRESSES OF NURSES.

| Bill Sent. | Name. | Amount Charged. | Amount Paid. | When Paid. |
|---|---|---|---|---|
| Jan 1 | Ewelme | | 62 10 0 | |
| 2 | Mrs Haverfield. | | 2 2 0 | |
| 4 | Ld Clifford's orders | | 210 0 0 | |
| 11 | Dominion Bank | | 61 12 10 | |
| 8 | Rept. Fowler | | 2 2 0 | |
| 9 | Mrs Higgins | | 2 2 0 | |
| 10 | Ld. Clifford | | 200 0 0 | |
| " | C P R & 177 (£6.9.10 Income Tax) | | 37 1 10 | |
| " | Tor. G as 125 (4.11.2. Inc Tax | | 26 10 " | |
| 12 | Miss Taylor | | 10 10 0 | |
| 10 | Mrs Cowles | | 2 2 0 | |
| 9 | Mrs Knight | | 2 2 " | |
| 10 | E Taylor | | 5 " " | |
| 14 | Mrs Fisher | | 66 6 0 | |
| 15 | Miss Clark | | 66 6 " | |
| " | E G Smith | | 2 2 " | |
| 18 | Can. Per. 1/4 d | | 10 4 7 | |
| 12 | McKays & 226 | | 45 0 0 | |
| " | Mrs Wilkes | | 40 0 " | |
| 20 | William Johnston | | 300 0 0 | |
| 24 | Mrs Turner | | 126 0 " | |
| 29 | Marlboro | | 10 0 " | |
| Feb 3 | Mrs Nash | | 2 2 " | |
| " | Mrs Asquith | | 10 10 " | |
| " | Mrs Mears | | 2 2 0 | |
| " | Ch. Duty | | 12 15 7 | |
| 6. | Mortgage Jas Shaw. Interest & 216 = | | 43 15 11 | |
| 12 | Mrs Russel N.Y. | | 50 0 " | |
| 17 | Mrs Thomas | | 5 5 0 | |
| | | | £ 1428 9 0 | |

| Bill Sent. | Name. | Amount Charged. | | Amount Paid. | | When Paid. |
|---|---|---|---|---|---|---|
| | Forward | | £ | 1428 | 9 | 0 |
| 13 | Imp Bll 735 | | | 145 | 0 | 0 |
| 16 | Maj. Morris | | | 2 | 2 | 0 |
| " | Mrs Nelson | | | 2 | 2 | 0 |
| 20 | Maj Proctor | | | 31 | 10 | 0 |
| 21 | Clarke Estate | | | 105 | 0 | 0 |
| 22 | Mrs Bradson | | | 2 | 2 | 0 |
| " | Maj. Smith | | | 2 | 2 | 0 |
| 24 | Mr Stevens | | | 5 | 5 | 0 |
| " | Rad Trav Fellow. | | | 11 | 13 | 4 |
| " | Mr Stevens | | | 2 | 2 | 0 |
| Mch 3 | Prof Haverfield. | | | 2 | 2 | 0 |
| 8 | C.P.R Spec Inv Fund $135 & 42.60 | | | 37 | 1 | 10 |
| 9 | Mrs Knox | | | 2 | 2 | 0 |
| 10 | Mrs Elford | | | 2 | 2 | 0 |
| 19 | S & I. Bll Mitchell | | | | 17 | 6 |
| 27 | Sir Robt. Hadfield | | | 210 | 0 | 0 |
| 30 | Lawn Stephens | | | 5 | 5 | 0 |
| 31 | Mr David | | | 2 | 2 | 0 |
| Apl. | Cuddle & Co. S & I | | | | 10 | 6 |
| " | Eveline | | | 62 | 10 | 0 |
| 2 | Dominion Bank | | | 61 | 12 | 0 |
| 4 | Mrs Bolan | | | 2 | 2 | 0 |
| [illegible] | Mrs Budd | | | 3 | 3 | 0 |
| " | Mrs Moore | | | 2 | 2 | 0 |
| " | C.P.R. $177 - 6% Ex (9-4-9) | | | 36 | 19 | 2 |
| 12 | Tor. Gas $125 - 5% - 6-10 | | | 26 | 6 | 0 |
| " | Mr Treeveke | | | 2 | 2 | 0 |
| " | Mr Dixon | | | 5 | 0 | 0 |
| | | | £ | 2201 | 2 | 0 |

| Bill Sent. | Name. | Amount Charged. | | Amount Paid. | | When Paid. |
|---|---|---|---|---|---|---|
| Forward | — | | £ | 2201 | 2 | 0 |
| Ap 13 | Mackg Co $226 - 3/6 = 8-3-2 | | | 46 | 12 | 3 |
| " 15 | Mrs Thos Davidson | | | 2 | 2 | 0 |
| " " | Ch. ch. £20 | | | 25 | 0 | 0 |
| " 14 | Mrs Beaumont | | | 2 | 2 | 0 |
| " 17 | Can. Pennant | | | 10 | 4 | 7 |
| " 19 | Miss Regley | | | 157 | 7 | 0 |
| " 20 | Mrs Tatham | | | 6 | 6 | 0 |
| 26 | Mrs Caldicott | | | 2 | 2 | 0 |
| " | St. Higgs | | | 2 | 2 | 0 |
| May 2 | Soo RR. $812 = 169.19 - 42.9 | | | 127 | 9 | 0 |
| " 5 | Mrs Hollin | | | 2 | 2 | 0 |
| 10 | Mrs Wilkinson | | | 2 | 2 | 0 |
| " | Mrs Coen | | | 2 | 2 | 0 |
| " | Mrs Currie | | | 3 | 3 | 0 |
| 20 | Mrs Bigell Thomas | | | 2 | 2 | 0 |
| " | Miss Hartley | | | 2 | 2 | 0 |
| 22 | Lewis a Stone | | | 3 | 3 | 0 |
| " | Fred Stokes | | | 31 | 10 | 0 |
| 2[illegible] | Mrs Allport | | | 2 | 2 | 0 |
| 24 | ~~Joseph~~ Mahon | | | 2 | 2 | 0 |
| 25 | Mrs Mayers | | | 5 | 0 | 0 |
| 26 | Maj. Noel | | | 37 | 16 | 0 |
| 28 | Lady Hoare | | | 3 | 3 | 0 |
| May 2 | Imp BK. May 2. 552 | | | 110 | 10 | 0 |
| June 3 | Bill Mont £79.16.7 (-5th | | | 59 | 17 | 5 |
| " " | Mrs Hill | | | 52 | 10 | 0 |
| " | Tupper Estate | | | 63 | 0 | 0 |
| | | | £ | 2969 | 0 | 0 |

| Bill Sent. | Name | Amount Charged. | Amount Paid. | When Paid. |
|---|---|---|---|---|
| Jan | Forward | | £ 2969. | 0 0 |
| 7 | Mrs Summerton | | 2 | 2 0 |
| " | Mrs Haines | | 2 | 2 0 |
| " | Mrs | | 2 | 2 0 |
| 9 | Mr Nalusch | | 2 | 2 0 |
| " | Mr Fletcher | | 3 | 3 0 |
| 14 | Lord Lyman | | 47 | 5 0 |
| " | Mrs Douglas | | 2 | 2 0 |
| " | Gen. Prior | | 35 | 14 2 |
| 14 | Mrs Newberry | | 52 | 10 0 |
| " | Mr Blair | | 2 | 2 0 |
| 25 | Ld Redesdale | | 29 | 8 0 |
| Aug 1 | Bookl. Acts 1771 = | | 355 | 0 0 |
| Sept 1 | Mrs Campbell | | 10 | 10 0 |
| " | Eveline | | 62 | 10 0 |
| 2 | Mr Jeune | | 2 | 2 0 |
| 3 | Dominion Bk | | 61 | 12 10 |
| 4 | Mrs Douglas | | 2 | 2 0 |
| 5 | Mrs Merzweather | | 63 | 0 0 |
| 6 | Mr Bickmore | | 31 | 10 0 |
| 7 | Mr Burrows | | 262 | 0 0 |
| 11 | Mr Andrews | | 105 | 0 0 |
| " | Cons. Gas $125 | | 26 | 6 0 |
| 11 | Rch. 2.11.1 | | 25 | 0 0 |
| " | Mrs Ellison | | 2 | 2 0 |
| 11 | Mr Appleton | | 62 | 12 0 |
| 14 | Mr Howell | | 157 | 10 0 |
| " | CPR $177 | | 36 | 19 0 |
| " | McKays 226 | | 46 | 12 |
| | | | £ 4412 | 0 0 |

| Bill Sent. | Name. | Amount Charged. | Amount Paid. | | When Paid. |
|---|---|---|---|---|---|
| " | Forward | | £4412 | 0 | 0 |
| July 16 | Mr. Unwin | | 42 | 0 | 0 |
| 18 | Mr Alexander | | 5 | 5 | 0 |
| " | Mrs Hirsch | | 2 | 2 | 0 |
| " | Mrs Willsden. | | 2 | 2 | 0 |
| " | Can Per. gully do | | 10 | 4 | 7 |
| 20 | Arch McKarness | | 2 | 2 | 0 |
| 24 | Mr Hodgkin | | 3 | 3 | 0 |
| 25 | Mr Jack (Hadfield) | | 66 | 3 | 0 |
| 26 | Mr Diggle | | 3 | 3 | 0 |
| 26 | Mr Campernowns | | 3 | 3 | 0 |
| 28 | Mr Young | | 5 | 5 | 0 |
| Aug 5 | Miss Thomas | | 2 | 2 | 0 |
| 8 | Mr Lang | | 3 | 3 | 0 |
| " 11 | Drop Bank $435.(£87.5) | | 187 | 9 | 0 |
| 12 | Mrs Lack. | | 2 | 2 | 0 |
| " | Mr Stein | | 5 | 5 | 0 |
| 13 | Mrs Morley | | 2 | 2 | 0 |
| 25 | Mrs Phillips | | 2 | 2 | 0 |
| 26 | Mr Fitzgerald | | 3 | 3 | 0 |
| " | Mr Fraser | | 15 | 15 | 0 |
| Sept 1 | Bill Mudred £57.5.0 = 5% | | 42 | 15 | 4 |
| 4 | Lady Wright | | 42 | 0 | 0 |
| 8 | Mr Steel. | | 135 | 0 | 0 |
| 12 | Chas Edmonds. | | 2 | 2 | 0 |
| 14 | Mr Lincs | | 2 | 2 | 0 |
| " | Mr Stiles | | 2 | 2 | 0 |
| " | Mr Franklin | | 2 | 2 | 0 |
| 14 | Mr Fitzgerald | | 2 | 2 | 0 |
| | | | £4910 | 11 | 6 |

| Bill Sent. | Name. | Amount Charged. | Amount Paid. | | When Paid. |
|---|---|---|---|---|---|
| Apl 13 | Forward | £ | 4910 | 11 | 0 |
| " | Lady Boleman | | 5 | 5 | 0 |
| 14 | C P R. 6 Oz. Notes 135 + 42 | | 28 | 7 | 4 |
| " | Mr Brockhardt | | 2 | 2 | 0 |
| 16 | Col Morris | | 2 | 2 | 0 |
| 17 | Cartleman | | 15 | 15 | 0 |
| 18 | H J Midwinter | | 10 | 10 | 0 |
| 24 | Mrs Y Co | | 5 | 5 | 0 |
| 25 | Capt Fraser | | 15 | 15 | 0 |
| 26 | Mrs Callao | | 2 | 2 | 0 |
| " | Miss Lloyd | | 2 | 2 | 0 |
| 29 | Maj Anderson | | 2 | 2 | 0 |
| Apl 2 | Mr Strong | | 6 | 6 | 0 |
| 2 | Dom Bk £ 61.12.10 | | 2 | 2 | 0 |
| 3 | Miss Boller | | 2 | 2 | 0 |
| " | Mrs Baldwin | | 2 | 2 | 0 |
| " | Mr Mathews | | 2 | 2 | 0 |
| " | Mr Milne | | 5 | 0 | 0 |
| 4 | Mr Bradley | | 3 | 3 | 0 |
| 5 | Mr Strauss | | 5 | 5 | 0 |
| " | Eveline | | 62 | 10 | 0 |
| " | Dom. Bk 61.120 + | | 89 | 8 | 5 |
| 7 | Mrs Warne Brown | | 2 | 2 | 0 |
| 10 | Miss Grubble | | 5 | 5 | 0 |
| " | Mr R. Thompson | | 2 | 2 | 0 |
| 22 | Mr Milne (Hadfield (Dom Bk | | 210 | 0 | 0 |
| 23 | Bush Browne | | 3 | 3 | 0 |
| 22 | Miss Thomas | | 2 | 2 | 0 |
| 23 | Mr Backston (Dom Bk. 21 | | 100 | 0 | 0 |
| | | £ | 5516 | 12 | 9 |

£3282 paid

| Bill Sent. | Name. | Amount Charged. | | Amount Paid. | | When Paid. |
|---|---|---|---|---|---|---|
| Oct 23 | Forward | | | 5516 | 12 | 9 |
| " 16 | Can. Permanent | | | 10 | 10 | |
| " | C P R. 177 = 37.3.6 5% | | | 27 | 17 | 7 |
| " | McKay Cables 226 - 7 5/8 in 1L = | | | 30 | 15 | 4 |
| " | Toronto Gas = 26.3.6 = | | | 19 | 12 | 10 |
| 26 | Mrs. Scott | | | 5 | 0 | 0 |
| 28 | Miss Pine | | | 2 | 2 | 0 |
| 30 | Miss Handbridge | | | 2 | 2 | 0 |
| " | Gilbert Rollo | | | 14 | 14 | 0 |
| 31 | Miss Bourne | | | 2 | 2 | 0 |
| " | Mrs Fitzgerald | | | 3 | 3 | 0 |
| Nov 3 | Miss Moss | | | 2 | 2 | 0 |
| 4 | Miss | | | 2 | 2 | 0 |
| 6 | Mrs Oldwall | | | 5 | 5 | 0 |
| 7 | Mrs Lyon. Way of Life | | | 1 | 1 | 0 |
| " | Mrs Willnick | | | 35 | 14 | 0 |
| 8 | Harry Chavalier | | | 3 | 3 | 0 |
| 9 | Too. com. prefer | | | 130 | 0 | 0 |
| 10 | Miss Tallman | | | 2 | 2 | 0 |
| 16 | Mrs Molt | | | 5 | 5 | 0 |
| 17 | Mrs Simmonds | | | 2 | 2 | 0 |
| 18 | Text book | | | | | |
| " | Appleton & Co Book $790 = | | | 160 | 0 | 0 |
| " | Learnington | | | 48 | 6 | 0 |
| 21 | Mr Clark | | | 3 | 3 | 0 |
| 22 | Miss Upton | | | 3 | 3 | 0 |
| 28 | Mr Wilson | | | 2 | 2 | 0 |
| 26 | Mr Connell | | | 2 | 2 | 0 |
| | | | | £6036. | 1. | 0 |

| Bill Sent. | Name. | Amount Charged. | | Amount Paid. | | When Paid. |
|---|---|---|---|---|---|---|
| | Forward | | £ | 6036 | 1 | 6 |
| Dec 1 | Mrs Beatrick | | | 220 | 0 | 0 |
| 2. | Mr Ford. | | | 9 | 9 | 0 |
| 11 | Bk Mont. 277 + bonus 111 = 388 = | 79.16 = 59 17 | | 79 | 16 | 0 |
| 16 | Imp Bk 435 | | | 87 | 0 | 0 |
| 30 | Mr Moss | | | 2 | 2 | 0 |
| | | | £ | 6424 | 10 | 0 |

| Bill Sent. | NAME. | Amount Charged. | Amount Paid. | When Paid. |
|---|---|---|---|---|
| | | | | |
| | | | | |
| | | | | |

| Bill Sent. | Name. | Amount Charged. | Amount Paid. | When Paid. |
|---|---|---|---|---|
| | from Grace Oct 2. 2400. | | | |
| | Invested | | | |
| | Jan 10. Estate Duty fund | | £ 400 | -0-0 |
| | ~~Jan~~ 24 " " " | | 400 | " " |
| | March 27. | | 200 | " " |
| | July own Bill | $ 2500 | 500 | |
| | Oct. 24 = $1477. | | 310 | |

| Bill Sent. | NAME. | Amount Charged. | Amount Paid. | When Paid. |
|---|---|---|---|---|
| | | | | |

| Bill Sent. | Name. | Amount Charged. | Amount Paid. | When Paid. |
|---|---|---|---|---|
| Jan | ~~Mrs Clark 43 up Gros St~~ | | ~~63~~ | ~~[illegible]~~ |
| " | ~~Mrs Fisher 77 Grosvenor St~~ | | ~~63~~ | ~~[illegible]~~ |
| " | ~~Mrs Asquith~~ | | ~~10 10 0~~ | |
| " | ~~Dorothy Marlborough~~ | | 10 10 0 | |
| Nov 26 | Mrs Benlick | 4 at 5 2 10 = | 210 | |
| | | 1 at 10 | 10 | |
| | | 3 at 3 | 9 | |
| | | | 229 | |
| " | Mrs J J Stott | | 140 | |

| Bill Sent. | NAME. | Amount Charged. | Amount Paid. | When Paid. | Bill Sent. |
|---|---|---|---|---|---|
| | | | | | |
| | | | | | |
| | | | | | |

| Bill Sent. | Name. | Amount Charged. | Amount Paid. | When Paid. |
|---|---|---|---|---|
| | | | | |

| Bill Sent. | NAME. | Amount Charged. | Amount Paid. | When Paid. |
|---|---|---|---|---|
| | | | | |

| Bill Sent. | NAME | Amount Charged. | Amount Paid. | When Paid |
|---|---|---|---|---|
| | | | | |

| Bill Sent. | NAME. | Amount Charged. | Amount Paid. | When Paid. |
|---|---|---|---|---|
| 2 | [illegible] | | 2 2 | 0 |
| " | [illegible] | | 61 12 | 0 |
| " | [illegible] | | 2 2 | 0 |
| " | [illegible] | | 62 10 | 0 |
| 3 | [illegible] | | 2 2 | 0 |
| " | [illegible] | | | |
| 4 | [illegible] | | 2 2 | 0 |
| " | [illegible] | | | |
| " | [illegible] | | 3 3 | 0 |
| 5 | [illegible] | | 4 4 | 0 |
| " | [illegible] | | | |
| 6 | [illegible] | | 2 2 | 0 |
| 8 | [illegible] | | 3 3 | 0 |
| 11 | [illegible] | | 5 2 | 0 |
| 9 | [illegible] | | 2 2 | 0 |
| 10 | [illegible] | | | |
| 11 | [illegible] | | 2 2 | 0 |
| " | [illegible] | | 100 0 | 0 |
| 12 | [illegible] | | | |
| 11 | [illegible] | | 105 0 | 0 |
| 19 | [illegible] | | | |
| " | [illegible] | | 2 2 | 0 |
| " | [illegible] | | 20 1 | 11 |
| " | [illegible] | | 10 4 | 7 |
| 20 | [illegible] | | | |
| 19 | [illegible] | | | |
| 22 | [illegible] | | 2 2 | 0 |
| " | [illegible] | | | |
| 23 | [illegible] | | 2 2 | 0 |

| Bill Sent. | Name. | Amount Charged. | Amount Paid. | | When Paid. |
|---|---|---|---|---|---|
| 27 | Mrs Bullen (Dst.) | | | | |
| " | Mrs Locken Dst. | | | | |
| " | Capt Rusert Dst | | | | |
| " | Rev Mr Harris Dst | | | | |
| 2[illegible] | C. Bartholomew Blakeley Hall on Guelph | | 52 | 10 | 0 |
| [illegible] | Mrs Berry Corbine | | 2 | 2 | 0 |
| " | Winnipeg Mortg $382 = 71.12.7 | | 71 | 12 | 7 |
| | Mrs Scott Hamilton | | 140 | 0 | 0 |
| 63 | Mrs Gloucester | | 2 | 2 | 0 |
| 5 | Mrs Shepherd Ch. Dst | | | | |
| " | Dean Slavin Dst | | | | |
| " | Thos Heath Dst. | | | | |
| 6 | Dist on Warrant | | 3 | 14 | 0 |
| " | Jh Noel Phillips | | 2 | 2 | 0 |
| " | Mrs Wilson | | 2 | 2 | 0 |

| Bill Sent. | NAME. | Amount Charged. | Amount Paid. | When Paid |
|---|---|---|---|---|
| | | | | |
| | | | | |
| | | | | |

MS
Acc. no. 302
v. 12