FROM
THE LIBRARY
OF
SIR WILLIAM OSLER, BART.
OXFORD

1895, 1896, 1897

THE

MEDICAL NEWS

VISITING-LIST.

1895.

THIRTY PATIENTS PER WEEK.



Vol VI

PHILADELPHIA:
LEA BROTHERS & CO.
1894.

Copyright, 1894, by Lea Brothers & Co.

CONTENTS.

	PAGE
How to Keep Accounts	3
How to Keep the Visiting-List	3
Signs of Dentition	3
To Find Day of Confinement	4
Thermometric Scales	4
Weights and Measures (Ordinary and Metric)	4
Comparative Scales	5
Examination of the Urine	6–9
Important Incompatibles	9
Artificial Respiration	10
Table of Eruptive Fevers	11
Poisons and Antidotes	12–13
Table of Doses	14–19
Therapeutic Reminders	20–27
Ligation of Arteries	28–32

Daily Record	34–139
General Memoranda	140–147
Obstetric Engagements and Practice	148–159
Vaccinations	160–163
Death Register	164–167
Addresses of Patients	168–171
Addresses of Nurses	172–173
Cash Account	174–192

HOW TO KEEP ACCOUNTS.

1. Keep your visiting list in such a way that you can fully explain it.
2. Transfer a record of your services at short intervals to a ledger, stating the items.

HOW TO KEEP THE VISITING LIST.

ENTER the names in the proper columns, and, in case of a new patient, the address (or husband's or parent's name and address) in the right-hand page under the head of "Memoranda." Under the proper date make a little dot • in lead pencil for a visit *to be paid*, and if at a special hour, write this down: 10 A. M. When a visit is paid make a diagonal stroke in ink, /. When several visits are paid a series of strokes, ////, may be made, or one with a little star */, and in the memorandum column the number of visits, "*4 visits," may be written in. A night-visit should be marked *N*. For an expected office case a small circle in lead pencil, o, should be made, and when the patient has come an O may be written in ink. For a consultation write **C*, and in the "Memoranda" "Consultation with Dr. ——" (whoever asked you in consultation). When you *call* a consultant mark the visit */, and in the "Memoranda" column write "*Dr. —— in consultation." A confinement case may be marked *Cf.*, and anything special noted in column for memoranda. A vaccination should be marked *V*.

SIGNS.

•	*Visit to be made.*
/	*Visit made.*
••	*Second Visit to be made same day.*
//	*Second Visit made.*
N	*Night Visit.*
o	*Office Visit expected.*

O	*Office Visit.*
C	*Consultation (when you are the consultant).*
Cf.	*Confinement Case.*
V	*Vaccination.*
*	*Refers to a special note in column headed "Memoranda."*

DENTITION.

THE first teeth usually appear at about the seventh month, but they may be cut earlier or later without any presumption of disease. The first or temporary set of teeth numbers twenty, and appears approximately as follows (the numbers indicate months):

Molars.	Canine.	Incisors.	Canine.	Molars.
24—12	18	9—7—7—9	18	12—24

The permanent teeth appear about as follows (the numbers indicate years):

Molars.	Bicuspids.	Canine.	Incisors.	Canine.	Bicuspids.	Molars.
25—13—6	10—9	11	8—7—7—8	11	9—10	6—13—25

TO FIND DAY OF CONFINEMENT.

COUNT backward three months from the last day of menstruation, and add one year and seven days to the date thus reached. It should never be forgotten that an exact reckoning of the date of confinement is impossible, errors of one or two weeks being sometimes made.

THERMOMETRIC SCALES.

To convert Degrees of the Centigrade Scale into those of Fahrenheit: Multiply the number of the former by 9 and divide by 5; if the temperature was above the freezing-point (0°), add 32°; if it was below the freezing-point, subtract the result from 32°.

To convert Degrees of the Fahrenheit Scale into those of Centigrade: If the temperature be above the freezing-point (32°), subtract 32: if it be below the freezing-point, subtract the number from 32; then multiply the remainder by 5 and divide by 9.

In taking temperatures, the thermometer should always be used in the same situation (axilla, mouth, etc.), and left in for the same length of time (from five to seven minutes). It is important also, in keeping a record or making a report, to state the situation of the thermometer.

ORDINARY WEIGHTS AND MEASURES.

Troy, or Apothecaries', Weight.

20 grains (gr.)	= 1 scruple (ʒ)	= 20 grains.
3 scruples	= 1 drachm (ʒ)	= 60 "
8 drachms	= 1 ounce (ʒ)	= 480 "
12 ounces	= 1 pound (lb)	= 5760 "

Wine, or Apothecaries', Measure.

60 minims (♏)	= 1 fluidrachm.
8 fluidrachms (fldr.)	= 1 fluidounce.
16 fluidounces (floz.)	= 1 pint.
2 pints (O)	= 1 quart.
4 quarts	= 1 gallon (Cong.) = 321 cubic inches.

Linear Measure.

12 lines = 1 inch.

THE METRIC SYSTEM.

THIS system gets its name from the meter, which is the unit of linear measure. It is equal to 39.370432 inches, or a little over three and one-quarter feet.

The gram is the unit of weight, and is equal to 15.434 grains (Troy).

The liter is the unit of solid or fluid measure, and is equal to 1.0567 quarts.

The names of the higher weights and measures are formed by prefixing to the name of the unit the Greek terms deka, hecto, kilo, and myria. The names of the fractional weights and measures are formed by prefixing to the name of the unit the Latin terms deci, centi, milli.

COMPARATIVE SCALES, showing at a glance the exact equivalent of ordinary weights and measures in those of the Metric System, and *vice versa.*



The equivalents of fractions, whether large or small, may be found with great nicety by these scales. For instance, ½ grain = ⅛ of the metric equivalent of 7 grains, and 1-200 grain = 1-4000 of the metric equivalent of 20 grains. This method is, of course, reversible.

EXAMINATION OF THE URINE.

No clinical investigation is complete without careful and repeated examination of the urine, microscopically as well as chemically. The most important matters to be considered are—

1. Quantity passed in a given time. 2. Appearance (color, transparency, turbidity, etc.). 3. Odor. 4. Reaction (acid or alkaline). 5. Specific gravity. 6. Proportion of urates. 7. Proportion of phosphates. 8. Absence or presence of albumin, and quantity if present. 9. Absence or presence of sugar, and quantity if present. 10. Character of the sediment microscopically.

For ordinary examinations a sample of the first urine passed in the morning is best. It is sometimes necessary to examine in addition a sample specimen taken from the entire quantity passed during twenty-four hours. At other times it is important to examine that passed at stated periods after meals.

1. *Quantity.*—Instruct the patient to throw away the urine passed at a noted hour, and to collect in one vessel all passed subsequently for twenty-four hours up to the same hour of the following day. This quantity is to be accurately measured. The normal quantity is from 40 to 50 fluidounces. Variations occur within normal limits from excessive or insufficient drinking of water, loss by perspiration, etc. Persistent excess (polyuria) or diminution (oliguria) is pathological. The quantity is increased in diabetes insipidus and diabetes mellitus, in chronic nephritis, and, temporarily, in emotional states, including hysteria. The quantity is diminished in acute nephritis, in the last stages of chronic nephritis, in lithemia, in renal insufficiency, in conditions characterized by feebleness of the heart, in Asiatic cholera, in yellow fever, in acute intestinal obstruction, and in febrile conditions generally.

2. *Appearance.*—Normal urine is of an amber color and transparent. The color of the urine varies with its concentration, and may be altered by drugs. Rhubarb imparts a gamboge-yellow color to acid urine, a violet-red color to alkaline urine. Senna imparts a brownish, logwood a reddish, carbolic and gallic acids each a blackish tinge. Of the more important pathological changes, smokiness or redness is usually due to blood; a greenish-yellow or brownish tint usually indicates bile; a milky appearance is caused by that rare condition, chyluria. Urates and uric acid sometimes impart a bright orange-red tint that may be mistaken for blood. When blood is present, the corpuscles will be seen under the microscope, but there is a condition (*hemoglobinuria*) in which the coloring-matter of the blood, but not the corpuscles, passes into the urine. A special test is here necessary.

Normal urine may become turbid on standing. Nearly always a slight cloud of mucus will form, and urates may deposit on cooling, even when not in excess, if the urine is somewhat concentrated. Urine turbid when passed is pathological. Pus and mucus cause turbidity, the nature of which may be distinguished by microscopic examination. Chemically, pus may be detected by the addition of hydrogen dioxide, which causes effervescence from liberation of oxygen, or by allowing it to settle and adding liquor potassæ after pouring off the supernatant urine, when the pus becomes a ropy, viscid mass, easily recognized by its behavior upon attempting to pour it from the test-tube. Turbidity in an acid urine that

clears up on heating is due to urates. Turbidity, increased or unaffected by heat and cleared up by the addition of nitric acid, is caused by phosphates. Very pale, transparent urine, of high specific gravity, usually contains sugar; if of low specific gravity, and there is polyuria, it may be free from abnormal constituent or may contain sugar and likewise albumin.

3. *Odor.*—Urine has a typical odor, sometimes described as aromatic. If alkaline fermentation take place, the urine becomes ammoniacal. The ingestion of turpentine imparts an odor of violets. The urine of diabetes mellitus sometimes has a sweetish odor. The presence of acetone yields an odor resembling that of chloroform.

4. *Reaction* is to be ascertained soon after the passage of the urine by means of slips of litmus-paper, of which the blue is reddened if the secretion is acid, and the red is made blue if the secretion is alkaline; or by turmeric-paper, which is made brown if the secretion is alkaline. The total twenty-four hours' urine of a healthy person is acid. The urine may be alkaline a few hours after a meal, especially if large quantities of alkali have been taken, in cases in which the stomach has been washed out, and in cases of obstinate vomiting. Ammoniacal fermentation will give an alkaline reaction to urine.

5. *Specific Gravity.*—This is ascertained by means of a special form of hydrometer called a urinometer. Normal specific gravity is about 1018 or 1020. Increased specific gravity (1025 or more) indicates excess of solid matters; if the quantity is scanty, usually these are urates or phosphates, or both; but if the quantity is excessive sugar is usually present. If the specific gravity is low (1010 or less), albumin may be suspected.

6. *Urates and Uric Acid.*—In addition to the high specific gravity and turbidity clearing on heat, as already mentioned, urates and uric acid may be detected by examination of the sediment under the microscope. When urates and uric acid only are present, the urine is usually acid, but urates and phosphates may be present together in a faintly acid, neutral, or alkaline urine. Free uric acid is (practically) always abnormal, and urates in noticeable quantity may usually be considered excessive, but only exact quantitative determination of the entire amount passed in twenty-four hours can make this certain.

7. *Phosphates.*—The proportion of phosphates may be roughly ascertained by adding to some urine in a test-tube half its bulk of a solution of caustic potash (1 : 8), and gently warming the mixture. If the deposit which forms is deeper than $\frac{1}{3}$ of an inch in a test-tube $\frac{3}{4}$ of an inch in diameter, containing the mixture to a height of 2 inches, the phosphates are in excess. If much less, they are below normal. Turbidity of the urine which is cleared up by the addition of a little acetic acid is to be set down to an excess of phosphates, unless the urine is stale, when it may be due to alkaline decomposition.

8. *Albumin.*—Before testing for albumin or sugar, the urine should be filtered until perfectly clear. If alkaline, it must be acidulated by adding a drop or two of acetic acid. The most delicate of the reliable tests for albumin is to gently heat to the boiling-point the upper portion of a test-tube about half filled with urine. A resulting cloudiness is due to albumin or phosphates. The addition of a few drops of *acetic acid* will clear up the turbidity due to phosphates, but will not affect that due to albumin.

Heller's test is best performed by putting about 1 inch of nitric acid in a

test-tube, and by means of a pipette allowing a few drops of the filtered urine slowly to trickle down the side of the inclined test-tube, and to lie upon the acid. A more or less white and opaque ring or cloudiness, due to coagulation of the albumin, will form at the junction of the two fluids. The ring may appear at once or develop slowly; hence the test-tube containing the urine and acid should be allowed to stand for about ten minutes before a negative result is recorded.

8. *Sugar.*—The presence of sugar in quantities sufficient to have any pathological significance may be detected by *Boettger's test*, which consists in placing in a test-tube about a drachm each of filtered urine and liquor potassæ, and adding a minute quantity of subnitrate of bismuth. If sugar be present, prolonged boiling will cause a precipitate of metallic bismuth, forming a black deposit at the bottom of the test-tube. A grayish precipitate may be caused by substances other than sugar. The result of the bismuth test is to be corroborated by *Trommer's test*. A few drops of a 10-per-cent. solution of copper sulphate are dropped into a test-tube containing the urine, a solution of caustic soda or liquor potassæ is added in excess, a blue coloration is caused, and on heating, if sugar be present, a reddish-brown or salmon-colored precipitate of copper suboxide is thrown down.

To determine the *quantity* of sugar, *Fehling's solution* is usually employed. 34.64 grams of pure crystallized copper sulphate are dissolved in pure water, and the solution is made up to 500 cubic centimeters. 70 grams of caustic soda in sticks and 180 grams of powdered Rochelle salt are dissolved in 400 c.c. of water, and the solution is also made up to 500 c.c. The two solutions are best kept in separate well-stoppered, dark-colored bottles. For use equal parts are mixed as required. Every 10 c.c. of Fehling's solution requires 5 centigrams of glucose to reduce it completely. The test is best made by placing in a porcelain capsule 5 c.c. each of the two solutions, adding sufficient distilled water to make 50 c.c., and boiling. If no change of color should occur, the test may be proceeded with: 1 part of the urine to be tested having been added to 9 parts of distilled water, this diluted urine is now permitted to slowly flow from a burette into the liquid in the capsule, or is added drop by drop until all the blue color has disappeared. The quantity necessary to effect this may be measured in grams (g) or drops (d). To ascertain the percentage of sugar the following formula may be used:

$$\frac{50}{g} \text{ or } \frac{772}{d} = \text{percentage.}$$

A less exact method is to place in a test-tube 8 drops of each of the two test solutions, add sufficient water to make 1 fluidrachm, and boil the whole. The diluted urine (1 in 10) is used as above, and the number of drops, multiplied by 10, used as the denominator d in the formula given.

Quantity by the Fermentation Process.—Take specific gravity and record it. Place 8 ounces of urine in a pint bottle, add a piece of compressed yeast about the size of a walnut, insert a perforated cork, and place the bottle in a warm place (86° to 90° F.) for four or five hours or longer. Then allow the urine to cool, and again take sp. gr. Each degree of loss of sp. gr. represents about one grain of sugar to the ounce, or the total number of degrees lost multiplied by 0.23 will give the sugar percentage.

If sugar be found, frequent examinations must be made for

Acetone.—1. Add to an ounce of the urine a drachm or two drachms of

a recent one-per-cent. aqueous solution of sodium nitro-prusside (gr. v–ʒj) and a few drops of strong aqua ammoniæ. If acetone be present, a ruby-red color soon results. After this, examination must be made for

Diacetic Acid.—Solution of chloride of iron is slowly added to the urine; the phosphates thus precipitated are removed by filtration; and more iron chloride is added. If glacial acetic acid is present, the urine becomes wine-red. The test must then be repeated with urine previously boiled. If the boiled urine gives no reaction with the iron solution, or only a slight coloration, and if acetone is present (see above), we may conclude that the very grave condition of *diaceturia*, a forerunner of diabetic coma, exists. The therapeutic indication is the administration of alkalies.

10. The character of the microscopic sediment is always of great significance. This part of the examination requires special instruction.

IMPORTANT INCOMPATIBLES.

Acacia (gum), with alcohol, iron, lead-water, and mineral acids.

Acids (mineral), with alkalies and relatively weak salts of other acids, such as bromides, chlorides, and iodides.

Alkalies, with acids and with relatively weak salts.

Antipyrin and antifebrin should be given with alcohol or water only.

Arsenic, with tannic acid, salts and oxide of iron, and lime and magnesia.

Bitter infusions and tinctures, with salts of iron and lead.

Bromides, with acids, acid salts, or alkalies.

Calomel, with alkalies, lime-water, salts of iron and lead, and iodide of potassium.

Camphor (spirit of), with water.

Carbonates, with acids and acid salts.

Chlorides, with silver salts, lead salts, and alkalies.

Chloroform (except in minute quantity), with water.

Corrosive sublimate, with alkalies, lime-water, salts of iron and lead, iodide of potassium, albumin, gelatine, and vegetable astringents. (It may, however, be advantageously combined with the tincture of the chloride of iron and the liq. acidi arseniosi of the new Pharmacopœia, or, in spite of the chemical reaction, with iodide of potassium, as in the famous Gibert's syrup.)

Digitalis, with iron and preparations containing tannic acid.

Iron (salts), with anything containing tannic acid. Tincture of the chloride of iron, with alkalies, carbonates, mucilages, and preparations containing tannic acid.

Mucilages, with acids, iron salts, and alcohol.

Potassium (iodide of), with all strong acids and acid salts. (See Corrosive Sublimate.)

Spirit of nitrous ether, with sulphate of iron, tincture of guaiacum, and most carbonates.

Vegetable preparations holding tannic acid, with salts of iron and lead.

Alkaloids are precipitated or destroyed by tannic acid, alkalies, and chlorinous compounds.

ARTIFICIAL RESPIRATION (Sylvester's Method).

FREE the body from any clothing that binds the neck, chest, or waist; turn it over upon the face for a moment, thrusting a finger into the mouth and sweeping it round, to bring away anything that may have gotten in or accumulated there. Then lay the body flat on the back, with something a few inches high under the shoulders, so as to cause the neck to be stretched out and the chin to be carried from the chest. Draw the tongue well forward out of the mouth and let it be held by an assistant. (If there be no one to do this, a pencil or small stick may be thrust across the mouth on top of the tongue and back of the last teeth, to keep the mouth open and the tongue out of the throat.) Place yourself on your knees behind the head, seize both arms near the elbows and sweep them round horizontally, away from the body and over the head till they meet above it; give a good, strong pull, and keep it up for a

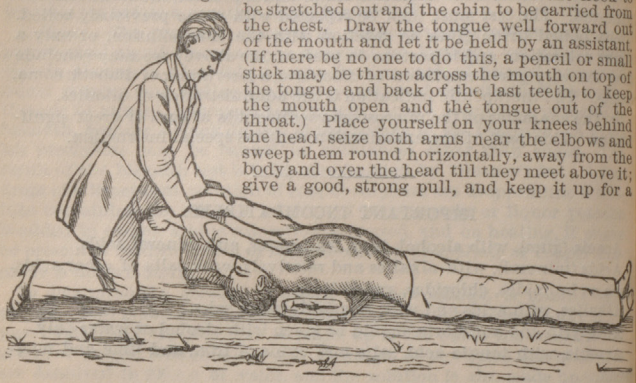

FIG. 1.

few seconds. After this return the arms to their former position alongside the chest, and make strong pressure for a few seconds against the lower ribs, so as to drive the air out of the chest and effect an act of expiration. Rhythmic traction of the tongue may also be practised.

This plan, regularly carried out, will make about 16 complete acts of respiration in a minute. It should be kept up for a long time, and not aban-

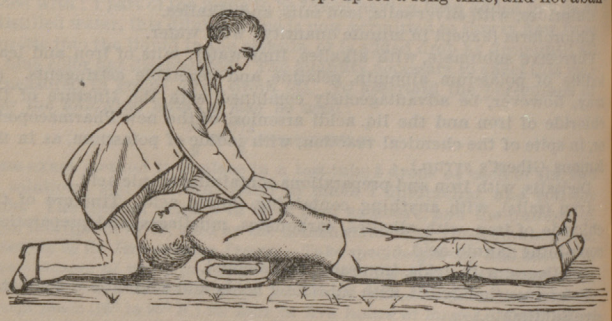

FIG. 2.

doned until the heart has ceased to beat. It should be remembered that cessation of the pulse at the wrists amounts to nothing as a sign of death; for life may be present when only a most acute ear can detect the sound of the heart. In a moderately thin person deep pressure with the finger-ends just below the lower end of the breastbone may sometimes reveal pulsation in the aorta when it cannot be found anywhere else.

TABLE OF ERUPTIVE FEVERS.

Disease.	Manner of Invasion.	Characteristics of Eruption.	Course of Disease.
Scarlatina (Scarlet fever).	Usually sudden; chilliness; high fever; rapid pulse; flushed face; convulsions or coma; sore throat; "strawberry tongue." Incubation: a few hours to a few days.	Appears very early, often on second day. First on neck and chest. May become universal. May be only about joints and very trifling. Bright scarlet; punctate. Followed by desquamation; skin burning hot; sometimes itches.	Progresses steadily and rapidly. Temperature rises to 104°–106°. Defervescence gradual. Coma a dangerous sign. Albumin in urine common, and often true desquamative nephritis. Dur.: wk. or 10 dys.
Rötheln (German measles).	Usually *unsuspected*. Slight fever or none; mild catarrhal symptoms; vomiting; slight sore throat; enlargement of cervical lymphatic glands almost always present. Incubation: 2 to 3 wks.	Appears early. Often first symptom noted, first on face and neck, then on trunk. Rosy papules, scattered or clustered. Fades in one part and appears in another. Lasts about three days.	Usually mild. Disappears gradually. Duration: week or 10 days.
Varicella (Chicken-pox).	Usually *unsuspected*. Slight fever or none; slight malaise or none. Incubation: about 2 weeks.	Appears early. Usually on chest and shoulders, then on body and limbs and face. Distinct, clear, shot-sized vesicles; sometimes with distinct areola and even umbilicated; appear in successive crops; usually few in number.	Usually mild. Vesicles disappear by drying up. May form pus and leave pits. Duration; about a week.
Variola (Smallpox).	Usually sudden; chill; high fever; rapid pulse; violent pain in head and back; debility; mucous membranes often involved. Temperature falls with appearance of rash. Incubation: about 12 days.	Appears on third or fourth day; first on face, and spreads over whole body and limbs in a day or two. Fine shot-like papules; then vesicles; then umbilicated pustules, about eighth day developing adherent crusts; well-marked areola. Intense itching. Peculiar odor.	Symptoms grow worse as pustules mature. Often severe constitutional disturbance. Great restlessness and desire to scratch the eruption. Defervescence gradual and slow. May be interrupted or exacerbate. Crusts fall off, and often leave deep pits (pocks). Duration: about 3 weeks.
Morbilli (Measles).	Generally sudden; chilliness or even convulsions; moderate fever; lachrymation; catarrh of respiratory passages; bronchitis. Temperature rises with appearance of rash. Incubation: 2 wks.	Appears about fourth day; first on face, and spreads to body and limbs. May be limited; usually almost universal. Consists of rosy papules, arranged in parts of circles (crescentic); appears sometimes in successive crops.	Usually mild and regular. Temperature may be high from complications. Lasts about a week. Recovery rapid. Duration: week or 10 days.

POISONS AND ANTIDOTES.

THE following table contains suggestions for the proper treatment of those forms of poisoning most likely to occur. Though brief, they are all that will be needed to prompt the physician's memory:

POISON.	TREATMENT.
Nature unknown	Provoke repeated vomiting; Give bland liquids; Stimulate, if necessary; keep up breathing.
Acids— Sulphuric, Nitric, Hydrochloric, Oxalic, . . .	Give an alkali (soap, soda, and whitewash usually at hand); limewater; magnesia; Provoke vomiting; Give ice cream and bland fluids; Secure rest; relieve pain by opium; Stimulate, if necessary; Feed by enema.
Hydrocyanic Acid and *Potassium Cyanide* . .	Stomach-pump or emetic; Stimulate; potassium permanganate; Give dilute ammonia-water—by intravenous injection, if necessary; chlorine-water; Cold affusions; Give atropine, gr. $\frac{1}{60}$, hypodermatically.
Carbolic Acid and *Creasote*	Give Epsom salts, dilute sulphuric acid, glycerin, and oil; atropine, hypodermatically; Stomach-pump or emetics; White of egg; Stimulate.
Alkalies— Ammonia, Soda, Potash, Lye, ...	Give vinegar, lemon-juice, or orange-juice, or other acid or a fixed oil; Give bland liquids; Secure rest; relieve pain by opium; Stimulate, if necessary.
Arsenic— Paris green, Scheele's green, Fowler's solution, .	Stomach-pump or emetics; Give hydrated oxide of iron or dialyzed iron and salt or magnesia; Give dose of castor oil; Secure rest; Stimulate, if necessary.
Acetate of Lead	Stomach-pump or emetics; Give Epsom salts or dilute sulphuric acid; Milk, raw eggs, and water; Morphine hypodermatically for pain; Potassium iodide to eliminate the drug.
Mercury, *Corrosive sublimate*, *Antimony*, *Tartar Emetic*, . .	Stomach-pump or emetics; Give some infusion containing tannic acid; Give raw eggs and milk; Give dose of castor oil; Stimulate, if necessary.
Copper Salts	Give albumin (milk, raw eggs); Stomach-pump or emetics; Give bland fluids.
Phosphorus	Provoke vomiting by repeated five-grain doses of sulphate of copper; Potassium permanganate ($\frac{1}{2}$–$\frac{1}{4}$ per cent.); Give dose of magnesia, but *no* oil.
Nitrate of Silver (lunar caustic), . .	Give strong salt and water; } repeat many Provoke vomiting; } times.
Iodine	Stomach-pump or emetics; Give starch and water; Give bland fluids.

POISON.	TREATMENT.
Opium— Morphine, Laudanum, Paregoric, etc.,	Stomach-pump; emetic; potassium permanganate, by mouth or hypodermatically; ammonia; hot strong coffee by the bowel; atropine hypodermatically; oxygen-inhalations; artificial respiration.
Chloral— Paraldehyde,	Stomach-pump or emetic; artificial heat; massage; stimulate; strychnine; amyl nitrite; artificial respiration.
Nux Vomica— Strychnine, Picrotoxin,	Stomach-pump or emetic; animal charcoal or tannic acid; bromide and chloral; amyl nitrite; chloroform or ether; curare; artificial respiration.
Aconite— Veratrum viride,	Stomach-pump or emetic; stimulate; heat; atropine; artificial respiration.
Hemlock, *Toadstool,* *Tobacco, etc., etc.,*	Provoke vomiting and give a purge; tannic or gallic acid; Stimulate well; keep up breathing.
Belladonna or *Atropine,* *Hyoscyamus* or *Hyoscyamine,* *Duboisia* or *Duboisine,* *Stramonium* or *Daturine,*	Stomach-pump or emetic; stimulate; Enema hot strong coffee; artificial heat; pilocarpine hypodermatically; artificial respiration.
Alcohol	Stomach-pump or emetic; Give ammonia and water.
Decayed Meat or Vegetables	Provoke vomiting; wash out stomach; Give a purgative; give an enema; Give powdered charcoal and hydrogen dioxide.
Poisonous Gases— Carbonic acid or oxide, Sulphuretted hydrogen,	Fresh air; oxygen; Artificial respiration; Amyl nitrite or nitro-glycerin; Stimulation.

To provoke vomiting, warm water may be used, with or without ground mustard (a tablespoonful to a pint of water), or ipecac (a teaspoonful of the powder or a tablespoonful or so of the syrup), or a finger may be thrust down the throat. It is best to give large quantities (that is, a pint at a time) of warm water whenever vomiting is to be excited. The stomach-pump or simple siphon-tube, if accessible, is better.

Bland liquids are milk, raw eggs, some sort of oil, mucilage, barley-water, gruel, etc.

Stimulants are tea, coffee, whiskey, wine, etc., or ammonia and water. Of this last a teaspoonful in a teacupful of water will be enough for a dose. In making tea or coffee one must not wait to do it as if for the table, but mix hot water and the leaves or grounds, squeeze them well, stir together, and give the whole—leaves, grounds, everything.

Alkaline antidotes which are most likely to be at hand are ammonia and water (a tablespoonful in two teacupfuls of water), soap and water, lime, whiting, soda, chalk, tooth-powder, plaster, magnesia, white-wash, and even wood-ashes.

Acid antidotes most commonly accessible are vinegar and lemon-juice.

In giving an antidote it is well to remember that it is not always necessary to wait for it to dissolve, but that it may be stirred up in any fluid at hand (except oil), and swallowed immediately.

Antagonists are drugs which physiologically oppose the poison, as atropine to opium, chloral to strychnine, pilocarpine to atropine.

TABLE OF DOSES

OF REMEDIES MOST FREQUENTLY ADMINISTERED.

For hypodermatic use the dose should be *half* that used by the mouth.
For use by rectum the dose should be *twice* that used by the mouth.
Doses for Children.—Dr. Young's rule: Add 12 to the age, and divide by the age to give the denominator of a fraction, the numerator of which is 1. Example: For a child two years old, $\frac{12+2}{2} = \frac{1}{7}$; the dose should be $\frac{1}{7}$th that for an adult. In giving powerful medicines and opium still smaller doses must be used for children.

Remedies.	Grains or Minims.	Grams or Cubic Centimeters.
Abstracta. (*See Extracta. Double the dose.*)		
Acetanilid (antifebrin)	2—15	0.1 — 1.
Acid. arsenios	$\frac{1}{64}$ — $\frac{1}{20}$	0.001 — 0.003
benzoic	5—15	0.3 — 1.
boric	5—10	0.3 — 0.65
camphoric. (to check night-sweats)	15—30	1. — 2.
carbolic	$\frac{1}{2}$ — $1\frac{1}{2}$	0.03 — 0.1
gallic	3—15	0.15 — 1.
gall. in albuminuria	10—60	0.65 — 4.
hydrobrom. dil.	10—60	0.65 — 4.
hydrocyan. dil.	2— 6	0.1 — 0.35
hydrochlor. dil.	5—20	0.3 — 1.3
nitric. dil.	5—20	0.3 — 1.3
nitro-hydrochlor. dil.	5—20	0.3 — 1.3
phosphoric. dil.	5—30	0.3 — 2.
salicylic	5—20	0.3 — 1.3
sulphuric. dil.	5—30	0.3 — 2.
sulphuric. arom.	5—15	0.3 — 1.
sulphuros.	30—60	2. — 4.
tannic	2—10	0.1 — 0.65
Aconitina (white crystals)	$\frac{1}{300}$ — $\frac{1}{200}$	0.0002— 0.0003
Adonidin (heart-tonic)	$\frac{1}{10}$ — $\frac{1}{3}$	0.006 — 0.02
Agaricin (to check night-sweats)	$\frac{1}{3}$ — $\frac{1}{2}$	0.008 — 0.015
Agathin (analgesic)	8—15	0.5 — 1.
Aloe	2— 5	0.13 — 0.3
Aloinum	$\frac{1}{8}$ — 3	0.008 — 0.18
Ammonii benzoas	10—20	0.65 — 1.3
bromid.	5—30	0.3 — 2.
carb.	3—10	0.2 — 0.65
chlorid.	10—30	0.65 — 2.
iodid., } valer., }	2—15	0.1 — 1.
Amyl nitris (inhaled or internally)	2— 5	0.1 — 0.35
Amylene hydrate (hypnotic)	10—60	0.6 — 4.
Analgen (analgesic, antipyretic)	8—30	0.5 — 2.
Antimon. et pot. tart.; diaph.	$\frac{1}{20}$ — $\frac{1}{20}$	0.003 — 0.006
et pot. tart.; emetic	1— 2	0.06 — 0.13
oxysulphuret	$\frac{1}{2}$ — 2	0.03 — 0.13
Antipyrin	2—15	0.1 — 1.
Apiol	5—10	0.3 — 0.65
Apomorph. hydrochlor.	$\frac{1}{30}$ — $\frac{1}{10}$	0.003 — 0.006
Argenti nitras	$\frac{1}{6}$ — $\frac{1}{2}$	0.01 — 0.03
Arsenii iodidum	$\frac{1}{64}$ — $\frac{1}{10}$	0.001 — 0.006
bromid.	$\frac{1}{64}$ — $\frac{1}{16}$	0.001 — 0.004

Remedies.	Grains or Minims.	Grams or Cubic Centimeters.
saprol (antiseptic, 2 %) (antipyretic, analgesic)	5— 20	0.3 — 1.3
tropinæ sulphas	$\frac{1}{128}$— $\frac{1}{32}$	0.0005— 0.002
uri et sodii chlorid.	$\frac{1}{32}$— $\frac{1}{8}$	0.002 — 0.008
arium chlorid.	$\frac{1}{2}$— 5	0.032 — 0.3
enzosal	5— 20	0.3 — 1.3
ismuthi subnitras	5— 60	0.3 — 4.
salicylas	5— 20	0.3 — 1.3
romoformum (in whooping cough, etc.)	5— 10	0.3 — 0.65
affeina	1— 5	0.06 — 0.3
alcii chlorid. hydrat.	5— 20	0.3 — 1.3
alcii lacto-phosphas	5— 10	0.3 — 0.65
amphora	3— 10	0.2 — 0.65
amph. monobrom.	2— 5	0.1 — 0.3
apsicum	1— 5	0.6 — 0.3
erii oxalas	1— 10	0.06 — 0.6
hloral	3— 20	0.2 — 1.3
hloralose (hypnotic, sedative)	3— 10	0.2 — 2.6
hloralamidum (hypnotic)	15— 60	1. — 4.
hloroformum	1— 30	0.06 — 2.
hrysarobinum	$\frac{1}{6}$— 3	0.01 — 0.2
inchonidina, and its salts	5— 30	0.3 — 2.
ocaina (locally, 1 to 4 % sol.), internally	$\frac{1}{16}$— $\frac{1}{2}$	0.004 — 0.03
odeina	$\frac{1}{16}$— 2	0.004 — 0.13
olchicin	$\frac{1}{100}$— $\frac{1}{50}$	0.0006— 0.0013
oniina, and its salts	$\frac{1}{100}$— $\frac{1}{8}$	0.0006— 0.01
opaiba	15— 60	1. — 4.
reasotum	$\frac{1}{2}$ gradually increased.	0.03 gradually increased.
reolin (locally, $\frac{1}{2}$ to 2 % sol.), internally	$\frac{1}{2}$— 5	0.03 — 0.3
roton chloral	1— 5	0.06 — 0.3
ubeba	2— 60	0.12 — 4.
upri acetas	$\frac{1}{2}$— $\frac{1}{2}$	0.008 — 0.03
arsenis	$\frac{1}{100}$	0.0006
sulphas	$\frac{1}{16}$— $\frac{1}{4}$	0.004 — 0.015
arare	$\frac{1}{32}$— $\frac{1}{10}$	0.002 — 0.006
igitalinum	$\frac{1}{64}$— $\frac{1}{32}$	0.001 — 0.002
igitalis	$\frac{1}{8}$— 2	0.008 — 0.13
uboisina, and salts	$\frac{1}{128}$— $\frac{1}{60}$	0.0005— 0.001
laterinum; U. S. P. 1880	$\frac{1}{60}$— $\frac{1}{12}$	0.001 — 0.005
metina, and salts, emetic	$\frac{1}{8}$— $\frac{1}{2}$	0.008 — 0.015
rgota	15— 60	1. — 4.
rgotinum	2— 8	0.13 — 0.5
serina, and its salts	$\frac{1}{64}$— $\frac{1}{20}$	0.001 — 0.003
xalgin (analgesic; give with alcohol)	2— 6	0.15 — 0.4
xtractum aconiti [rad.]; U. S. P. 1880	$\frac{1}{16}$— $\frac{1}{4}$	0.005 — 0.015
aconiti [rad.], fluid.; U. S. P. 1880	$\frac{1}{2}$— 1	0.03 — 0.06
aloes aquos	$\frac{1}{2}$— 10	0.03 — 0.65
bellad. alcohol	$\frac{1}{6}$— $\frac{1}{2}$	0.01 — 0.03
bellad. fl.	1— 3	0.06 — 0.02
buchu fl.	30— 60	2. — 4.
calumbæ fl.	15— 30	1. — 2.
cannab. ind. (with caution)	$\frac{1}{16}$— $\frac{1}{2}$	0.004 — 0.03
cannab. ind. fl. (with caution)	$\frac{1}{2}$— 1	0.03 — 0.06
cascaræ sagrad. fl.	10— 30	0.6 — 2.
cimicifugæ fl.	5— 30	0.3 — 2.
colchici fl.	2— 8	0.12 — 0.5
colocynthidis comp.	5— 15	0.3 — 1.
conii fl.	1— 10	0.06 — 0.6
convallariæ rad. fl.	5— 30	0.3 — 2.
digitalis	$\frac{1}{2}$— 1	0.008 — 0.06
digitalis fl.	1— 6	0.06 — 0.4
ergotæ	$\frac{1}{2}$— 15	0.03 — 1.
ergotæ fl.	15— 60	1. — 4.

Remedies.	Grains or Minims.	Grams or Cubic Centimeters.
Extractum erythroxyli fl. (coca)	15—120	1. — 8.
eucalypti fl.	5— 30	0.03 — 2.
gelsemii fl.	2— 5	0.13 — 0.3
gossypii fl.	15— 60	1. — 4.
grindeliæ rob. fl.	10— 60	0.6 — 4.
guaranæ fl.	30—120	2. — 4.
hæmatoxyli	10— 30	0.6 — 2.
hydrastis fl.	10—120	0.6 — 2.
hyoscyami alcohol.	½— 2	0.03 — 0.13
hyoscyami fl.	2— 8	0.1 — 0.5
ignatiæ	⅛— ½	0.008 — 0.03
iridis fl.	5— 10	0.3 — 0.65
jalapæ; U. S. P. 1870	5— 10	0.3 — 0.65
leptandræ fl.	20— 30	1.3 — 2.
lobeliæ fl.	1— 5	0.06 — 0.3
matico fl.	30— 60	2. — 4.
nucis vomicæ	⅛— ½	0.008 — 0.03
nucis vomicæ fl.	1— 5	0.06 — 0.3
opii	⅛— 1	0.008 — 0.06
physostigmatis	1/16— ⅛	0.004 — 0.01
pilocarpi fl.	5— 30	0.3 — 2.
podophylli	½— 3	0.03 — 0.2
prun. virg. fl.	30— 60	2. — 4.
pulsatillæ fl.	2— 5	0.1 — 0.3
quebracho fl. (aspidosperma)	20— 60	1.3 — 4.
rhei fl.	5— 30	0.3 — 2.
scillæ fl.	2— 3	0.1 — 0.2
scoparii fl.	15— 60	1. — 4.
senegæ fl.	1— 5	0.06 — 0.3
sennæ fl.	60—240	4. —16.
serpent. fl.	20— 30	1.3 — 2.
spigeliæ fl.	10— 60	0.6 — 1.
stillingiæ fl.	15— 45	1. — 3.
stramonii	½— ½	0.015 — 0.03
syzygii jambolini	5— 10	0.3 — 0.7
taraxaci	5— 60	0.3 — 4.
uvæ ursi fl.	30— 60	2. — 4.
valer. fl.	30— 60	2. — 4.
veratr. vir. fl.	2— 8	0.1 — 0.5
xanthoxyli fl.	15— 60	1. — 4.
Fel bovis purif.	5— 10	0.3 — 0.65
Ferri arsen.	1/20— ⅛	0.003 — 0.01
bromid.	1— 5	0.06 — 0.3
carb. sacch.	2— 15	0.1 — 1.
et ammon. citr.	5— 10	0.3 — 0.65
et ammon. tartr.	5— 15	0.3 — 1.
et pot. tart.	10— 30	0.6 — 2.
et strychn. citr.	1— 5	0.06 — 3.
hypophosphis	5— 10	0.3 — 0.65
iodidum sacch.	2— 5	0.13 — 0.33
lactas	1— 3	0.06 — 0.2
oxid. hydrat. cum. magnes. (antidote to arsenic),	f℥ ½—f℥ 1 frequently	16. —32.
pyrophosphas	1— 5	0.06 — 0.3
subcarb.	5— 30	0.3 — 2.
sulphas	1— 3	0.06 — 0.2
sulphas exsiccat.	½— 2½	0.03 — 0.15
valer.	1— 3	0.06 — 0.2
Ferrum dialys.	1— 15	0.06 — 1.
reduct.	1— 5	0.06 — 0.3
Gallobromol	7½	0.5
Gaultheria, oil of	3— 10	0.2 — 0.65
Guaiacol (internally)	¼— 5	0.015 — 0.3
(topically)	20— 60	1.3 — 4.

Grams or Centimeters.	Remedies.	Grains or Minims.	Grams or Cubic Centimeters.
1. –	Guaiacol carbonas *vel* benzoas	¼— 10	0.02 — 0.6
0.03 –	Guarana	8— 30	0.5 — 2.
0.13 –	Homatropinæ hydrobrom. (mydriatic, locally, 0.2 % to 4 %),	1/6— 2½	0.01 — 0.15
0.6 –	Hydrarg. chlor. corros.	1/24— 1/10	0.001 — 0.006
2. –	chlor. mite	1/16— 10	0.004 — 0.65
0.6 –	iodid. rubr.	1/80— 1/10	0.0013— 0.006
0.6 –	iodid. vir.	⅙— 1	0.01 — 0.06
0.03 –	subsulphas flav. as emetic	2— 5	0.12 — 0.3
0.1 –	c. creta	3— 8	0.2 — 0.5
0.008 –	Hydrastin	3— 5	0.2 — 0.3
0.3 –	Hydrogeni dioxid. (10 vol. sol.), locally (25 to 100 %), antiseptic,	30—120	2. — 8.
1.3 –	Hyoscinæ hydrobrom.	1/200— 1/70	0.0003— 0.0009
0.06 –	Hyoscyaminæ sulph.	1/200— 1/60	0.0003— 0.001
2. –	*Ichthyol* (locally, 10 to 50 %), internally	3— 5	0.2 — 0.3
0.008 –	Infusum digitalis	f℥ 1—f℥ 4	4. —16.
0.06 –	Iodoformum	1— 5	0.06 — 0.3
0.008 –	Iodol	⅛— ½	0.01 — 0.03
0.004 –	Iodum	1/10— ¼	0.006 — 0.015
0.3 –	Ipecacuanha expect.	⅙— 1	0.01 — 0.06
0.03 –	Ipecacuanha emet.	15— 30	1. — 2.
2. –	Jalapa	15— 30	1. — 2.
0.1 –	Lactophenin (antipyretic)	8— 15	0.5 — 1.
1.3 –	Liq. ammon. acet.	f℥ 2—f℥ 8	8. —32.
0.3 –	acidi arseniosi, arsenii bromidi, arsen. et hydr. iod., potassii arsenit., sodii arseniatis, *Commencing doses to be increased cautiously.*	1— 5	0.06 — 1.
0.1 –	ferri chloridi	2— 10	0.15 — 0.65
1. –	ferri dialys.	10— 30	0.65 — 2.
0.06 –	potassii citrat.	f℥ 2—f℥ 4	8. —16.
4. –	Lithii benzoas	5— 20	0.3 — 1.3
1.3 –	bromid.	5— 20	0.3 — 1.3
0.6 –	carb.	2— 10	0.13 — 0.65
1. –	citras	5— 20	0.3 — 1.3
0.015 –	salicylas	5— 30	0.3 — 1.3
0.3 –	Lupulinum	5— 30	0.3 — 2.
0.3 –	Magnesii carb.	15— 60	1. — 4.
2. –	citr. gran.	ʒ 2—ʒ 8	8. —32.
2. –	sulphis	10— 30	0.6 — 2.
0.1 –	Malakin (analgesic, antipyretic)	15— 20	1. — 1.3
1. –	Mangani oxid. nigr.	1— 5	0.06 — 0.3
0.3 –	Massa copaibæ	5— 30	0.3 — 2.
0.3 –	ferri carb.	5— 15	0.3 — 1.
0.6 –	hydrarg.	1— 15	10.06 — 1.
0.06 –	Methylene blue with powdered nutmeg (malarial fevers),	1— 5	0.06 — 0.3
0.3 –	Mist. asafœtidæ	f℥ 4—f℥ 8	6. —32.
0.13 –	chloroformi	f℥ 1—f℥ 8	4. —32.
0.06 –	ferri et amm. acet.	f℥ 1—f℥ 4	4. —32.
16. –	glycyrrhizæ comp.	f℥ 1—f℥ 4	4. —32.
0.06 –	magnes. et asafœt.	f℥ 1—f℥ 4	4. —32.
0.3 –	potassii citr.	f℥ ½—f℥ 2	16. —64.
0.06 –	rhei et sodæ	f℥ ½—f℥ 1	16. —32.
0.06 –	Morphina, and its salts	1/16— ¼	0.004 — 0.03
0.03 –	*Morrhuol* (derivative of cod-liver oil)	3— 60	0.15 — 4.
0.06 –	Moschus	2— 15	0.1 — 1.
0.06 –	Naphthol	2— 5	0.15 — 0.3
0.06 –	Narceina	⅛— ½	0.01 — 0.3
0.5 –	Nitro-glycerinum (*Trinitrin*) 1 % sol.	gtt. 1 increased.	0.06 increased.
0.2 –	Oleoresina aspidii (filix mas)	15— 60	1.0 — 4.0

Remedies.	Grains or Minims.	Grams or Cubic Centimeters.
Oleoresina capsici	$\frac{1}{8}$— $\frac{1}{2}$	0.01 — 0.03
cubebæ	5— 20	0.3 — 1.3
Oleum copaibæ	8— 15	0.5 — 1.
erigerontis	5— 15	0.3 — 1.
eucalypti	5— 10	0.3 — 0.6
phosphoratum	1— 3	0.06 — 0.2
santali	10— 30	0.7 — 2.
terebinthinæ	2— 30	0.12 — 2.
tiglii	gtt. $\frac{1}{2}$— 2	0.03 — 0.12
Opium (14 % morphine)	$\frac{1}{8}$— 2	0.008 — 0.12
Paraldehyde	20— 60	1.3 — 4.
Phenacetin	2— 6	0.1 — 0.4
Phenocoll hydrochloride	8— 15	0.5 — 1.
Phosphorus	$\frac{1}{128}$— $\frac{1}{60}$	0.0005— 0.0013
Physostigminæ sulphas	$\frac{1}{128}$— $\frac{1}{60}$	0.0005— 0.0011
Picrotoxinum	$\frac{1}{120}$— $\frac{1}{60}$	0.0005— 0.0011
Pilocarpina, and salts	$\frac{1}{64}$— $\frac{1}{3}$	0.001 — 0.03
Piperazin	15 (daily).	1 (daily).
Plumbi acetas	$\frac{1}{2}$— 3	0.03 — 0.2
Potassii acetas	15— 60	1. — 4.
bicarbonas	8— 60	0.5 — 4.
bitartras	1— 2	0.06 — 0.13
bromidum	8— 60	0.5 — 4.
chloras	8— 30	0.5 — 2.
cyanidum	$\frac{1}{20}$— $\frac{1}{8}$	0.003 — 0.008
iodidum	2— 30	0.13 — 2.
nitras	2— 15	0.13 — 1.
permanganas	gr. ss— v	0.03 — 0.32
tartras	ʒ 1—ʒ 8	4. —32.
Pulv. antimonialis	1— 3	0.06 — 2.
Pulv. glycyrrhizæ comp.	30— 60	2. — 4.
ipecac. et opii	5— 15	0.3 — 1.
jalapæ comp.	10— 60	0.6 — 4.
morphinæ comp.	5— 15	0.3 — 1.
rhei comp.	5— 60	0.3 — 4.
Resina copaibæ	2— 10	0.13 — 0.65
euonymi	2— 5	0.13 — 0.3
guaiaci	5— 20	0.3 — 1.3
jalapæ	2— 5	0.13 — 0.3
podophylli	$\frac{1}{2}$— $\frac{1}{2}$	0.005— 0.03
scammonii	2— 10	0.13 — 0.65
Resorcin	2— 5	0.1 — 0.3
Rheum	2— 30	0.13 — 2.
Saccharin (substitute for sugar)	$\frac{1}{8}$— 5	0.03 — 0.3
Salacetol (intestinal antiseptic)	20— 40	1.3 — 2.6
Salicinum	5— 30	0.3 — 2.
Salipyrin (antipyretic, antineuralgic)	8— 15	0.5 — 1.
Salol	2— 10	0.15 — 0.65
Salophen (antipyretic, antirheumatic)	15— 20	0.3 — 1.5
Santoninum	$\frac{1}{8}$— 5	0.015 — 0.3
Senna	8—180	0.05 —12.
Sodii arsenias	$\frac{1}{64}$— $\frac{1}{16}$	0.001 — 0.006
benzoas	5— 15	0.3 — 1.
boras (in epilepsy)	5— 30	0.3 — 2.
bromidum	5— 30	0.3 — 2.
chloras	2— 5	0.13 — 0.3
hyposulphis	5— 20	0.3 — 1.3
iodidum	2— 30	0.13 — 2.
phosphas	2—120	0.13 — 8.
salicylas	5— 30	0.3 — 2.
Somnal	30— 45	2. — 3.
Sparteinæ sulph. (cardiant and diuretic)	$\frac{1}{16}$— 4	0.004 — 0.25
Spiritus ætheris nitrosi	15—120	1. — 8.
æther. comp.	15—120	1. — 8.

Remedies.	Grains or Minims.	Grams or Cubic Centimeters.
Spiritus ammoniæ arom.	15— 60	1. — 4.
camphoræ	5— 30	0.3 — 2.
chloroformi	15— 60	1. — 4.
Strontii lactas *vel* bromidum *vel* iodidum	15— 60	1. — 4.
Strychnina, and salts	$\frac{1}{64}$ — $\frac{1}{16}$	0.001 — 0.005
Sulphonal (best in hot mint-water)	5— 20	0.3 — 1.3
Sulphur	ʒ ½—ʒ 4	2. —16.
Syr. ferri bromidi	5— 60	0.03 — 4.
ferri iodidi	5— 30	0.03 — 2.
scillæ comp.	5— 30	0.03 — 2.
Terebene	5— 15	0.3 — 1.
Terpin hydrate (tonic expectorant)	2— 5	0.13 — 0.3
Tetra-ethyl-ammonium	1— 2	0.06 — 0.12
Tetronal (hypnotic)	15— 60	1. — 4.
Theobrominæ et sodii salicylas (diuretic)	5— 30	0.3 — 2.
Thymacetin (analgesic, hypnotic)	8— 15	0.5 — 1.
Thymol	1— 5	0.06 — 0.3
Tinct. aconiti	½— 5	0.03 — 0.3
aloes	15— 60	1. — 4.
asafœtidæ	30— 60	2. — 4.
belladonnæ	2— 15	0.1 — 1.
cannabis ind.	5— 20	0.3 — 1.3
capsici	8— 15	0.5 — 1.
cimicifugæ	30— 60	2. — 4.
cinchonæ comp.	15—120	1. — 8.
colchici [sem.]	5— 20	0.3 — 1.3
conii	5— 30	0.3 — 2.
digitalis	3— 15	0.2 — 1.
ferri chloridi	10— 30	0.6 — 2.
gelsemii	2— 15	0.1 — 1.
guaiaci ammon.	30— 60	2. — 4.
hydrastis	30—120	2. — 8.
hyoscyami	5— 30	0.3 — 2.
ignatiæ	5— 30	0.3 — 2.
iodi comp.	7— 15	0.06 — 1.
kino	15—120	0.1 — 8.
lobeliæ	5— 30	0.3 — 2.
moschi	15— 60	1. — 4.
nucis vomicæ	5— 15	0.3 — 1.
opii	2— 15	0.1 — 1.
opii camph.	5—240	0.3 —16.
physostigmatis	5— 15	0.3 — 1.
stramon.	5— 15	0.3 — 1.
strophanthi (cardiant and diuretic)	2— 10	0.1 — 0.65
valer. ammon.	10—120	0.6 — 8.
veratr. vir.	3— 10	0.2 — 0.6
Tolypyrin (antipyretic, antirheumatic)	5— 20	0.3 — 1.5
Tolysal (antipyretic, antirheumatic)	5— 20	0.3 — 1.5
Trional (hypnotic)	15— 60	1. — 4.
Urethane (hypnotic)	5— 30	0.3 — 2.
Vin. antim. {expectorant and alterative	1— 8	0.06 — 0.5
Vin. antim. {emet.	30— 75	2. — 5.
colchici	5— 15	0.3 — 1.
ergotæ	fʒ 1—fʒ 3	4. —12.
ipecac. {expect.	5— 15	0.3 — 1.
ipecac. {emet.	fʒ 2—fʒ 6	8. —24.
opii	5— 15	0.3 — 1.
Zinci acet.	¼— 2	0.03 — 0.13
bromid.	½— 5	0.03 — 0.3
iodid.	½— 3	0.03 — 0.2
oxid.	1— 5	0.06 — 0.3
phosphid.	$\frac{1}{10}$ — ½	0.006 — 0.01
sulphas (emet.)	15— 30	1. — 2.
sulphocarbolas	5— 15	0.3 — 1.
valerianas	½— 5	0.03 — 0.3

THERAPEUTIC REMINDERS.

Abscess.

Alcohol, with milk.
Calcium sulphide. Cod-liver oil.
Hydrogen peroxide, 10 per cent. solution, to wash out.
Incision and antiseptic irrigation.
Iodoform gauze, packed, or oily solution of iodoform injected.
Iron. Quinine.

Acidity.

Acids before meals.
Alkalies with or after meals.
Charcoal, creasote, bismuth.

Acne.

Fowler's solution or other arsenical.
Hot-water face-bath, followed by sulphur ointment or lotion.
Ichthyol ointment, 25 per cent.

Adenitis.

Hydrated calcium chloride (gr. 5).
Ichthyol, iodoform or iodoform-collodion, iodine ointment, tincture of iodine, locally.
Iron, syrup of the iodide, gtt. 5 to 30, in children.
Removal of gland.

Anæmia.

Arsenic and iron, singly or combined.
Beta-naphthol. Bitters, with iron.
Chloride of gold and sodium.
Creosote.
Hypophosphites with cod-liver oil.
Laxatives and mineral acids.
Massage. Mercury in syphilitic cases.
Oxygen by inhalation.
Nitro-glycerin to relax vessels.
Pepsin or pancreatin.
Quinine in malarial cases.
Syrup of phosphate of iron, peroxide of hydrogen (10 vol. solution), and glycerin, equal parts (f℥ij in water).

Angina Pectoris.

Alcohol, when vascular relaxation.
Arsenic. Diet.
Ether, hypodermically during attack.
Iodides or salicylates.
Morphine, gr. $\frac{1}{4}$ to $\frac{1}{2}$, hypodermically.
Nitrite of amyl, gtt. 5, from handkerchief during attack.
Nitrite of sodium or potassium, gr. $\frac{1}{2}$ to 5, thrice daily.
Nitro-glycerin, 1 to 20 drops of 1 per cent. solution, by mouth or hypodermically, p. r. n.

Apoplexy.

Croton oil, 1 drop in glycerin on tongue.
Elaterinum, gr. $\frac{1}{8}$ in butter on tongue.
Iodide of potassium, after attack.
Massage and electricity contraindicated in inflammation.
Opium and calomel in meningitis.
Trephining in selected cases.
Venesection, if patient full-blooded.
Veratrum viride or aconite, when venesection impossible.

Asthma.

Ammonium chloride. Arsenic.
Belladonna, combined with morphine.
Bromides before retiring.
Coffee, strong black, in intervals.
Chloroform inhaled relaxes, liniment to chest prevents, spasms.
Fumes of potassium nitrate, with belladonna and stramonium.
Grindelia.
Iodide of potassium, in bronchial.
Ipecacuanha, to nausea.
Lobelia, tr., gtt. 10 every 4 hours.
Morphine, hypodermically.
Nitrite of amyl, gtt. 3 to 6, inhaled.
Nitro-glycerin. Pyridin.
Sodium nitrite. Strychnine and atropine, hypodermatically.

Bed-sores.

Alum, with spirit of camphor and white of egg.
Antiseptic wash, with iodoform.
Collodion. Iodoform collodion.
Glycerin, after washing and rubbing.
Soap plaster, after washing with bichloride solution, with iodoform.
Zinc ointment or dusting-powder.
Balsam of Peru, ointment.

Bright's Disease, Acute.

Rest in bed. Basham's mixture.
Cannabis indica, in hæmaturia.
Cups or leeches, over loins if urine scanty.
Digitalis, with squill or calomel, gradually increased, followed by compound spirit of juniper.
Heat. Milk diet.
Gallic acid and ergot, to control hæmaturia.
Pilocarpine hydrochlorate, gr. $\frac{1}{8}$ to $\frac{1}{20}$ hypodermically, for uræmia.
Saline-diuretics and diaphoretics.

Bright's Disease, Chronic.

Chloride of gold and sodium.
Chloride of iron, in anæmia, to decrease albuminuria.
Lithium salts, in gouty. Milk diet.
Oxygen inhalations.
Potassium acetate, with juniper.
Potassium iodide, gr. 5, thrice daily.
Sodium arsenite, gr. $\frac{1}{10}$, in gout.
Turkish baths.

Bronchitis.

Amber oil, to chest, in infants.
Ammonium carbonate, chloride, etc.
Balsams, to decrease secretion in chronic. Belladonna.
Codeine, when cough excessive.
Creasote, in chronic.
Dry cups, on each side of vertebræ, at sixth rib.
Eucalyptus oil, in later stages.
Grindelia, in later stages.
Ipecac, to promote secretion, as emetic when suffocation threatens.
Iodide of potassium.
Oxygen inhalations.
Senega, in chronic.
Strychnine, to stimulate respiration.
Terebene. Terpin hydrate, gr. v.
Turpentine liniment to chest.
Vomiting (apomorphine) in capillary.

Burns (locally).

Boric acid. Carbolized sweet-oil.
Ichthyol ointment. Lead carbonate.
Lime-water and linseed oil.
Sodium carbonate. Zinc oxide.

Cholera Asiatica.

Beta-naphthol. Salol.
Calomel, initial large dose (gr. x); subsequent fractional doses (gr. $\frac{1}{2}$).
Enteroclysis (tannic acid enemata).
Hypodermatoclysis (subcutaneous infusion, 0.6 % saline solution).
Intravenous infusion. Hot baths.
Musk. Protective inoculation.
Stimulants.

Cholera Infantum.

Castor oil, with paregoric.
Hot drinks, in collapse, with brandy.
Ice and antipyretics.
Laudanum, gtt. 10, starch-water, drachms 3, by enema, and calomel, gr. $\frac{1}{2}$, by mouth, to control vomiting.
Mustard or spice plaster, over belly.
Salol or bismuth salicylate.
Sterilized milk with pancreatin.

Cholera Morbus.

Castor oil, with laudanum.
Ipecac, rhubarb.
Mustard plaster, over abdomen.

Chorea.

Arsenic, in ascending doses.

Chorea (*continued*).

Chloral. Cimicifuga, with iron.
Hot pack, for insomnia.
Salicylates or iodides.

Colic.

Ascertain cause (may be appendicitis).
Asafœtida. Ether, internally.
Heat. Hyoscyamus. Morphine.

Colic, Hepatic.

Chloroform or ether, inhalations.
Hot applications.
Morphine, with atropine, hypodermically.
Olive or cotton-seed oil.
Phosphate of sodium.

Conjunctivitis, Chronic.

Boric acid, wash (gr. 10 to ounce), cocaine, gr. 2, if no corneal ulcer, when salt, gr. 4, may be substituted.
Copper sulphate crystals or solution (gr. 1–8 to ounce).
Tannin glycerite (gr. x–xxx to 3j).

Conjunctivitis, Purulent.

Atropine or eserine, if corneal ulcer.
Bichloride of mercury (1 to 7000), or boric acid (saturated solution), wash.
Hot compress, if cornea is threatened.
Ice compress, early.
Silver nitrate, stick or solution (gr. 10 to ounce), excess neutralized with salt solution.

Constipation.

Aloes and podophyllin.
Belladonna or hyoscyamus.
Cascara sagrada. Castor oil.
Colocynth, jalap, or senna. Diet.
Electrical applications. Enemata.
Glycerin, suppositories or enemata.
Gymnastics, riding, or massage.
Phosphate of sodium, in rickets.
Salines, to unload bowels.
Soap suppositories.
Sulphur, if hemorrhoids present.
Strychnine, as tonic.

Coryza.

Atropine, with morphine and quinine.
Camphor, snuff, or inhalation of spirit.
Cocaine (2 per cent. solution), instilled.
Hot mustard foot-bath, hot draught. Dover's powder, rest in bed.
Quinine, internally or spray.
Turkish bath, aborts.

Croup, Membranous, and Diphtheria.

Boric acid with glycerin, locally.
Corrosive sublimate, gr. $\frac{1}{25}$, every 2 h., or calomel, gr. $\frac{1}{6}$ to $\frac{1}{4}$, hourly.
Emetics. Intubation.
Iron, tincture of chloride, locally and internally.

Croup. Membranous, and Diphtheria (*continued*).

Lime-water or lactic acid solution by swab or in spray.
Methylene-blue, topically.
Oxygen inhalations. Atropine. Strychnine. Musk. Quinine.
Peroxide of hydrogen (spray, gargle, swab, nasal wash by syringe).
Steam and vapors from slaking lime.
Tracheotomy.
Papain or trypsin, by swab or spray.

Croup, Spasmodic.

Amyl nitrite, inhalations.
Belladonna, bromides, chloral, or opium.
Cold cloth around neck, and child in hot bath, air being moistened.
Ipecac to nausea.
Spongio-piline or flannel, wet with hot water, to neck, covered with oil silk.
Treat rickets.

Cystitis, Acute.

Rest. Belladonna. Boric acid.
Cannabis indica.
Creolin, vesical wash (1 to 2 per cent.).
Flaxseed tea.
Hot compress over bladder.
Hot sitz-bath and enemata.
Laudanum, gtt. 30, to starch-water, oz. 2, in enema.
Opium, belladonna, or iodoform suppository.

Cystitis, Chronic.

Alkaline and antiseptic irrigation.
Arbutin, gr. 3 to 5, or buchu.
Benzoic or boric acid.
Opium suppositories.
Potassium salts, except bitartrate.
Turpentine, oil of sandalwood, cubeb, or copaiba.
Silver nitrate, solution (gr. 1 to oz. 4).
Strychnine and cantharides, when vesical atony is great.

Delirium Tremens.

Capsicum and liquid food.
Chloral, with ammonium carbonate and coca. Hyoscine. Sulphonal.
Bromides.

Diabetes Mellitus.

Almond bread. Codeine, grs. 1 to 5.
Ergot or gallic acid, with opium.
Glycerin or saccharin. Benzosal.
Iron, lactophosphates of lime and sodium, strychnine and astringents.
Lithium, with arsenic. Guaiacol. Salol.
Opium, oxygen, and H_2O_2. Levulose.
Purgatives, restricted diet, and regulated exercise. Salicylates. Sodium phosphate. Strontium bromide.

Diarrhœa.

Rest.
Ammonium chloride, grs. 5.
Bismuth, with creasote.
Calomel, with a saline.
Camphor, in serous types.
Castor oil, with rhubarb or laudanum and sodium bicarbonate.
Chalk mixture, with kino and catechu.
Charcoal, in acid and fermentative.
Chloroform, with astringents and opium. Digitalis. Strychnine.
Copper sulphate, gr. $\frac{1}{3}$, with opium.
Ergot. Hæmatoxylon. Lime-water.
Mercury, with chalk. Milk-diet.
Naphthalin or beta-naphthol.
Nitric acid, with bitter tonic, in green diarrhœa of children.
Nitro-muriatic acid, or podophyllin.
Pepsin, with hydrochloric acid.
Phosphate of sodium, lime salts, and common salt, if rickets present.
Rhubarb. Sulphuric acid, valuable in serous. Thymol, salol, and morphine.

Dropsy.

Recumbency.
Adonidin, sparteine, or strophanthus.
Calomel and caffeine. Cocaine.
Colocynth, compound extract.
Digitalis. Theobromine sodio-salicylate. Elaterium, in renal.
Hot-air bath.
Jalap, compound powder, with potassium bitartrate, in renal.
Magnesium sulphate, concentrated solution.
Pilocarpine, in renal dropsy.
Potassium iodide.

Dysentery.

Rest.
Ergot, in bloody stools.
Hamamelis, injections.
Ice-water, injections.
Ipecac, in acute.
Lead acetate, with opium and camphor.
Mercury bichloride, gr. $\frac{1}{100}$.
Nitro-hydrochloric acid.
Peroxide of hydrogen and tannin, rectal injections.
Silver nitrate, rectal injections (gr. 10 to 20 to ounce).

Dysmenorrhœa.

Antipyrin or acetanilide, in neuralgic.
Apiol. Manganese.
Belladonna, suppository.
Camphor, with acetanilide or antifebrin.
Cannabis indica and gelsemium.
Hot sitz-bath, with turpentine stupe, and Dover's powder.
Iron, strychnine, and quinine, with rest and riding.

Dyspnœa.

Ammonium carbonate.
Arsenic, in emphysema.
Aspidospermine.
Dry cupping over back.
Morphine. Nitrites.
Oxygen.
Quebracho, with bromide.
Strychnine, with atropine.

Eclampsia.

Amyl nitrite, inhalation.
Chloral and bromide, each 1 drachm, by rectum.
Chloroform.
Elaterium, gr. ¼. Jalap.
Extraction of child.
Hot bath. Opium. Venesection.

Epididymitis.

Ice-bags. Ichthyol.
Iodide of potassium.
Iodine, or silver nitrate solution.
Mercury and belladonna ointments, equal parts, or iodine, grs. 4, with lanolin, ounce 1, locally.
Strapping testicle.

Epilepsy.

Amyl nitrite, inhalations.
Antifebrin and antipyrin.
Belladonna, with bromides.
Borax. Bromides.
Chloral, with bromides.

Epistaxis.

Acetic acid, locally.
Alum powder, pure or with starch.
Ergot, turpentine, hamamelis, or oil of erigeron, internally.
Hot-water and hot foot-bath, cold-water bags to dorsal vertebræ.
Ice applied to nose.
Nitrate of silver stick to septal ulcer,
Plugging anterior and posterior nares.
Vinegar or lemon-juice, injected.

Fever.

Rest in bed.
Alcohol.
Antipyrin. Antifebrin.
Cold baths, coils, packs, sponging, ice-bags, etc.
Musk, by rectal injection.
Phenacetin (all cautiously).
Quinine.
Strychnine.

Gastralgia.

Arsenic.
Bismuth and pepsin, after meals.
Bromides or valerian.
Counter-irritation.
Cannabis indica. Hoffman's anodyne.
Hot applications.
Massage, enemata, diet, suppositories

Gastralgia (*continued*).

of gluten, glycerin, or soap, to overcome constipation.

Gastric Catarrh, Acute.

Cocaine (in vomiting). Diet.
Effervescing draughts. Ice.
Milk, with lime-water (peptonized).
Seidlitz powder, one-fourth of one every fifteen minutes.
Sodium bicarbonate, with gentian.

Gastric Catarrh, Chronic.

Bismuth subnitrate. Nux vomica.
Diet, koumyss, light broths.
Lavage or hot-water potations.
Silver nitrate and hyoscyamus.
Strontium lactate or bromide.

Gastrectasis.

Cod-liver oil.
Electricity.
Enemas, nutrient.
Gentian and calumba.
Iodide of iron, lactophosphate of lime, phosphate of sodium.
Lavage.

Gastric Ulcer.

Arsenic and opium.
Counter-irritation.
Ergot or cracked ice.
Milk diet or rectal feeding.
Silver nitrate, with hyoscyamus, opium, or belladonna in pill.

Gonorrhœa.

Benzoic acid, with cannabis indica.
Cocaine (4 per cent. sol.) in urethra.
Copaiba. Cubeb. Sandalwood oil.
Hydrastis, locally and internally.
Lead-water or laudanum.
Mercury bichloride (1 to 20,000 or 1 to 40,000), to flush urethra.
Opium or belladonna.
Potassium permanganate injections.
Silver nitrate, injections (gr. 2 to 4 to ounce).
Sodium bicarbonate. Potassium citrate.
Zinc sulphate injections (gr. ½ to oz.).

Gout.

Blisters, flying. Chloroform liniment.
Cod-liver oil. Water.
Colchicum, wine of root.
Fowler's solution of arsenic.
Ichthyol ointment to painful joints.
Iodide of iron and cod-liver oil.
Iodide of potassium, with colchicum.
Iodine, ointment or tincture.
Lithium carbonate or citrate, internally, locally.
Morphine. Piperazine. Phenocoll.
Strontium salts. Tetra-ethyl-ammonium.

Hematemesis.

Rest.
Ergot, hamamelis, or ipecac.
Ice, cracked.
Iron, tincture of chloride, or turpentine, internally.
Lead acetate with morphine or opium.
Silver nitrate, gr. ¼, in pill.
Tannic acid, gr. 20 to drachm of water.

Hematuria.

Rest.
Camphor, gr. 10 to 20, in pill.
Ergot. Gallic acid, gr. 20.
Hamamelis, injected. Quinine.
Styptic injections, rarely.
Turpentine.

Hemoptysis.

Absolute rest.
Alum (gr. 20 to ounce), in spray.
Cup or strap extremities.
Ergot, fluid extract. Gallic acid.
Ice over heart.
Ipecac, in small doses.
Morphine, hypodermically.
Turpentine or erigeron oil.

Hay Fever.

Arsenic. Opium.
Atropine, gr. $\frac{1}{150}$, repeated once in two hours. Mineral acids.
Climate. Sodium salicylate.
Cocaine, 2–4 per cent. solution, atomized in nose. Physical exercise.
Cotton plug in nostrils.

Headache.

Treat cause.
Antipyrin. Antifebrin.
Bromides. Croton chloral.
Caffeine, with bromide.
Capsicum plaster, to neck.
Refraction, if eye-strain.
Ergot, if congestion.
Gelsemium. Guarana.
Heavy magnesium.
Hydrobromic acid.
Mustard foot-bath.
Nux vomica, in sick headache.
Phenacetin. Purge or emetic.
Sodium bicarbonate.

Hemorrhage, Intestinal.

Enemas, styptic. Ice to abdomen.
Ice, by mouth, and Monsel's salt, gr. 3, in pill. Ice-water injections.
Lead acetate and camphor.
Liquid food (peptone or beef-juice) absorbed from stomach. No milk.
Sulphuric acid.
Tannic acid and opium. Turpentine.

Incontinence of Urine.

Antiseptic fluids, to cleanse bladder.
Arsenic, with nux vomica.

Incontinence of Urine (*continued*).

Belladonna with bromide.
Catheterization, if due to retention.
Circumcision.
Ergot. Hyoscyamus.
Nitre and potassium citrate.
Rhus aromatica, in children.

Insomnia.

Bromide of potassium.
Bath.
Chloral, if not due to pain.
Chloralamide.
Croton chloral.
Food at night.
Hot-water bags to feet, cold to head.
Hyoscine.
Morphine, with chloral.
Paraldehyde.
Remove indigestion.
Somnal.
Sulphonal.
Valerian, in nervousness.

Intermittent Fever.

Arsenic.
Calomel.
Ice-pack, if fever excessive.
Iodine.
Podophyllin, preceding quinine.
Quinine.

Iritis.

Atropine.
Ice compress.
Eserine.
Iodide of potassium, with mercury.
Leeches and heat, to relieve pain.
Mercury, by inunction.

Keratitis, Interstitial.

Antiseptic lotions.
Antisyphilitic treatment.
Atropine.

Keratitis, Phlyctenular.

Atropine.
Boracic acid, solution.
Cold-water douche.
Tonics and alteratives.
Yellow oxide of mercury ointment.

Laryngitis, Acute.

Calomel, followed by saline purges.
Ice, externally.
Inhalation from steaming water of compound tincture of benzoin, with paregoric.
Voice not to be used.

Laryngitis, Subacute.

Cold compress, externally.
Inhalations of recent vapor of ammonium chloride.
Zinc sulphate (gr. 4 to ounce), spray.

Leucorrhœa.

Alum or boric acid, douche.
Belladonna, with tannic acid, applied on cotton.
Hot sitz-bath, or vaginal injections.
Hydrastis injections.
Iron, with tonics.
Potassium permanganate, as injection.
Tampon, iodoform and tannic acid.
White-oak bark, or tannic acid and glycerin.

Lumbago.

Acupuncture.
Atropine (gr. $\frac{1}{60}$), morphine (gr. $\frac{1}{4}$), into muscle.
Chloroform liniment.
Foot-bath and Dover's powder.
Ice-bag or ether spray to loins.
Ironing back with laundry-iron.
Massage. Monobromated camphor.
Mustard or capsicum plaster.
Potassium iodide or salicylic acid.

Mania.

Anæsthetics or apomorphine.
Bromides.
Cannabis indica, with bromides.
Chloral, if kidneys healthy.
Cimicifuga, after confinement.
Cold douche to head.
Hyoscine hydrobromate. Morphine.
Tonics, if after typhoid, etc.

Mastitis.

Belladonna, to breast.
Breast-pump, if milk persists.
Compression.
Purges.

Meningitis, Acute.

Belladonna.
Blister early.
Bromides and chloral.
Calomel, with opium.
Ergot.
Ice-bag to head.
Leeches.

Migraine.

Bromide of sodium, with caffeine.
Cannabis indica. Croton chloral.
Gelsemium, with cannabis indica.
Hyoscyamus, with calomel.
Salicylic acid.

Myalgia.

Ammonium chloride.
Clove oil, added to liniment.
Electricity. Heat.
Iodide of potassium or salicylates.
Massage.

Nasal Catarrh.—See "CORYZA."

Neuralgia.

Aconitine. Gelseminine.

Neuralgia (*continued*).

Acupuncture, nerve-stretching, or neurectomy.
Ammonium chloride.
Bromide of potassium, with caffeine.
Camphor and chloral liniment, locally.
Cimicifuga, in ovarian.
Croton chloral, in brow.
Freezing parts with ether.
Hydrocyanic acid, in intestinal.
Hyoscyamine.
Iodide of potassium.
Iron and arsenic.
Morphine, injected locally.
Mustard plaster.
Nux vomica.
Peppermint oil or menthol, locally.
Phenacetin.
Phosphorus.
Quinine.
Specific remedies.
Turkish bath.

Night-Sweats.

Agaricin.
Belladonna or atropine.
Camphoric acid.
Ergot. Gallic acid.
Hot bath at bedtime.
Picrotoxin (gr. $\frac{1}{60}$) or strychnine.
Pilocarpine.
Sulphuric acid, with morphine.

Pericarditis.

Alcohol, digitalis, or caffeine.
Aspiration, gradual.
Blister, over præcordium.
Calomel, with opium.
Iodide of potassium.
Jalap or elaterium, or saline purge.
Leeches or ice-bag, over præcordium.

Peritonitis, Acute.

Belladonna and opium.
Calomel or salines.
Leeches or mustard plaster.
Pancreatinized milk.
Section.
Turpentine stupes.

Pleurisy.

Aspiration.
Blisters. Sinapisms. Leeches.
Digitalis or pilocarpus.
Elaterium or jalap.
Ice-poultice or jacket.
Iodine, locally.
Iodide of potassium.
Salicylates.
Saline purges.

Pneumonia.

Alcohol.
Ammonium salts. Turpentine.
Blisters. Turpentine stupe.
Cardiac and respiratory stimulants.
Cups, wet or dry. Calcium chloride.

Pneumonia (*continued*).

Digitalis. Aconite. Veratrum viride.
Ice-poultice or lamb's-wool jacket.
Intravenous injection of blood-serum from a convalescent.
Leeching, bleeding, cardiac sedatives.
Mustard plaster.
Nitrites. No antipyrin.
Oxygen inhalations.
Saline solution by hypodermoclysis.
Strychnine.

Post-Partum Hemorrhage.

Abdominal massage.
Ergot.
Ether, hypodermically.
Hot intra-uterine douche.
Suture, if due to laceration.
Tamponing with iodoform gauze.
"Turn out that clot."

Pruritus.

Arsenic, quinine, bitter tonics, cod-liver oil.
Calomel and lard, locally.
Carbolic acid, well diluted, locally.
Cocaine.
Cold douche and injections.
Diabetic treatment.
Goulard's extract, dilute.
Hydrocyanic acid, locally.
Mercuric chloride, 1 : 250, as wash.
Silver nitrate, locally, preceded by cocaine.
Sodium bicarbonate or borax.

Psoriasis.

Anthrarobin. Aristol. Arsenic.
Baths of sulphides.
Chrysarobin, internally, or ointment.
Gallic acid ointment.
Resorcin. Ichthyol. Thiol.

Puerperal Fever.

Bichloride of mercury (1 to 5000) or creolin (2 per cent.) solutions.
Curette, to remove membranes.
Salines, if peritonitis develops.
Celiotomy, if peritonitis develops.
Nutriment and alcoholic stimulants.
Iodine and carbolic acid applied to ulcerated wounds.

Rheumatism, Acute.

Rest.
Alkalies and quinine.
Blisters over joints.
Cimicifuga.
Cold applications, if hyperpyrexia.
Iron, tincture of chloride.
Oil of gaultheria.
Potassium iodide. Phenocoll.
Rhus toxicodendron.
Salicin or salicylic acid and its salts.
Sodium bicarbonate, applied on lint.
Salol.

Rheumatism, Chronic.

Arsenic.
Baths of sulphides. Turkish baths.
Cod-liver oil.
Ichthyol.
Iodine, locally.
Mistura ferro-salicylata.
Potassium iodide, colchicum, and sarsaparilla.
Veratrine ointment.

Rickets.

Cod-liver oil.
Cool sponging.
Iodide of iron. Oxygen inhalation.
Lime salts, phosphorus.
Quinine, cod-liver oil, nux vomica.

Scarlet Fever.

Alcohol.
Ammonium acetate.
Carbolic acid in benzoated lard, vaselin, cosmolin, or almond oil, locally.
Chloral.
Cold sponging.
Ice-bag or rubber head-coil.
Jalap, with potassium bitartrate.
Pilocarpine.
Peroxide of hydrogen, locally.
Strychnine, iron, simple bitters, quinine, or Basham's mixture.
Warm, wet pack.
Water, pure, in large amounts.

Sciatica.

Blister or cautery.
Cod-liver oil.
Chloroform, ether, or osmic acid, deeply injected.
Ether or rhigolene, sprayed.
Ice, locally.
Morphine, injected.
Nerve-stretching.
Potassium iodide.
Salicylic acid and iron.

Scrofulosis.

Arsenic or corrosive sublimate.
Calcium chloride (hydrated).
Cod-liver oil.
Excising gland, packing with iodoform gauze.
Ichthyol ointment.
Iodine ointment.
Iron, syrup of the iodide.
Lactophosphates or hypophosphites.
Phosphate of sodium or lime.
Sulphide of calcium.

Sore Throat.—See "TONSILLITIS."

Sprains.

Cold and hot applications, alternately.
Fomentations. Rest.
Lead-water and laudanum.
Massage, followed by bandaging.

Stings and Bites.

Alkaline liquids, locally.
Carbolic acid. Ether.
Corrosive sublimate, with flexible collodion.
Ligature, or cleansing of wound.
Potassium permanganate.
Vinegar, locally.

Tonsillitis.

Calomel and quinine. Guaiacol.
Guaiac, internally and as gargle.
Hydrogen peroxide, in spray.
Incise abscess.
Iron, tincture of the chloride.
Salol and salicylates.
Sodium bicarbonate, locally.

Tuberculosis.

Arsenic. Atropine, hypodermically in night-sweats.
Chlorine, by inhalation.
Chloroform, terebene, and ethyl iodide by inhaler.
Codeine. Cod-liver oil.
Compressed and rarefied air.
Creasote. Guaiacol. Eucalyptol.
Gavage (overfeeding).
Glycerin and water, with lemon-juice.
Iodine, internally, hypodermatically, and over pleuritic spots.
Iodoform, in pill and locally.
Lactic acid, locally.
Lactophosphates and hypophosphites.
Morphine and wild cherry bark.
Menthol, locally.
Nitrogenous diet.
Oxygen inhalations.
Peroxide of hydrogen.
Strychnine. Respiratory gymnastics.
Surgical measures.
Tuberculin and Tuberculocidin in selected cases.

Typhoid Fever.

Alcohol. *No antipyretic.*
Calomel. Water, freely.
Cold baths, systematically.
Enemas.
Hydrochloric acid.
Morphine. Quinine.
Rest and diet.
Salol. Betanaphthol.
Turpentine in stupes, enemata, or by mouth.

Ulcers (locally).

Aristol. Benzoate of bismuth.
Burnt alum.
Carbonic-acid gas.
Caustic potash. Copper sulphate.
Creolin.
Gallic acid ointment. Hamamelis.
Hydrogen peroxide.
Nitric acid, for phagedenic.
Potassium permanganate.

Ulcers (locally) (*continued*).

Precipitated carbonate of calcium, as dry dressing.
Silver nitrate. Iodoform.

Varicose Veins.

Bandage,
Barium chloride, internally and locally.
Hamamelis.

Vomiting.

Bromides, with laudanum.
Calomel (gr. $\frac{1}{8}$), ext. hyoscyami (gr. ss.).
Carbolic acid, with bismuth.
Chloroform. Cloves, oil of.
Cocaine (gr. $\frac{1}{16}$ to gr. $\frac{1}{8}$).
Enemas, partially digested.
Fowler's solution.
Hydrocyanic acid, dilute.
Hydrochloric acid, dilute.
Ice-bag. Ipecac. Lavage.
Lime-water, added to milk.
Mustard plaster over stomach.
Nux vomica.
Oxygen-water.
Peptonized milk and beef.
Podophyllin. Position.
Seidlitz powder.

Vomiting of Pregnancy.

Arsenic.
Bromide of potassium.
Cerium oxalate.
Cocaine.
Iodine, tincture of.
Ipecac, wine.
Menthol.

Whooping Cough.

Amyl nitrite.
Antipyrin.
Belladonna, tincture of.
Bromoform.
Chloral. Chloroform.
Hyoscyamus.
Hydrogen peroxide.
Monobromated camphor.
Ouäbaine.
Quinine.
Resorcin, 2 per cent. solution.

Worms.

Aspidium.
Calomel.
Carbolic acid lotion, to destroy eggs.
Castor oil.
Chenopodium, oil of.
Kamala, drachms 1 to 2, in syrup.
Lime-water injections.
Pelletierine.
Pepo.
Quassia injections.
Salicylic acid.
Santonin.
Spigelia.
Turpentine and castor oil.

LIGATION OF ARTERIES.

THE accompanying plate indicates the positions in which the operation of ligating arteries in their continuity is most commonly performed. There is no point at which ligatures are applied which is not represented, with the exception of a few which are very rarely chosen. With the explanations which follow, this diagram will serve as a guide to the practitioner who may be called upon in an emergency to perform an operation in regard to which he has grown somewhat rusty from want of practice.

1. Ligation of the Temporal Artery.—The temporal artery is the continuation of the external carotid from the level of the lobe of the ear to the level of the eyebrow, where it divides into its terminal branches. The point at which it is ligated is a little in front of the anterior curve of the concha. A vertical incision, about an inch in length, is made in front of the concha. The artery is easy to find, as it is very superficial at this part of its course. Its accompanying vein lies to the outer side, and the temporal branch of the auriculo-temporal nerve lies in front of it.

2. Ligation of the Occipital Artery.—The occipital artery comes off from the posterior part of the external carotid at about the level of the angle of the lower jaw. It curves backward under and to the inner side of the mastoid process, at the back of which it comes out through the attachment of the trapezius muscle, and winds in a tortuous course upward over the occipital bone. The point at which it is ligated is about an inch behind the ear. An incision, an inch and a half long, parallel to the posterior edge of the mastoid process, will expose it. Its accompanying vein lies to the outer side of it. (There are but few occasions when it is necessary to ligate this artery, as its position makes it very easy to stop the flow of blood through it by pressure with a suitable compress and bandage.)

3. Ligation of the Facial Artery.—The facial artery comes off from the external carotid just below the level of the angle of the lower jaw, and passes forward below this bone to a point just in front of the insertion of the masseter muscle. Here it sends a branch forward, the submental, while the main trunk curves up over the lower jaw and passes in a tortuous course toward the angle of the mouth. The point at which it is ligated is that at which it ascends in front of the masseter muscle. An incision an inch in length will expose it. Its accompanying vein lies to the outer side.

4. Ligation of the Lingual Artery.—The lingual artery comes off from the external carotid at the level of the great cornu of the hyoid bone; it passes forward under the posterior belly of the digastric muscle, and the stylo-glossus and hyo-glossus muscles, to the root of the tongue, and thence to its further distribution. It is in some respects the most difficult artery to ligate in the whole body. The point at which it is ligated is the second part of its course, under the hyo-glossus muscle. An incision is made about half an inch above, and parallel to, the great horn of the hyoid bone, and extending from just in front of the anterior edge of the sterno-cleido-mastoid muscle to near the middle line of the neck, half an inch below the base of the jaw. The skin and subcutaneous fat having been divided, the capsule of the submaxillary gland will be met. This capsule must be divided, and the gland carefully drawn up over the jaw. In doing this great care must be taken not to injure the facial artery and vein, which pass through the gland. The posterior part of the capsule of the gland must next be divided. This will expose the shining aponeurosis which constitutes the pulley of the digastric muscle and attaches it to the great horn of the hyoid bone, near the insertion of the stylo-hyoid muscle. Behind these passes the hypoglossal nerve. This must be delicately detached from the sheath of the hyo-glossus muscle, which lies below it, and pushed up out of the way. As the next step, fix the pulley of the digastric with a tenaculum and gently insinuate a director behind the posterior edge of the hyo-glossus muscle, and push it forward between this and the middle constrictor of the pharynx, which lies under-

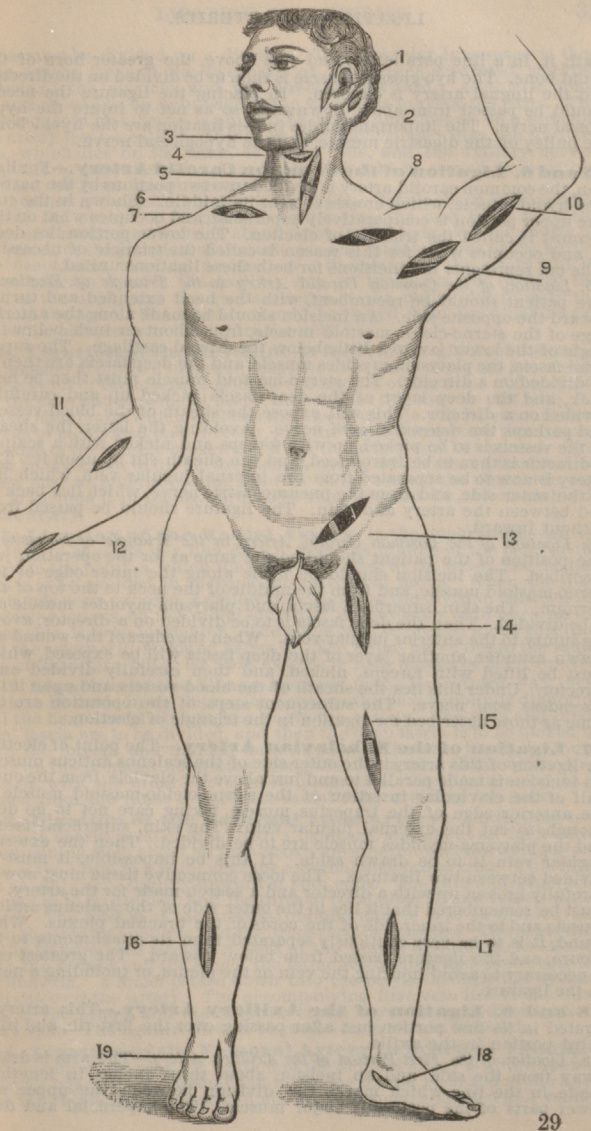
1
2
3
4
5
6
7
8
9
10
11
12
13
14
15
16
17
18
19

neath it, in a line parallel to, and just above, the greater horn of the hyoid bone. The hyo-glossus muscle is then to be divided on the director, and the lingual artery is exposed. In placing the ligature the needle should be passed from above downward, so as not to injure the hypoglossal nerve. The important guides in this ligation are the hyoid bone, the pulley of the digastric muscle, and the hypoglossal nerve.

5 and 6. Ligation of the Common Carotid Artery.—For ligation, the common carotid artery is divided into two portions by the narrow omo-hyoid muscle, which crosses it near its middle. (Shown in the cut.) The upper portion is comparatively superficial, and occupies what on this account is called the triangle of election. The lower portion lies deeper, and occupies what for this reason is called the triangle of necessity. (The cut represents the incisions for both these ligations united.)

5. *Ligation of the Common Carotid Artery in the Triangle of Election.*—The patient should be recumbent, with the head extended and turned toward the opposite side. An incision should be made along the anterior edge of the sterno-cleido-mastoid muscle, from about an inch below the angle of the lower jaw to a little below the cricoid cartilage. The superficial fascia, the platysma-myoides muscle, and the deep fascia are then to be divided on a director. The sterno-mastoid muscle must then be held back, and the deep layer of the deep fascia picked up and carefully divided on a director. This will expose the sheath of the blood-vessels, and perhaps the *descendens noni* nerve. Avoiding the latter, the sheath of the vessels is to be picked up with forceps and nicked with a scalpel. A director is then to be introduced, and the sheath slit up upon it. The artery is now to be separated from the internal jugular vein, which lies to the outer side, and from the pneumogastric nerve, which lies back of and between the artery and vein. The ligature should be passed from without inward.

6. *Ligation of the Common Carotid Artery in the Triangle of Necessity.*—The position of the patient should be the same as for the operation just described. The incision should be made along the inner edge of the sterno-mastoid muscle, and from the middle of the neck to the top of the sternum. The skin, superficial fascia, and platysma-myoides muscle are to be divided. Then the deep fascia is to be divided on a director, avoiding injury to the anterior jugular vein. When the edges of the wound are drawn asunder, another layer of the deep fascia will be exposed, which must be lifted with forceps, nicked, and then carefully divided on a director. Under this lies the sheath of the blood-vessels, and upon it the *descendens noni* nerve. The subsequent steps of the operation are the same as those described for ligation in the triangle of election.

7. Ligation of the Subclavian Artery.—The point of election for ligation of this artery is the outer side of the scalenus anticus muscle. An incision is made parallel to and just above the clavicle, from the outer half of the clavicular insertion of the sterno-cleido-mastoid muscle to the anterior edge of the trapezius muscle, taking care not to go deep enough to cut the external jugular vein. The skin, superficial fascia, and the platysma-myoides muscle are to be divided. Then the external jugular vein is to be drawn aside. If this be impossible, it must be divided between two ligatures. The loose connective tissue must now be carefully broken up with a director and a search made for the artery. It must be remembered that it lies to the outer side of the scalenus anticus muscle and to the inner side of the cords of the brachial plexus. When found, it is to be very cautiously separated from its attachments to the pleura, and the ligature passed from below upward. The greatest care is necessary to avoid injuring the vein or the pleura, or including a nerve in the ligature.

8 and 9. Ligation of the Axillary Artery.—This artery is ligated in its first portion just after passing over the first rib, and in its third portion in the axilla.

8. *Ligation of the First Portion of the Axillary Artery.*—The arm is drawn away from the side, and an incision about three inches in length is made in the line which marks the division between the upper and lower parts of the pectoralis major muscle. The superficial and deep

sciæ must be divided on a director. The muscular interspace is then to be sought for, and the two parts of the muscle separated, working up toward the clavicle, and not directly backward. As this is done, the arm should be brought back to the side, so as to relax the parts. The costo-coracoid membrane is next to be found and opened on a director. The artery lies beneath it. It is to be carefully isolated from the axillary vein, which lies on its inner, or lower, side, and the axillary nerves, which lie to its outer side. The ligature should be passed from within outward, or from below upward.

9. *Ligation of the Axillary Artery in the Axilla.*—This is the most accessible part of the artery. It is reached by drawing the arm away from the body, and making an incision about three inches long over the course of the vessel, at the junction of the anterior and middle thirds of the axilla. The deep fascia must be divided on a director, and the artery will be found beneath it, with the axillary vein on the ulnar side (toward the back of the arm), and the median nerve on the radial side (toward the front of the arm). The ligature should be passed from the ulnar toward the radial side, so as not to injure the vein.

10. Ligation of the Brachial Artery, in the middle of the arm.—An incision about two inches in length is to be made along the inner edge of the swell of the biceps muscle, at the middle of the arm. After dividing the skin and superficial fascia, and any fat that may be met with, the fibrous membrane which encloses the biceps muscle will be encountered. This is to be divided on a director, and the loose connective tissue along the edge of the muscle broken up, when the artery will be exposed. Care must be taken not to divide the median nerve, which crosses the brachial artery near its middle, passing from the radial toward the ulnar side, and not to include it in the ligature. The venæ comites lie one on each side of the artery.

11. Ligation of the Radial Artery, in the upper third.—An incision is to be made in a line drawn from the middle of the bend of the elbow to the point at which the pulse can be felt at the wrist. The median vein is to be avoided in incising the superficial fascia. When the deep fascia has been exposed, a yellow line, marking the division between the supinator longus, on the radial side, and the pronator radii teres, on the ulnar side, is to be looked for. The fascia is to be opened along this line, and the artery will be found below it. The radial nerve lies to the radial side of the artery, but so far away as to be in little danger of being injured.

12. Ligation of the Ulnar Artery, in the lower third.—An incision is to be made in the depression between the flexor sublimis digitorum and the flexor carpi ulnaris, just above the carpus. The skin and superficial fascia are to be divided, and then the deep fascia is to be picked up with the forceps and divided on a director. The artery will be found lying on the pronator quadratus, alongside the tendon of the flexor carpi ulnaris, with the ulnar nerve on its ulnar side. The ligature should be passed from the ulnar toward the radial side, avoiding the nerve.

13. Ligation of the External Iliac Artery.—An incision is to be made nearly parallel to Poupart's ligament, and about an inch above it, extending from about an inch above the anterior superior spinous process of the ilium to a point near the external abdominal ring. This incision should curve slightly upward at both ends. The skin and superficial fascia are to be divided, and ligatures to be applied to any vessels which bleed. The tendon of the external oblique muscle is to be divided, and then the internal oblique and the transversalis muscles. The separation of the transversalis fascia is a work of the utmost delicacy, to be effected with the forceps and the finger, the latter restraining and protecting the peritoneum. A finger passed down into the pelvis through the opening will discover the artery. The accompanying iliac vein lies to the inner side of the artery, and the anterior crural nerve at some distance to its outer side. The ligature should be passed from within outward.

14. Ligation of the Femoral Artery in Scarpa's Triangle.—The point of election for ligation of the femoral artery is at the apex of Scarpa's triangle. To accomplish it, the leg should be flexed at the knee, and the thigh slightly flexed upon the abdomen, abducted and rotated

outward, so as to lie on its outer side. An incision should then be made over the course of the artery, in a line bisecting Scarpa's triangle from the middle of its base to its apex. This incision should be about three inches long, and its middle should be over the apex of the triangle. The skin, superficial fascia, and fat having been divided, the inner edge of the sartorius muscle must be found and drawn outward. The artery will now be found, with the vein to the inner side and a little behind it, and several nerves on the outer side. The artery should be carefully isolated after opening its sheath, and the ligature passed from within outward.

15. Ligation of the Femoral Artery in Hunter's Canal.—This rare ligation is performed by placing the limb in the position for the preceding operation, and making an incision from the apex of Scarpa's triangle toward the back part of the internal condyle of the femur, avoiding the saphena vein. After passing through the skin, superficial fascia, and fat, the deep fascia will be seen, binding down the sartorius muscle. This membrane is to be opened on a director and the muscle drawn backward. This will disclose the aponeurotic sheath which covers the femoral artery at this point. This sheath must be opened, and the artery will be exposed. In ligating it, care must be taken not to injure the long saphenous nerve, which accompanies it, or the femoral vein, which here lies behind it and toward its outer side. The ligature should be passed very carefully from without inward.

16. Ligation of the Anterior Tibial Artery, in the middle third.—An incision is to be made, about three inches long, in a line passing from a point midway between the tubercle of the tibia and the head of the fibula, to a point midway between the two malleoli. When the deep fascia has been reached, a yellow line may be found, indicating the septum between the tibialis anticus muscle and the extensor longus digitorum. Along this line the aponeurosis is to be divided on a director, and the two muscles carefully separated until the extensor proprius pollicis is met with, when this is to be separated from the tibialis anticus until the artery is reached. It is accompanied by two venæ comites, which it is not important to regard if they are difficult to separate from the artery. The anterior tibial nerve lies either in front or at the outer side of the artery. To avoid injuring it, it should be pressed to the outer side of the wound and the ligature should be passed from without inward.

17. Ligation of the Posterior Tibial Artery, in the middle third.—An incision three inches long is to be made parallel to the inner border of the tibia and about half an inch back of it, and carried down to the superficial fascia. This is to be carefully opened, avoiding injury to the internal saphenous vein and nerve, which lie in the track of the wound. They must be found and drawn aside. Then the deep fascia is to be divided on a director, and the inner border of the soleus muscle is be pressed away from the tibia, when the vessel will be exposed. It is accompanied by two venæ comites and the posterior tibial nerve, which lies to the fibular side of it. The veins and nerve being separated from the artery, the ligature should be passed from the fibular toward the tibial side.

18. Ligation of the Posterior Tibial Artery behind the Internal Malleolus.—A slightly curving incision an inch and a half long is to be made behind the internal malleolus, and about half-way between it and the tendo Achillis. The skin and superficial fascia having been divided, the deep fascia is to be lifted and divided on a director. The artery will then be exposed, accompanied by its venæ comites, and the posterior tibial nerve, which lies to the back of it and toward the fibular side. The ligature should be passed from behind forward.

19. Ligation of the Dorsalis Pedis Artery.—An incision an inch long is to be made on the back of the foot between the inner tendon of the extensor brevis digitorum and the outer side of the tendon of the extensor longus pollicis. (These tendons can be mapped out by manipulating the great toe.) After dividing the skin, the superficial fascia, and the deep fascia, the artery will be exposed. The continuation of the anterior tibial nerve lies to the fibular side of the artery. The ligature should be passed from the fibular toward the tibial side.

THE

MEDICAL NEWS

VISITING LIST.

RECORDS OF PRACTICE.

FOR THIRTY PATIENTS PER WEEK.

1895.

NAME.	Su.	M.	Tu. 1	W. 2	Th. 3	F. 4	Sa. 5
Mr Schlemes 643 Fr. St			c				
N Packatt 708 Penna ave			c				
Mrs Eaton			c				
Mr Thompson Easton					c		
Miss F. Hicks						c	
Mr Schwarz						c	
Miss Burgess Havre de Grace						c	
Mrs Hecht. 210 W Fayette St							c

CHARGE.	MEMORANDA.
10	Pd
20	Pd

NAME.	Su. 6	M. 7	Tu. 8	W. 9	Th. 10	F. 11	Sa. 12
Mrs Evans			C				
Mrs			C				

CHARGE.	MEMORANDA.
20	nd
10	nd

10

NAME.	Su. 13	M. 14	Tu. 15	W. 16	Th. 17	F. 18	Sa. 19
E E							
Jackson Salisbury N.C.				C	C		
" Keogh Omaha					C		
Mrs Gillespie					C	·	
Mr Harrison (DH)						C	
Mr Mumford Moberly Mo	Mo					C	
Miss McDonnell						C	
Mrs Eaton						C	
Thos J Walsh Mulberry St							C

CHARGE.		MEMORANDA.
20	Ay	
10	pd	
25	Rd	
10	nd	
10	pd	

17

NAME.	Su. 20	M. 21	Tu. 22	W. 23	Th. 24	F. 25	Sa. 26
Mr Stonebreaker 936 Harlem av	c						
Mr Nickerson Easton		c	(DH)				
Mr Paul Ransom Buffalo		c	c		c		
Mr Luther Frush 1029 Mal av			c				
Dr Ewemble			c				
Mrs Jackson Salisbz			c				
J Epstein Hollins St			c				
T Arnold 34 Baltimore St				c			
Dr. Appelback Phila:							
Mr Ebaugh 1213 E Preston						c	
Mr Duval 1227 North St			c				
Mr Fink						c	
Homer. Walbrook						c	
Mrs McKenzie (with Dr Finne (DH)							c
Mrs Edgar Nye Buckshoals Arden NC							c
Judge Robinson Annapolis							c

CHARGE.		MEMORANDA.
10	Pd	
10	Pd	
		C D. T Thomas.
10	Pd	
		No heart lesion. arteries soft. allack in now of uncons after hard
10	Pd	weeks work. Paral pain ~~[illegible]~~
10	Pd.	Lasted days days
20	Pd	

33

NAME.	Su. 27	M. 28	Tu. 29	W. 30	Th. 31	F. 1	Sa. 2
Mrs Simon Mucher	c	·	c	c			
Mrs Muncerfeld							c
Mrs childs. Bath							c

CHARGE.	MEMORANDA.
	1936 Arch St Phila. $7.00
10	nd

36

NAME.	Su. 3	M. 4	Tu. 5	W. 6	Th. 7	F. 8	Sa. 9
Susan Mather	C				C		
Mrs al. Brown			C			C	
Mrs 9 H Martin 815 St Paul			C				
Capt. L J Fobes 1821 Bolton St.			C				
Mrs E Vaughn 1213 Preston						C	
Mrs J C Gilliam Fredericksburg						C	

CHARGE.	MEMORANDA.
	Old plans.
	40

NAME.	Su. 10	M. 11	Tu. 12	W. 13	Th. 14	F. 15	Sa. 16
Mr Brafman - 734 Lexington		c					
Mrs D.S. Gillings. Funkshrey		c					
Mr Velsey Troy N.Y.				c			
Mrs W H Brown Hart. Dept				c	c		
Senator Ferguson. Toronto					c		c
Mrs Katz 305 N Eulaw					c		

CHARGE.		MEMORANDA.
	10	Pd
	10	Pd
	5	
	10	Pd.

45

NAME.	Su. 17	M. 18	Tu. 19	W. 20	Th. 21	F. 22	Sa. 23
Senator Ferguson	C				C	C	
Mrs JJ Mclaren		C					
Mrs Jackson					C		
Mrs Lawrence					C		
Mrs Kinman						C	
Mrs JJ Creamer							C
Mrs Mags 248 N 12th Phila							C

CHARGE.	MEMORANDA.
40 Pd.	
	Bill to Dr. Bentley
10 Pd	
25 Pd.	

57

NAME.	Su. 24	M. 25	Tu. 26	W. 27	Th. 28	F. 1	Sa. 2
Mr Wesley Tucker	C						
Mrs Cobleng	C						
Mrs al. Brown		C					
Mr Sharpe Middleton			C				
Dr Lawrence			C	C			
Mr Lazarus 50, N. Gay				C			
Miss Lang					C		C

CHARGE.	MEMORANDA.
	300
10	Pd

5-6

NAME.	Su. 3	M. 4	Tu. 5	W. 6	Th. 7	F. 8	Sa. 9
Mr W W McConike	c						
Miss King	c		C			C	
Mr Smith Snow Hill		c					
Mr Johnson C Dr McDaniel		c	(DH)				
Mr Sharp 2004 DH Ave " "			c				
Mr Howard			c				
Mr Hubbell 1004 Asquith				c			
Mr Philip (C Dr Wilkins)				c†	c		
Mr Cone							c
Mr E. Bird 8. E Biddle							c
Mr " 1515 Linden ave							c
Mr Rosenburg 807 N Chas							c

C Dr Wilkins. case of [illegible] Endocarditis following puerperal fever.

: with Dr Aarhinson - Cardiac Arthritis

CHARGE.		MEMORANDA.
10	Pd	
10		Syph. ac. Hg much & then K I. Wrote to Dr Jones of Brownhill
10	Pd	
5		Spasm of glottis in old woman. at 58. 4 attacks.
10	Pd	
20	Pd	
10	Pd	

C Dr Van Bibber

67

NAME.	Su. 10	M. 11	Tu. 12	W. 13	Th. 14	F. 15	Sa. 16
Mrs E Bird	c						
Mrs. C Stock		c					
Major Meller. Halifax			c				
Miss King					c		
Col. Penrose.					c		
Mr Jackson					c		
Mr Glen 1103 Enlaw St						c	c
F Cunningham Boston							c
Mr Tucker							c
Senator Ferguson Toronto							c
Mrs Almon. Halifax							c
Carlos Healers 2201 N Chas							c

Consol. St Apex. Hoving Walking. + Leptalo
Tuberculin. gist of 15

CHARGE.	MEMORANDA.
10	Pd.
10	Pd
	909 Exchange Building. Bost
	74

NAME.	Su. 17	M. 18	Tu. 19	W. 20	Th. 21	F. 22	Sa. 23
Mr Tucker	c		c		c		c
Mr W Smith dead Idiotz		c					
F C Slingluff. Fidelity Bldg		c					
Mrs West 2419 Md ave.			c				
Carlos Waters			c				
Prof Butler Woman's College					c		
Miss H Shawman Hagerstown					c		
Henry Becker 2131 Md ave						c	c
Mr Camden Versailles Ky							c
Miss King						c	

^ get address from Hospital. Ward C

1 Friend of Mrs Bishop (d for B)
Oak Hill
Mr Hagerstown Md

CHARGE.	MEMORANDA.
10	Pd
10	Pd

81

NAME.	Su. 24	M. 25	Tu. 26	W. 27	Th. 28	F. 29	Sa. 30
John Donaldson	C						
Mrs Camden		C					
Mrs Tucker		C		C			
Mrs Hanson N.Y.				C			
Mrs Zimmerman. Cr. Grand Pass				C			
Mrs Lawrence					C		
Ben Gallagher · Omaha					C	C	C
Mrs Louis Gutman						C	

CHARGE.		MEMORANDA.
	20	Na
	10	do
	10	Na

NAME.	Su. 31	M. 1	Tu. 2	W. 3	Th. 4	F. 5	Sa. 6
Mr Tucker	c	c		c		c	
Mr Childs N.Y.	c	c					
Mrs Gallagher		c			c		
Mrs Howard Carroll.		c					
Mrs Charlottesville		c	c				
Mr Leitch 1024 Eden St			c				
Mr Abel			c				
Mr Morris 1904 Mt Roy Ter			c				
Mr Hayward N Chas				c	c		
Mr Schriver				c			
Miss Tunstall Norfolk. (DH)				c			
Frank Corner Jr.				c			
Mrs Bryan Chicago. (DH.)				c			
Mrs Louis Allis (Milwaukee				c		c	
Mrs Smead Hartford Cin				c			
Mr Wessner				c			
Mr Baer 204 Park Ave				c			
F Lazarus 507 N Gay							c
Mr Cone 1607 Eulaw Pl.							c

: with Dr Thomas. Boy of 8. Malign scarlet fever. much gastric disch. [illegible] haemorrh. rash. Abd. facies

End of 3 weeks Dr. T. (c Dr Jones

80

CHARGE.	MEMORANDA.
	24
	$25 25
	20
	10
	Mrs Gordons daughter - 15
	mill 5 10
	25
	10
	20
	10
	10 Pd C to Thomas 10
	577. Pat. from Mrs Braxton
	25
10 Pd	10
	20
	Pd Mrs of Mrs Mooney 10
	10
	10
	260

102

NAME.	Su. 7	M. 8	Tu. 9	W. 10	Th. 11	F. 12	Sa. 13
Mr Tucker	c		c		c		
Mr Chamberlain H. d. Gra	c						
Mr Patten 2438 N Calvert St	c						
Mr Gallagher "	c						
Mrs Lawrence Washington		c					
Mr John Williams Franklin St.		c					
I K Taylor			c			c	
Miss Eaton			c		c		
Mr Morris 1904 Mt R. Ter				c			
Mr Mathews Mossing Conn				c			
~~Mr Burns 711 St Paul~~					c		
Mr E E Jackson					c		
Mrs Louis Gutman					c		
Mr Gadsen. Charleston SC					c		
Mrs Adler						c	
Jas A Murray 114 S. Mount St.						c	

Little girl. Cod liver oil
Ancen. after. Suffo

Ch. M Bo in girl of 17

CHARGE.	MEMORANDA.
10	Pd.
	~~50 - Pd~~
10	Pd
	~~1 Apotplt c o Lamer & Co~~
10	Pd. Smith
20	00
10	Pd
	10 Pd

110

NAME.	Su. 14	M. 15	Tu. 16	W. 17	Th. 18	F. 19	Sa. 20
Mr Templeton 1206 St Paul			c				
Mr B Gallysburg			c				
Rev Mr Carrol. Chapel Hill	DH.		c				
Mr Wm Parker. Salisburg			c				
Mrs Al. Brown			c				
Mrs Harsch			c				
Mr Gleim 1106 Eulaw St			c				
Mr Chas E Koss 21 E. Fayette			c				
Mr Tucker			c	cc	cc	c	c
Mr H. Hammond				c			
Mrs Meechem (Dr Reinhardt				c			
Mr W Hume Smith				c			
Mr Marlin				c			
Mr Carlos Waters					c		
G W. Seglar					c		
Father. Clarksburg W.Va (DH					c		
Mr Sebmes St Paul.					c	c	c
Mr Shingluff's son					c		
Mr McKornick 600 N Howard St						c	
Mr Mogenthaler						c	
Mrs Spies 909 Penn ave						c	
Miss Ealon						c	
Miss King							c

CHARGE.		MEMORANDA.
		C Dr T. Taylor.
10	Pd	
		from Dr Whitehead
10	Pd	
10	Pd	
		Pyloric insuffic. with Dr Simon. Dry meals
		319 W Hoffman St
		Ch. Th.
		2233 St Paul St
10	Pd	
		Tilden R Selmes Grant Po Boone Co Ky.
10	Pd.	

128

NAME.	Su. 21	M. 22	Tu. 23	W. 24	Th. 25	F. 26	Sa. 27
Mr Hitt. K St. Wash.	c						
Mr Selmes	c	c	c				
Mr Tucker	c	c	c	c		c	
Lieut. Garch. Annapolis		c					
Mr Hotty 2223 Mad ave		c					
Mr Jyard (Mrs Mays bro.		c					
Rabbi Izold 722 W Lombard			c				
Wm Painter Stafford			c				
Miss Freudenwald Phila				c			
Mr Lyman Charlottesville				c			
Mr Meals Boston				c		c	
Mr Courson 1017 Calvert				c			
Mrs Robinson 1032 N Calvert						c	
Mrs Maloney 926 Park ave	Richmond					c	
Mr Hellback							c
Mr McCormick 600 N ch							c
Dr Lawrence							c
Miss Caldwell						c	

CHARGE.	MEMORANDA.
	c Dr Wm Johnston
20 Rd	
10 Rd	
	To charge $25
	Malig. scarlet fever. Nonunit. T. 106°. sixth day. seen at 8 p.m. unav. Ncem. rash.
10 Rd wet pack.	died at 2 p.m.
	Dr Hollyday
	1 [illegible]

NAME.	Su. 28	M. 29	Tu. 30	W. 1	Th. 2	F. 3	Sa. 4
Mr Tucker		c	c	c	c	c	c
Mr Hitt Washington		c		c			
Mrs Robinson			c		c		
Mr Nichols			c				c
J E Spurr. Washington DC			c				
Mr Bailey Greenwood SC			c				
Mr Dunn Charlotte NC			c				
Mrs Caldwell (or Hollyday			c				c
Miss Compton. (OH)				c			
Mr J H Lewis 609 and St. L				c			
Mr Lenf. 861 W Lombard					c		
Mrs Stillwell					c		
H. Harris					c		
Mrs Eaton					c		
Mr Carlos Waters					c		
Mrs F R Carey					c		
Mr Waters Minn Cin						c	
Mrs Cleary						c	
W. E Clark 301 E. St Wash						c	
J P Dempsey 229 N Green St							c
Surg. Wise W. 5 N							c

c or urban Smith. Urbana
Urbana with Dr Grimes

CHARGE.	MEMORANDA.
	100
10 Rd	
20 Rd	
20 Rd	
10 Rd	Lynchburg Va
10 Rd	
10 Rd	
10 Rd	
5 pd.	Pern anaemia, case seen April 10th
	No organic disease.

158

NAME.	Su. 5	M. 6	Tu. 7	W. 8	Th. 9	F. 10	Sa. 11
Mr Tucker	cc	cc	ccc	ccc	ccc	ccc	ccc
Miss Eaton		c					
Mr. Houck. C Dr Bishop.			c				
Mrs Swan 36 W Biddle				c			
Mr Leister Sandyville					c		
Mr Montague Chattanooga T.					c		
Mrs Brown						c	
Lieut. Harber N S N							
Gov. Brown					c		
Mr S Blanchard U. S. A.							c
Mrs Dunn C DH							c

CHARGE.	MEMORANDA.
	5-1.
10 Pd	
10 Pd	
20 Pd	
10 Pd	
	6

NAME.	Su. 12	M. 13	Tu. 14	W. 15	Th. 16	F. 17	Sa. 18
Mr Tucker	c c	c c c	c c				
Mr R P. Tucker	c						
Mrs Eaton	c			c			
Lieut. Blanchard		c					
Mr M Price		c					
Mrs Al. Brown		c					
Mr Hayward			c				
Mr Moril. Hannover				c			
Mr Epstein (Jacob.				c			
Dr Goldsborough.				c	c		
Mr A J Jones. City					c		
Mrs Caldwell, Colonia					c		
Mrs J P Smith. Snow Hill						c	
Mr Wiley. Salisbury N.C.						c	
Mr George 1320 McCulloch						c	
Mr Zeul 801 W Lamb						c	

CHARGE.	MEMORANDA.
	5-9 visits
20 Pd.	
15 Pd	(Strauss Bros.)
15 Pd	
10 Pd	
	20. visit.
10 Pd	
10 Pd	

177

NAME.	Su. 19	M. 20	Tu. 21	W. 22	Th. 23	F. 24	Sa. 25
Mr Hunt	c						
Mr Templeton	c						
Miss Lathrop		c					
Mr Frosch 7229 Mad Ave		c					
Mr Sayler Pollsburn			c				
Mr Reese			c				
Miss Eaton				c 10		c	
Mr McCormick 600 N How			c				
Mr Jammé					c		
Mr McIntosh Towson						c	
Mr Martin St Paul St							c
Rabbi Izold							c

Tu. 21	W. 22	Th. 23	CHARGE.		MEMORANDA.
			10	nd	
			10	nd	
c			10	nd	
c			10	nd	
	c 10				
c					
					Fallen of Nurse with Typhoid $20

186

NAME.	Su. 26	M. 27	Tu. 28	W. 29	Th. 30	F. 31	Sa. 1
Miss Eaton	c			c			c
Mrs Whitmore Newton			c				
Gen Hall. Washington						c	

CHARGE.	MEMORANDA.
20 pd	14

NAME.	Su. 2	M. 3	Tu. 4	W. 5	Th. 6	F. 7	Sa. 8
Miss Eaton	C						
Mrs Schwartz	C						
Mrs Genl. Mc Lombard	C						
Mr Green Washington		C					
Miss Carroll			C				
Mrs Brown				C			
Lt. Gov. Jackson					C		
Mrs Edwards Bird				C			

CHARGE.	MEMORANDA.
10	pd
	$100. charge. C. D. Kerr.
	Gov. Carroll - Mansion House
	190

NAME.	Su. 9	M. 10	Tu. 11	W. 12	Th. 13	F 14	Sa. 15
Mr Baker. Holbrook		c					
Mr Jones Ridgely md				c			
Blanchard Randall				c			
H F Wingert. Hagerstown					c		
Mrs McKinn					c		
Mrs Brown					c		
Mr Adler. Wheeling					c	c	c
Miss S Hill 1209 N St. Wash.					c		
Mrs Zilla W Gootee 2128 N Calv					c		
Mrs Budds Charleston SC						c	c
O. C. Green Washington.						c	
Dan. Scott Bel air						c	
Mr Hellback (DH)						c	
Mr Horton (							c
Henry Gill Park ave							c
Miss Eaton							c

CHARGE.		MEMORANDA.
20	Pd.	
		50. Mrs Randall
10	Pd	
		C Mrs Tucker.
		to change 100
	10	Pd
		$100
	10	Pd
		Pikeville. C$25
		200

NAME.	Su. 16	M. 17	Tu. 18	W. 19	Th. 20	F. 21	Sa. 22
Mr Adler.							
Hon Mr McPherson Gettysburg		c					
Wm Robers Port Antonio Jam			c	c		c	
Mr Hugen. W E. Jr. Charleti			c				
Jas Sellyman 1613 Madison			c				
Sam Rosenthal. 1935 Eulan Place			c				
Dr Wells. Westminster Md				c			
Mrs Willcocks				c			
Mr Randall. (Mrs R. Aaap)				c			
Mrs E Bird				c			
Miss Mary Chipman				c			
O C Black Cincinnati O					c		
Moses Pel					c		
J J Cowan Vicksburg					c		
F K Carey			c				
Mr Jacob Hagg						c	
Mrs Al. Brown							c
James S Rogers J							c

CHARGE.	MEMORANDA.
200. pd	
10 pd	
10 pd	
pd	Co of Dan. W. Hopper $20
	1826 Mad. ave
20	pd
20 pd	
	1302 Eulaw Place
	$20 Naoffat Building Delin

214

NAME.	Su. 23	M. 24	Tu. 25	W. 26	Th. 27	F. 28	Sa. 29
Jacob Huff	c	c					
Miss Caldwell	c						
Mrs Gunther 1734 Orleans		c	c				
Mrs Harsh. 2307 Mud ave		c					
Mrs Brown al.			c				
Mrs Johnston. (W-9)			c				
Mrs Holloway Cincinnati			c				
Sg Wintermitz			c				
Mrs Daniel Roanoke							c

CHARGE.	MEMORANDA.
10 Pd	
	16 82 Mad ave
10 Pd	

NAME.	Su. 30	M. 1	Tu. 2	W. 3	Th. 4	F. 5	Sa. 6	C
Mrs Alex Brown	C		C					
Mrs Hoxall	C							
Mr. Haas Atlanta		C						
Mrs. Jones Georgia 703 St Paul		C						
Mrs Wyatt		C						
Mrs Fulford		C						
Mrs W M Oler			C					
Mrs Roberts			C					
Mrs S H Tong Hagerstown			C					
Mrs Burgess Washgh				C				
T K Casey			C					
Miss McKechnie Ont.				C				
Father Duggan					C			
George Crozier Uplands Pa						C		

Tu. 2	W. 3	CHARGE.	MEMORANDA.
C			10 visit 10 - vs
		10	vo
		10	Pd
C			
C			
C		10	Pd
	C	20	Pd
C			
	C		Drinks
			200 - to charge

231

NAME.	Su. 7	M. 8	Tu. 9	W. 10	Th. 11	F. 12	Sa. 13
B J Eiseman Atlanta	c						
Mr Hoen Waverly		c					
Mr Wyatt		c					
Mr Dale York Pa		c					
George Crozier Chester		c	c	c			
Mr Frederick Wheeling					c		
Mr Carroll - C or				c			
Mr Harmon Atlanta Ga					c		
Mrs O. Robinson Mt. Washington						c	
T R Carey							c

CHARGE.	MEMORANDA.
10 Pd	. Wife here in 1893. see in '96 at all
	Att. Druggist. C Dr Miller.
	200
15 pd	
5	
25 pa	
10 Pd	

238

NAME.	Su. 14	M. 15	Tu. 16	W. 17	Th. 18	F. 19	Sa. 20
Mr Ellinger. Remington Va		c					
Mrs McKim		c					
Mr Crozier			c				
Mrs Potts Frederick			c	c			
Mrs Day			c	c			
Mr Earle. Birmingham Ala				c	c		
707 S. Sharp St					c		
Dr Caldwell Birmingham Ala					c	c	
Dr Venn Milwaukee					c		
Miss Eaton							c

c Dr Gumbel Gest of 15
Who. to be heart disease. acute Tub
Nor. pm T.b. & elastic tissue in the
sputa

CHARGE.	MEMORANDA.
10	nd
10	nd
10	nd
25	pd
10	
25	pr
	— $25

246

NAME.	Su. 21	M. 22	Tu. 23	W. 24	Th. 25	F. 26	Sa. 27
Mr Buehl Washington D.C.	C						

CHARGE.	MEMORANDA.
	10 Pd

247

NAME.	Su. 28	M. 29	Tu. 30	W. 31	Th. 1	F. 2	Sa. 3

CHARGE.	MEMORANDA.

NAME.	Su. 4	M. 5	Tu. 6	W. 7	Th. 8	F 9	Sa. 10

CHARGE.		MEMORANDA.

NAME.	Su. 11	M. 12	Tu. 13	W. 14	Th. 15	F. 16	Sa. 17

CHARGE.		MEMORANDA.

NAME.	Su. 18	M. 19	Tu. 20	W. 21	Th. 22	F. 23	Sa. 24

CHARGE.		MEMORANDA.

NAME.	Su. 25	M. 26	Tu. 27	W. 28	Th. 29	F. 30	Sa. 31

CHARGE.	MEMORANDA.

NAME.	Su. 1	M. 2	Tu. 3	W. 4	Th. 5	F. 6	Sa. 7
Mrs McKay Hamilton	C						

CHARGE.	MEMORANDA.
	20 nd

NAME.	Su. 8	M. 9	Tu. 10	W. 11	Th. 12	F. 13	Sa. 14
C W McKeehan 2116	c	c				c	
B Stern Frostburg Md		c					c
Louis Gutman			c				
J M Cameron Harrisby			c				
J. Buckley Orange N.J.			c				
Miss Elliot			c		OH		
Duncan Dew Jr. Eulaw Ala				c	c		
Mrs Gittings Frostburg				c			
Mrs Krauss 1922 McCulloh				c			
Mr Kurz. Terre Haute				c			
~~Mrs L Gutman~~							c
Miss Eaton							c

CHARGE.	MEMORANDA.
	Chestnut St $200, $200
10	Pd
	1927 Eutaw Place
	Dr McAlister. $25 tel
25 Pd.	Wm Beckley. Ed. Nat. Buildings & Loan
	mine Herald 136 Liberty St N.Y.
25	Pd
10	Pd. at 1425 W Lombard
	Mrs Pfaff.
	$25 = 3 = 75
	15 x 5 75
	90
	257

NAME.	Su. 15	M. 16	Tu. 17	W. 18	Th. 19	F. 20	Sa. 21
Mr Louis Gutman				c			
Mr Mann Mercersburg				c	c		
Mr Miles Oreole mx					c	c	
Mr Doeplitz 1723 Linden ave					c		
Mrs Hall Marion Sonc mx					c		
Leonard Lovering						c	
Mr Koch. 1003 E Balt St						c	
Mr C L Gibbs Elkton Va						c	
W M Terch 9-11 Pratt St							c

CHARGE.		MEMORANDA.
20		
15		
40	Rd	
10	Rd	
		Laurel sus
10	Rd	Cancer of liver
		265
		90
		65
		14 5
		264

NAME.	Su. 22	M. 23	Tu. 24	W. 25	Th. 26	F. 27	Sa. 28
Mr Waters - Bull.		c					
Dr Roach (Deutsch) Savannah		c					
Mr Waller 1615 Bollins St			c				
Mrs ? (c Dr Hollyapple				c			
Mrs Allis Erie Pa				c	c		
Mr C C Roehle Pratt St				c			
Mr Cy Warman				c			
Mr B Stein					c		
Otto Leisz Cleveland						c	
I. Ebstein 835 Hollins St						c	

CHARGE.	MEMORANDA.
10	Rd
10	Rd
10	Pd
25	Pd
20	Rd #20
10	Washington.
25	∞

145
110
255

272

NAME.	Su. 29	M. 30	Tu. 1	W. 2	Th. 3	F. 4	Sa. 5
E E Jackson Salisbury Md	c						
Louis Sulivan	c					c	
Mrs Barrigan Providence RI		c					
Mr Barton Yarmouth Me		c					
Mr Jonas George.			c				
Mr Emmons.				c			
Mrs Lyman Charlottesville					c		
Mr Graham						c	
Mr. Thom 204 W Lanvale						c	
B a Pool							c

CHARGE.	MEMORANDA.
25 Pd	Stt.
10 Pd	
10 Pa	
10 Pa	

2 79

NAME.	Su. 6	M. 7	Tu. 8	W. 9	Th. 10	F. 11	Sa. 12
B. Sloan	c			c			
Mrs Green Hendersonville		c					
Mrs Webb Mt Holly			c				
Miss Gillings				c			
Mrs Wise Lookout					c		
Mrs Eglesten Atlanta Ga						c	
Mrs Hubbard Chicago						c	
Miss Eaton							c

CHARGE.	MEMORANDA.
20 pd	
	C D Monnier $25
	$50 chs
25 pd	
	50 charge
	25 4 chan

314
45
355

284

NAME.	Su. 13	M. 14	Tu. 15	W. 16	Th. 17	F. 18	Sa. 19
Mrs Gutman	c						
Mrs Stern	c						
Mrs Charles (Hurd & Co		c					
David Wiesenfeld		c					
B. Schwenberg. Norfolk		c					
Carlen Hall		c					
Mrs Baskin. D.H. Park		c					
Mrs Hornblad			c	c			
Mrs Falk			c				
Mrs. Schwenberg				c			
E E Jackson 1102 N Chas				c			
Mrs Walters					c		
Mrs. Schindorn. 522 N Chas							c

CHARGE.	MEMORANDA.
10 pd	Friend of Doughty
10 pd	
10 pd	
10 pd	
	20 pulls or Salt.
10 pd	
	25
10 pd	
	20 a long 1½ hrs ann

355
00
4 5

254

NAME.	Su. 20	M. 21	Tu. 22	W. 23	Th. 24	F. 25	Sa. 26
Mr Kellog Oceola Fla		c					
Dr Sigr. USN		c					
Mrs Bird		c					
Mrs E. Jackson			c				
Mrs Wellesley			c				
Mr Hopper 1314 Park ave			c	c			
Mr Pringle. Belleville O				c	c		
Mr Stein				c			
Mr Bach 1926 Ramsay St					c		
N Guodorf. 22 N Carey St						c	
Prof Langley							c
Mr Tudor							c
Mr R Fendell							c

CHARGE.	MEMORANDA.
15	Pd
10	
20	Pd
10	
	Dst
	Dst
10	

415
65
480

305

NAME.	Su. 27	M. 28	Tu. 29	W. 30	Th. 31	F. 1	Sa. 2
Clayton Hall	c						
Mrs Korte (Mr Kraus		c					
Mr Robt B Hodges		c	c				
Mrs J S Gittings			c				
Mr Venable			c				
Miss King			c				
Mr Delevan Phila			c				
Mr Moran Detroit				c			
Mr Nelson alexandria				c			
Mrs						c	
Mrs Watkins						c	
Mr Frische						c	

CHARGE.	MEMORANDA.
10	Pd
	. 1932 Mad ave
	Hotel albion. (Law Student)
	10
	$20
20	Pd $20
25	Pd
10	Pd
5	
10	Pd Miss Daugly new. $.525 settled oct
10	Po

NAME.	Su. 3	M. 4	Tu. 5	W. 6	Th. 7	F. 8	Sa. 9
Mrs King	c						
Mr Constantine. Wash. DC		c					
Don Swan			c				
Mr ~~Robertson~~ DEJ			c				
Jos. L Sullivan 739 N Fall a			c				
Adam Hoover Lincolnton NC			c				
Mrs Edgar.			c				
Miss 12 E Hurd ave			c				
Miss Eaton			c			c	c
Father Rex Elliot City				c			
Mrs Haeflich. Waynesboro				c			
Mr Shriver. 1223 Linden av				~~c~~	c		
Mr Hon. W. Garratt 11 South St.						c	
Mr O'Neil Washington						c	
Mr Louis Barkhume Louisville						c	
Mr John Cummings							c
Mr Abell							c

CHARGE.	MEMORANDA.
20	pd
10	Arcus senilis - suffu
	Dlt h. des. sounds clear no
10	Rd changes. .15 McComas. D.F.
10	Rd scared hair
	Dlt
	Dlt Brown Tumor with Harg
	ab 1 w Thm
	Franklin. $5.
15	w
10	pd
	L5 ud
	North Bend Frederick Rd.
	Chestnut. Ave. B.W. $25
	$205

329

NAME.	Su. 10	M. 11	Tu. 12	W. 13	Th. 14	F. 15	Sa. 16
Mrs Townsend 403 St Paul	C						
Mrs A S Abell	C	C	C	C			C
Miss Eaton	C	S					
Miss Mather Marion. Md			C				
Mrs Halle 2224 Calloway ave			C				
Leonard Groff 727 W Fayette			C				
Tho S Baer 2217 St Paul			C				
Mrs Carey (Miss Muse							C
Mrs H. Garrett			C				C
Mrs Robt Garrett						C	
Mrs Dunn						C	
Mrs Morris						C	

CHARGE.	MEMORANDA.
	Dft. 15 - 25 = 75 5 - 25 125 9 - 5 45 $245
	Dft
10	Pd
Dft.	
10	Pd
	Montreal $700.00
20	Pd

NAME.	Su. 17	M. 18	Tu. 19	W. 20	Th. 21	F. 22	Sa. 23
Mrs abell	C			C		C	
Mrs Hirle				C			
Mrs Ransom				C			
Mrs O'Neil					C		
Mrs Weiss					C		
Mrs Schaefer Tama Ga						C	
Mrs Marcus						C	
Mrs Stewart. 2008 Md. Ave							C

CHARGE.		MEMORANDA.
	10	nd
		₱ 30 [illegible]
	10	
		Corner. Cuban Place & Ducalet Sts.

NAME.	Su. 24	M. 25	Tu. 26	W. 27	Th. 28	F. 29	Sa. 30
Mrs Koble	C					C	
Mr Doble 1603 E Biddle		C					
Miss Mendez Cohen		C					
Mr Forman Centreville md		C					
Mrs Spedden Speddenville md		C					
Mr Abell		C				C	C
Mrs McCorkle			C				
Mr J. H. Cameron Harrisburg			C				
Mrs Stokes Washington			C				
Mrs Jos Thomas						C	
Mr J. H. Johns Colleg						C	

CHARGE.	MEMORANDA.
10 nd	
	Hotel Richmond. Washington. $1.00.
20 pd	
	818 Leadenhall St. city.

NAME.	Su. 1	M. 2	Tu. 3	W. 4	Th. 5	F. 6	Sa. 7
Mrs J J Pinkerton W Chester	C						
Mrs. Rhodes 1800 Penna a	C						
Mrs J H Sullivan	C						
Mr Kennedy 739 W Franklin		C					C
Mrs Deschler		C					
Mrs SC Reinhard		C					
Mrs Abell		C					
Mrs Wise			C				
Mrs Fletcher.			C				
Father Hughes (Ott)			C		C		
Rev. Mrs Stephenson			C				
Mrs Folsch			C				
Mrs Rubmeyer				C		C	
Rev. George.					C		
Mrs Levy Fredericks					C		
Mrs Sypé 223 W Monument.						C	
Miss Buck							C
Mrs Smollen 1712 Park Ave							C

CHARGE.	MEMORANDA.
10	nd
	Pd 10 on 7th.
	1804 Mad. ave
	Thirteen 13 + 20 $ 260
	3rd vent - Rockraven
10	vo
	St. Chas College
	DH.
10	"
	860 W Fayette St.
	c Dr Hoffman
	charge $100
	c Dr Johnston
10	nd

362

NAME.	Su. 8	M. 9	Tu. 10	W. 11	Th. 12	F. 13	Sa. 14
Mr Abell	c						
Mr J H Sullivan 739 Mill St	c						
Mr Gilbert. Jenkintown Pa		c					
Father Hogue DH			c				
Mr Alex Murray			c				
Mr Jackson			c				
F Fraig DH.			c				
Mrs Hoffner, (chancell & acing)				c			
Mrs Witz 1824 Mad ave				c			
Mrs Harener. DH.					c		
John Lawson Wilmington Del					c		
Mrs T Deford 8 Mt Ver. Pl						c	
Ex Gov Jackson						c	
Mr S Wilmer							c

CHARGE.	MEMORANDA.
	$250
	Elk Ridge
10	Rd.
	2 do Wilkins. Hearn bonds
20	.
	20
11	Rd

371

NAME.	Su. 15	M. 16	Tu. 17	W. 18	Th. 19	F. 20	Sa. 21
Mr J H Sullivan	c						
Mr Ribmeyer 860 W Bell	c		c	c			
Mrs Reeder 1908 N St.	c						
Mrs E Hecht Eulaw Pl		c	c				
Mr. Reese		c					
Mrs Reyburn, Hotel Remt			c				
Mr J Furessneis Jr.			c				
Jas. Harwood 1532. Park ave			c	c			
Mrs W Oler				c			
Mrs Meyer				c	c		
Mrs Cole.				c			
Mrs W G Oler					c		
Jeffrey Bracket						c	
Mr Old (St Mary College) OH						c	
Mr Sinnett (Charleston W V						c	
Mr Jordan Montreal							c
B Rosenheim 2032 Eulaw Pl							c

CHARGE.	MEMORANDA.
	Washington DC
5	
	S to Allan Smith
10	Mrs
10	Pd
10	Pd
	20 night cancellate
10	Pd
10	Pd

381

NAME.	Su. 22	M. 23	Tu. 24	W. 25	Th. 26	F. 27	Sa. 28
7 Sloane x	c						
Barnes Compton		c	c				
Dr Matheus Johnstine			c				
Mrs Reyburn Hotel Rea			c			c	
R D Spalding Atlanta. Ga			c			c	
Mr Hechheimer							
Mr Kusgmaul				c			
Mr DH				c			
Mrs Hirsh. Fredrickburg Va					c		
Mrs. Huntington Va					c		
Rich. McSherry. W Franklin					c	c	
Mrs Henry Washington							c
Mr Burger 663 W Fayette							c
Mr Montgoy Birmingham Ala							c

Too much drink. Pt of wh a day
Sty 1/32 led to one week
" 1/62 " " " .

CHARGE.	MEMORANDA.
10	pd
10	pd
	2082 Madison ave.
10	pd
10	pd
	Oct. 5. daight
20	pd

NAME.	Su. 29	M. 30	Tu. 31	W.	Th.	F.	Sa.
Mr C P Amendt	c						
Mrs Reyburn	c						
Mr Carter 2323 Md Ave	c						
Mr Jenkins		c					
Mr Schoenberg			c				
Mrs Lonchheimer			c				
Mrs Wimble			c				
Miss Mindy Cohen			c				

CHARGE.	MEMORANDA.
	15-01 N Bond 81
	Cancel. Howel. Dr. Gamble
10	Pd.
10	Pd
60	Pd

GENERAL MEMORANDA.

~~Mr Schleines 643 W. Franklin St.~~
~~Mrs Gillings c/o Mrs Harry Reed~~
~~N Packath 708 Penna ave~~
~~Mrs F Hicks~~
~~1.4 Mr Burgess Balt. News Co~~
~~1.8 Miss Hecht 210 W Fayette St~~
~~1.18 Miss Eaton W Franklin St~~
~~1.21 Paul Ranson Buffalo~~
~~1.22 J Epstein Hollins St~~
~~1.25 Mr Ebaugh 1213 E. Preston~~
~~1.26 Mr Duval 1227 North St~~
~~1.26 Judge Robinson Annapolis~~
~~1.27 Simon Mucher 1736 Arch St Phila~~
~~2. Mr Alex. Brown 712 Cath St~~
~~2.8 Capt. J J Tobes 1821 Bolton St~~
~~2 Mrs Gillings~~
~~2 11 Mr Brafman 734 Lexington~~
~~2 11 J S Gillings Finksburg~~
~~2 18 J J McLaren Toronto~~
~~2 19 Mrs Lawrence Pittsburg~~
~~2 23 J L Weisner Gay St~~
~~2 23 Mr Nass 248 N 12th St~~
~~2 24 Mr Wesley Tucker~~
2 24 ~~Mrs~~ Mr Coblenz
2 27 ~~Dr Lawrence~~ Washington 1525 18th St
~~2 28 Mrs King~~
~~3 9 E. Bird. 8 E Biddle~~
~~3 9 Mr Gunderson 1515 Linden Ave~~
~~3 14 Col. Penrose~~

GENERAL MEMORANDA.

~~75. pd.~~
~~25~~ 6.1 7.1
~~10.~~
~~10~~ 4.1.
~~10~~ pd
~~10~~ 4.1.
~~245~~ 1.4.
~~30~~ ~~4.1~~
~~0~~ 4.1
~~20~~ 4.1.
~~10~~ 4.1
~~10~~ 4.1
~~1200~~
~~100~~ 1 4.
~~10~~ pd. 4.1 ~~1 4~~
~~10~~ 4.1
~~15~~ 6 1
~~10~~
~~10~~ 4.1
~~40~~ 6.1
~~25~~ pd ~~6.1~~
~~500~~ pd
10. ~~4~~ 1 4
~~50~~ 5. 3.
~~40~~ 1. 4.
~~25~~ 1. 4.
~~10~~ 1. 4.
~~10~~ 450 1. 4

120
150
75
1200
500
1995

3. ~~15. Mr Glen 1103 Eutaw St~~
3. ~~15 F Cunningham 909 Exchange Bankers~~
3. 16 ~~Senator Ferguson Toronto~~
3. 16. ~~Carlos Waters N Chas St~~ DH
3 ~~18 F C Slingluff Fidelity Building~~
3. ~~19 Mrs West 2419 Md ave~~
3 9 ~~Mr Rosenburg 807 N Chas St~~
3 21 ~~Mrs H Shawman Hagerstown~~
3 22 ~~Henry Becker 2131 Md ave~~
2 22 ~~J. Camden Versailles~~
3 24. ~~John Donaldson~~
3 29 ~~Mr Louis Gutman~~
3 31 ~~Mr Childs N Y~~
4 1 ~~Mrs Howard Carroll~~
4 1 ~~Mr Haxall (Mrs Gordon Stud)~~
4 1 ~~Mr Leitch 1024 N Eden St~~
4 2 ~~Mr Abel~~
4 2 Mr Morris 1904 Mt Royal Ter
4 3 ~~Mr Hayward Mt Chas~~
4 3 ~~Mr Schrine~~
4 3 ~~Frank Corner Jr~~
4. 6. ~~Mr Cone 1607 Eutaw Place~~
4 5 ~~Louis Allis Milwaukee~~
4 7 ~~Mr Patten 2438 N Calvert St~~ 3:
4 8 ~~John Williams West Franklin St~~
4 9 ~~J K Taylor Equitable Bd~~
4 12 ~~Jos A Murray 114 So Mount St~~
4. 16 ~~Mr Templeton 1206 St Paul~~
4 16 Chas E Koss 21 E. Fayette St
4 17 ~~H. Hammond 319 W Hoffman~~

GENERAL MEMORANDA.

~~30~~ 7.1

Boston ~~$25~~ 4.1 Pd

~~10~~

~~20~~ 2 Robt. E Waters 2201 6.1 M Chas St.

~~10~~ 4.1

~~10~~

~~10~~ ~~6~~ 1

~~10~~ 71

~~25~~ 6 1

~~25~~ 4 1

~~10~~ 10. 1

~~50~~ March 29., April 11, Sept 10, 18, 29. Oct. 4, 13. 1. 4

~~20~~ Pd 5. 3

~~10~~

~~20~~ 10.1 J T Haxall. Charlotte ~~Wille~~ Va

~~10~~ 6. 1

~~25~~ 6. 1

20 4. 1

~~30~~ Pd 7. 1

~~10~~ 6. 1

~~10~~ Pd

~~10~~ 6. 1

~~50~~ ~~5. 3.~~ 5. 11.

~~10~~ 6. 1

~~10~~ 71

~~20~~ ~~Pd~~ 2 4 6

~~10~~ Pd

~~20~~ 7 1

10 ~~$110~~ 1. 4 6. 1

~~10~~ 6. 5

~~4.17. W Hume Smith 2233 St Paul~~
~~4.18. Mr Schnes. St Paul~~
~~4 18 Mr Slingluff Fidelity Bd~~
~~4 19 Mr McKormick 600 N Howard~~
~~4 19 Mr Morgenthaler~~
~~4 21. Congressman Hill. Washingt~~
~~4 22 Mr Holtz 2223 Mad. ave~~
~~4 22 Mr Izard~~
~~4 23 Mr Painter, Hotel Stafford~~
~~4 24 Mrs Jas Fredenwald.~~
~~4. 24 Mr W B Nichols Boston~~
~~4. 24 Mr Coursen 1017 N Calvert~~
~~4 26 Mrs Robinson 1039 N Calvert~~ pd.
~~4 26 Mr. Malonez 926 Park ave~~
~~4 Mrs Caldwell Catonsville~~
~~5. 2 F K Carey Hc Cedars. Woodbrook~~
~~5 3 Ed. Mrs Clearey Mrs Warfield 1118 Mad ave~~
~~5 3 W E Clark 301 E St. Washingtn~~
~~5. 4 J P. Dunphy 229 N. Green st~~
~~5. 6. Mrs Swan 36 W Biddle~~
~~5. 9. Geo. Brown~~
~~5 13 Mr Price. Strauss Bro~~
~~5 15 Jacob Epstein~~
5 17 Hon J. P Smith Snow Hill.
~~5 20 Mr Frosch 1129 Madison ave.~~
~~5 23 Mr Jaund~~
~~5 24 Mr McIntosh Towson~~
~~6. 2 Estate of Mrs Gail 861 W Lombard~~
6 3 Mr OC Green Washington DC

GENERAL MEMORANDA.

15 6.1

~~100~~ F. W. M. Culchem St Paul 7.1

10 6.1

~~20~~ 6.1

15 6.1

~~100~~

10 pd 6.1

10

~~25~~ 6.1

~~20~~ 915 N 16th St. Phila 6.1

~~25~~ pa 10 Chestnut St. Boston. 5.13.

~~[illegible]~~ 6.1

~~30~~ pd.

10.1.95

10 Richmond Va. (Friend of Powell.

~~30~~ D Hollyday Wilkins 7.13

~~10~~ 4.1 7.1

~~10~~ 6.1

~~100~~ 6.1

10 6.1

~~10~~ 7.1

~~25~~ 7.1

15 6.1

~~10~~ Pa 7.1 255

25 ~~[illegible]~~ 1.4 7.1 100

~~10~~ 7.1 300

~~10~~ 7.1 200

~~[illegible]~~ 7.1 653

10 Pa 10.1

100 10.1 $275

6.5. ~~Dr. Geo Carroll (Miss H. Carroll~~
6.6. ~~Hon Geo G Jackson . Salisbury~~
6 10 ~~Mr Butler Holbrook. Md~~
6 12 Mr Randall Annapolis
6 13 ~~Mrs McKim (Miss Tuckler)~~
6.13 ~~Mrs Hill Washington~~
6.13 ~~Mrs J. W Goodle 2128 N Calvert~~
6 15 Mrs Allen Stanton
6.14. ~~D. Scott Belair~~
6 15 ~~Henry Gill Park ave~~
6 18 ~~Mr Adler~~
6 18 ~~Sam Rosenthal 1905 Pulaski Place~~
6.18 ~~Wm Roberts . Port Antonio . Jam~~
6 19 ~~Mrs Wilcox~~
6 " ~~Mrs Mary Chapman~~
6 20 ~~O C Black Cincinnati~~
~~6 20 Moses Pel~~
~~6 21 Jacob Hagg 1302 Eutaw Place~~
6 22 James S Rogers Jr. Moffat Bldg.
6 24 ~~Quinlan 1734 Orleans St~~
6 24 ~~Mr Kirsch 2307 Mad ave~~
6 25 ~~S. G Wintersby 1612 Mad. ave~~
7 1 ~~Mr Jonas George 703 St Paul~~
~~7 1 Mr Wyatt~~
7 2 ~~Mr Oler Equitable Bd~~
7 12.18 ~~Mr George Crozier Uplands~~
7.8 ~~Mr Hoen . Waverly~~
~~9.8 C W McKeehan~~
9 10 ~~J M Cameron Harrisburg~~

GENERAL MEMORANDA.

~~10~~
~~30~~ . n Chas St. 1.4
~~10~~
50 ~~1.4.~~
~~20~~
~~100~~ 6.15
~~10~~ 6.15
10 1.4 6.15
~~20~~ 10.1
~~10~~ pd 7.1
~~100~~
~~10~~ 7.1
~~20~~
~~20~~ pd
~~15~~ pd. ~~1626 [illegible]~~
~~20~~ Dt. 10 1
~~20~~ Pa
~~40~~ ~~50~~ 10.1
20 Debroit 1.4. 7.1
~~20~~ 7.20
~~10~~ n virit
~~20~~ 7.1
~~30~~ 1.4
~~15~~ 1.4
~~15~~ 20 1.4.
~~1800~~ ~~1000~~
~~10~~
~~400~~ . Phila. 2116
~~20~~ $595

300
100
400
855
240
1995
3490
3702
7192

Name of Father.	Age	Name of Mother.	Age	End Last Menst.	Date Expid. Conf't.	Date Del'd.
Mrs Gillings Fortbuz						
~~Mrs Krauss 1922 Mcallough~~						
~~Leonard Lovering Laurel~~						
~~Ed Gibbs Elkton Va~~						
9.24. W. M Leach						
24 ~~Mrs Hubbard 1615 Bobbin St~~						
25 ~~Mrs Roehle 2219 E Pratt St~~						
26 ~~Mrs Levin~~						
27. ~~J Spalen 835 Hollins St.~~						
Oct 3rd Mrs		Lyman		Charlottesville Va.		
5 ~~Mrs Thos 204 W Lanvale St~~						
8. ~~Mrs Lucille Fort Hartley~~						
10 Mrs Rose		East Point				
11 Wm Hubbard 904 Rookery Chicago						
14 ~~Mrs Baker~~ Lester ~~Druid Hill Park~~ 1800 Bolton						
22 ~~Mrs Hopper~~ 1314 Park Ave						
25 Mr Gaskins 22 N Carey St						
28 Estate of Capt Mrs Kate C/o Mrs Krauss 1932 Madison						
~~Robt B Hodges West Allen~~						
~~J. Gillings~~						
~~Veasable Petersburg va~~						
~~Mrs Schenier 12 23 London Ave~~						
" ~~H Garrett (Mrs Harriet Garrett)~~						
9 ~~John Cummings N. Bend Fort Post~~ 43-2-2 Dy 10						
" a.s. abell						
12 H Garrett						
17 ~~Robt Faust Huntsville~~						15
17 Mrs Monroe Mudbrick v						
~~Mrs Robinson Bradford~~						

Name of Child.	No.	Sex	Race.	Wght.	Lgth.	Presentation.	Address.
. Mrs Reed mother							
~~10~~				1	4		
~~30~~				1	4		
~~10~~ 10.1							
~~25~~				1	4		
~~10~~ 20				1	4		
~~20~~ pd							
~~50~~				1	4		
~~10~~				1	4		
10				1	4		
~~10~~				1	4		
~~25~~				1	4		
~~60~~ ~~3 [illegible]~~			~~$90~~	1	4		
50				1	4		
~~20~~				1	4		
~~25~~				1	4		
10 "				1	4		
40 Do not send get							
~~10~~				1	4		
~~10~~ pd				1	4		
~~10~~				1	4		
~~20~~ pd				1	4		
~~10~~							
~~20~~ pd				1	4		
250				~~1~~	~~4~~		
50.				~~1~~	~~4~~		545 1000
~~1700~~ ?			~~to Lt Gault.~~			Dec 11th 1895	1795
25							500
~~25~~				1	4		1295

	Name of Father.	Age	Name of Mother.	Age	End Last Menst.	Date Exptd. Conf't.	Date Del'd.
Nov 22							
	[illegible]		[illegible]				
	[illegible]		[illegible]				
23	[illegible]		[illegible]				
	[illegible]		[illegible]				
24	[illegible]		[illegible]				
1	[illegible]		[illegible]				
2	[illegible]		[illegible]				
11	[illegible]		[illegible]				
12	[illegible]		[illegible]				
12	[illegible]		[illegible]	739			
12	[illegible]		[illegible]	721			
2	[illegible]		[illegible]				
2	[illegible]		[illegible]				
3	[illegible]		[illegible]				
5	[illegible]		[illegible]				
6	[illegible]		[illegible]				
7	[illegible]		[illegible]				
9	[illegible]		[illegible]				
10	[illegible]		[illegible]				
11	[illegible]		[illegible]				
13	[illegible]		[illegible]				
15	Chas Reeder		1908 N St. N.W.				
16	E Hecht		1617 Cuban Place				
17	[illegible]		[illegible]				
18	J F Wiechmann Jr						
19	[illegible]		[illegible]				
20	Gilbert Brackett.		Madison St. W.				

Name of Child.	No.	Sex	Race.	Wght.	Lgth.	Presentation.	Address.
~~10~~ pd				1	4		
~~10~~							
~~10~~				1	4		
~~10~~				1	4		
~~100~~ ? pd.							
~~10~~				1	4		
~~20~~				1	4		
~~10~~				1	4		
~~30~~ ?				1	4		
~~10~~	Little girl with pneum. death						
~~10~~				1	4		
~~10~~				1	4		
~~50~~				1	4		
~~100~~ pd							
~~10~~				1	4		680
~~20~~				1	4		1295
~~200~~							595
							275
~~10~~	Sin loss of Moss Shoemaker			1	4		110
							750
~~10~~							~~3585~~
~~20~~				1	4		3405
10				1	4		
20				1	4		
~~60~~							
~~20~~ ? pd							
25 ?							

Name of Father.	Age	Name of Mother.	Age	End Last Menst.	Date Exptd. Conf't.	Date Del'd.

Name of Child.	No.	Sex	Race.	Wght.	Lgth.	Presentation.	Address.

Name of Father.	Age	Name of Mother.	Age	End Last Menst.	Date Exptd. Conf't.	Date Del'd.

Name of Child.	No.	Sex	Race.	Wght.	Lgth.	Presentation.	Address.

Name of Father.	Age	Name of Mother.	Age	End Last Menst.	Date Exptd. Conf't.	Date Del'd.

Name of Child.	No.	Sex	Race.	Wght.	Lgth.	Presentation.	Address.

Name of Father.	Age	Name of Mother.	Age	End Last Menst.	Date Exptd. Conf't.	Date Del'd.	In

Name of Child.	No.	Sex	Race.	Wght.	Lgth.	Presentation.	Address.

NAME.	DATE.	RESULT.

NAME.	DATE.	RESULT.

NAME.	DATE.	RESULT.

NAME.	DATE.	RESULT.

NAME AND ADDRESS OF DECEASED.	AGE. Y.	M.	D.	COLOR.

Mr'd, Single or Widowed	PLACE AND CAUSE OF DEATH.	DATE.

NAME AND ADDRESS OF DECEASED.	AGE. Y.	M.	D.	COLOR.

Mr'd, Single or Widowed	PLACE AND CAUSE OF DEATH.	DATE.

ADDRESSES OF PATIENTS.

ADDRESSES OF PATIENTS.

ADDRESSES OF PATIENTS.

ADDRESSES OF PATIENTS.

ADDRESSES OF NURSES.

Miss H. G. Richardson - 1034 N. Eutaw St.
Miss Forman — " " " "
Miss Collins — " " " "
Miss R. E. Maynard - 1115 - Clifton Pl.
Miss Agnes Lease - " " "
Miss Read - 515 - Cathedral St.
Miss ~~A. M.~~ Avery - 2000 Guilford Ave
Miss A. M. Preston - 1214 Bolton St.
Edward Neal - 1027 N. Eutaw Pl.
Miss Jean Macdonald 1034 N Eut St.

Miss Mankin - Secy - Comp. - Nurse -
37 E. 21st St. City -

Bandages -
Mrs. Andrews - 1202 W. Fayette -
Miss Fugate - ~~426~~ 1631 E. ~~Eager St.~~ Monument

ADDRESSES OF NURSES.

Bill Sent.	Name.	Amount Charged.	Amount Paid.	When Paid.
Jan 3	Mr Thompson		10 00	
"	Miss Eaton		25 00	
"	Mrs McKay		10 00	
"	Mrs Howard		10 00	
"	Mr Upshur		10 00	
"	T K Carey		10 00	
4	D Scott		100 00	
"	Miss Uhlman		15 00	
"	Mr Symington		10 00	
"	Mrs Carroll		10 00	
"	Lohmeyer		20 00	
"	F. White		10 00	
"	Kleinegst		10 00	
"	Mr Forbes		10 00	
"	Mr Schwarz		20 00	
"	Mr Armstrong		10 00	
"	Mrs Carter		25 00	
5	Mr Bird		50 00	
"	Mr J L Strauss		50 00	
"	Mr Hooper		10 00	
"	Mrs Hugg		20 00	
"	Jas Carey		10 00	
"	B Randall		10 00	
"	Mr Adams		10 00	
8	Philip Hamburger		25 00	
"	H. S. Rayner		15 00	
10	Wm. Marcus		10 00	
11	Miss King		40 00	
15	Miss Storer		100 00	
			665 00	

Bill Sent.	Name.	Amount Charged.	Amount Paid.	When Paid.
		Forward	665 00	
15	Cons of Guard		20 00	
"	Cin. of M		10 00	
16	L K Gutman		25 00	
17	Keogh		10 00	
"	Jackson		20 00	
"	Mrs Perine		10 00	
18	McDonald		25 00	
"	Saunders 5th payment	4 prev.	568 50 / 115 00	684.20
"	M Stein		25 00	
"	Mrs McDonald		10 00	
"	Mr Mumford		25 00	
19	Thos J Walsh		10 00	
20	Mr Shinebreaker		10 00	
22	J E Wessner		20 00	
"	Mr Hayward		90 00	
"	Mrs Jackson		10 00	
23	T Arnold		10 00	
24	A C E Shoemaker		20 00	
"	Mr Fink		10 00	
"	Mr Horner		10 00	
25	Mr Schlemes		75 00	
28	Mr Neyer		20 00	Jan 12 45
22	Mr Childs		10 00	
"	Mr Hill		10 00	
12	Mr Burgess		10 00	
13	Mr Kelsey		10 00	
18	Mr Pitman		10 00	
"	Mrs Katz		10 00	
			1315 00	

Bill Sent.	Name.	Amount Charged.	Amount Paid.	When Paid.
	Forward		1315 00	
Feb 22	Mr Kirwan		10 00	
"	Senator Ferguson		40 00	
" 24	J Bevan		10 00	
"	Mrs Packett		10 00	
28	Mr Lazarus		10 00	Feb. 1[illegible]
March 3	Mr McConiche		10 00	
" 4	Mr Shoemaker		20 00	
"	Mr Sharpe		300 00	
"	Mr Smith		10 00	
5	Mr Sharp		15 00	
6	Mr Hubbell		10 00	
7	Mr Philip		20 00	
8	Mr Cone		10 00	
9	Pat. Mr Stick		10 00	
10	Mrs Weller		10 00	
15	Mrs Rice		10 00	
17	Appleton & Co. Book		(2480 50)	
18	Mr Smithdeal		10 00	
19	Mr Stafford		10 00	
22	Mrs West		10 00	
27	Mr Harrison		20 00	
"	Mr Fennaman		10 00	
28	Mrs Lawrence		10 00	
30	Mrs Smith		10 00	
April 1	Mr Prush		10 00	
2	Mr Epstein		10 00	
"	Mrs Smead		10 00	
4	Mr Cunningham		25 00	
			1955	

Bill Sent.	Name.	Amount Charged.	Amount Paid.	When Paid.
Ford	Forward		1955 00	
4	Mr Slungleff		10 00	
"	David Hultzer		10 00	
"	Mr Beer		10 00	
5	Mr Corner		10 00	
7	Mr Chamberlain		10 00	
9	Mrs Rosenthal		10 00	
"	Mr Ebaugh		20 00	
10	Mr Camden		25 00	
"	Mrs Lawrence		10 00	
"	Mr Mathews		15 00	
11	E E Jackson		30 00	
"	Mr Stetson		20 00	
"	Mrs Hicks		10 00	
12	Mrs Adler		10 00	
"	Mr Gallagher		50 00	
16	Mr Blocher		10 00	
"	Mr Parker		10 00	
"	Mrs Harsch		10 00	
"	Paul Ransom		30 00	
17	Mr Murray		10 00	
21	Mr Brafman		10 00	
22	Mr Lew Gard		20 00	
23	Mr Taylor		20 00	
"	Mr Hecht		10 00	
24	Mr Holtz		10 00	
27	Mr Wellback		10 00	
30	Mr Spurr		10 00	
"	Mr Bailey		20 00	
			2385 00	

Bill Sent.	NAME.	Amount Charged.	Amount Paid.	When Paid.
	Forward		2386 00	
April 30	Mrs Dunn		20 00	
May 1	Mrs Compton		15 00	
2	Mrs Leaf.		10 00	
"	Miss Stillwell		10 00	
4	Mrs Lewis		10 00	
5	Dr Lawrence		50 00	
9	H Harris		10 00	
"	Mrs Leslie		10	
10	Mrs Montague		20 00	
"	Lieut Harber		10 00	
12	Mrs Tucker.		20 00	
13	Lieut. Blanchard		15 00	
15	Mrs Mont		15 00	
"	Mrs Izard		10 00	
16	A J Jones		10 00	
17	Mrs Allis		50 00	
"	Mrs Nichols		25 00	
17	Mrs Gough		10 00	
"	Mrs Ford		10 00	
20	Miss Gallough		10 00	
"	Miss Hunt		10 00	
21	Mrs Reese		10 00	
"	Mrs Sayler		10 00	
22	Mrs Childs		25 00	
28	Miss Whitemore		20 00	
June 5	W Hume Smith		15 00	
"	Shughuff		10 00	
"	W C Clark		100 00	
6	Cleary		10 00	
			2937 00	

53

Bill Sent.	Name.	Amount. Charged.	Amount Paid.	When Paid.
	Forward		2937 00	
Jan 7	~~Mr Hammond~~		~~10 00~~	
"	Rosenburg		10 00	
"	Mr Cone		10 00	
"	Mr Becker		25 00	
8	Mr Conrsen		20 00	
10	Mr Abell		25 00	
"	Mr Schriver		10 00	
"	Mr W. G. McCormick		20 00	
"	Mr Wiessner		40 00	
"	Mrs Friedenwald		20 00	
12	W B Saunders 6th pay		115 70	684.30
12	Mr Jones		20 00	800.00
"	Mr Hammond		10 00	
13	H F Longest.		10 00	
15	Mrs Budds		10 00	
"	Mr Horton		10 00	
17	Hon. Wm. Ed. McPherson		200 00	
17	Mr Durphy		10 00	
18	Mr Mergenthaler		15 00	
"	W E Hager		10 00	37 02
"	Mr Sellgman		10 00	
20	Mr Cowan		20 00	
"	Mrs Hill		100 00	
21	Miss Willcocks		20 00	
24	Mr Pel		20 00	
29	Mrs Daniel		10 00	
July 1	Mr Haas.		10 00	
"	Mr Fulford		10 00	
2	Mrs Gootee		10 00	
			3737 70	

Bill Sent.	NAME.	Amount Charged.	Amount Paid.	When Paid.
	Forward.		37 57 70	
July 2nd	Mrs Roberts		20 00	
"	Mrs Tong		10 00	
" 3	Mrs Bussey		20 00	
" 7	Mrs Eisenmann		10 00	
"	Mrs Ebstein		10 00	
9	Mrs Fredenthal Est		10 00	
"	Mrs Gall		10 00	
10	Mrs J S Gillingham		15 00	
10	S. Rosenthal.		10 00	
"	Mrs Glenn		30 00	
"	Mrs Swann		10 00	
"	Mrs Mc Intosh		20 00	
"	Mrs Fredenrich		20 00	
"	Mrs Adler		100 00	
11-15	Mrs Turner		20 00	
"	Mrs Robinson		10 00	
"	Mrs Hammon		25 00	
13	Miss Chapman		15 00	
15	Mrs Ellinger		10 00	
16	Mrs Gillingham		25 00	
17	Mrs Polk		10 00	
"	Mrs Day		10 00	
18	Tilden Holmes		100 00	
18	Mrs Earle		25 00	
"	Mrs King		10 00	
19	Mrs Templeton		20 00	
"	Mrs Caldwell		25 00	
"	Mrs Jamme		10 00	
			$ 4347 70	

Bill Sent.	Name.	Amount Charged.	Amount Paid.	When Paid.
19th	Forward		$4347 70	
"	J. B Williams		10 00	
21	Mr Biehl		10 00	
29	Mr Leitch		10 00	
"	Mr Frush		10 00	
1st	Mr Wilcox		20 00	
"	Mrs Shawman		10 00	
1st	Mr McKay		20 00	
6	Geo Brown		25 00	
8	Wunternitz		20 00	
9	B Stern		10 00	
10	Mr Baker		10 00	
11	Wm Beckley		25 00	
"	Mr Kurtz		10 00	
12	Mr Dew		25 00	
14	Mr Hayward		30 00	
15	Estate of Mr Tucker		500 00	
19	Mr Deplitz		10 00	
"	Mr Mann		20 00	
"	Mrs Hall		10 00	
20	Mr Koch		10 00	
"	Mr Miles		15 00 5157	
23	Mr Waters		10 00	
"	Mr Roach		10 00	
25	Mr J. Dr Holzapfel		10 00	
"	Mr C G Warman		15 00	
26	Mr Allis		25 00	
27	Mr Roehle		20 00	
"	Otto Leesy		25 00	
			$5272 20	

Bill Sent.	Name.	Amount Charged.	Amount Paid.		When Paid.
Sept. 27	Forward		$5272	70	
28	(D. Appler & Co)		(1194	18)	
"	Judge Robinson		10	00	
30	Mr Banigan		25	00	
Oct. 2	Mr Emmons		10	00	
"	Mr D Scott		20	00	
"	Mr Crozier		1000	00	
"	J M Cameron		20	00	
"	Gov Carroll		10	00	
4	Mr Graham		10	00	
5	Mr Mallory		10	00	
"	Mr Haxell		20	00	
"	Mr Pool		10	00	
6	Mr Hitt		300	00	
7	Mr Green		20	00	
"	Mr Gunther		20	00	800
10	Am. Text Book of Med		115	70	915 70
11th	Mukr Estate		1200	00	
"	Gibbs Va		10	00	
"	Miss Caldwell Esta		80	00	
"	Mr Egleston		25	00	
14	Mr Clarke		10	00	
"	Carter Hall		10	00	
"	Benj Lowenberg		10	00	
"	D Wiesenfeld		10	00	
15	Jacob Hugg		50	00	
16	Mr Schonberg		10	00	
"	Mr Hornthal		10	00	
			8297	88	

Bill Sent.	Name.	Amount Charged.	Amount Paid.	When Paid.
16	Forward		$ 8297 88	
21	Kelloz		15 00	
"	Mrs. Wetherby		10 00	
23	Mr Pringle		20 00	
24	Mr Bach		10 00	
27	Mr Hall		10 00	
"	Mr Fendell		10 00	
30	Mr Moran		25 00	
"	Mr Nelson		10 00	
1	Mrs Waters		10 00	
"	Mr Frische		15 00	
2	W W Delevan		20 00	
4	Mr Constantine		20 00	
"	J L Sullivan		10 00	
"	D Swan		10 00	
"	Adam Hoover		10 00	
"	Mr Strause		15 00	
7	Mr Hoeflich		15 00	
8	Mr O'Neil		10 00	
"	Mr Painter		25 00	
12	Mr Donaldson		10 00	
"	Mrs Halle		10 00	
15	Mrs Carey		10 00	
20	Mrs Lunn		20 00	
21	Mr O'Neil		10 00	
22	Mrs Schaefer		10 00	
26	Mrs Stokes Washington		20 00	
1st	Mr Pinkerton, W Chr		10 00	
			$ 8662 00	

Bill Sent.	Name.	Amount Charged.	Amount Paid.	When Paid.
Dec 1st.	Forward -		8662 00	
3	Mrs Deisches		10 00	
3	Mr Fritsch		10 00	
"	Mr Fletcher		10 00	
5	Mr Robinson est		75 00	
7	Miss Buck		10 00	
"	Mr Kandy		10 00	
11	Mrs Witz		10 00	
12	Mr Keehan Estate		400 00	9200
"	John Lawson		20 00	
14	Mr Wilmer		10 00	
"	Mr Burkhouse		25 00	
19	Mr W. Olen		10 00	
"	Mrs Meyer		15 00	
20	Mr Sunnell		10 00	
21	Mr Jordan		10 00	
22	~~B Mrs F. Stowe 32 Ea~~		10 00	
23	Mr Pallin		10 00	
24	Mrs Gilbert		200 00	9517
"	B Compton		10 00	
25	Mr Levy		100 00	
26	Mrs Hirsh		10 00	
"	Mr Kuszmaul		10 00	
28	Mr Montgomery		20 00	
30	Mr Jenkins		10 00	
31	Mr Schoneberg		10 00	
"	Mrs Lauchheimer		10 00	
			$ 9687	Prachi
			5000	Salary
			3674	Book
			$ 361.00	

Bill Sent.	Name.	Amount Charged.	Amount Paid.	When Paid.

Bill Sent.	NAME.	Amount Charged.	Amount Paid.	When Paid.

Bill Sent.	NAME.	Amount Charged.		Amount Paid.		When Paid.

Bill Sent.	NAME.	Amount Charged.	Amount Paid.	When Paid.

Bill Sent.	NAME.	Amount Charged.	Amount Paid.	When Paid.

Bill Sent.	NAME.	Amount Charged.	Amount Paid.	When Paid.

Bill Sent.	NAME.	Amount Charged.	Amount Paid.	When Paid.
	12 000			
	5-000			
	5-000			
	22 000			

Bill Sent.	NAME.	Amount Charged.	Amount Paid.	When Paid.

THE STUDENTS' QUIZ SERIES

A NEW SERIES OF MANUALS, embracing in form of question and answer the essentials of Medical Science and Practice. Written by a corps of qualified medical teachers and specialists in New York and edited by BERN B. GALLAUDET, M.D., Demonstrator of Anatomy, College of Physicians and Surgeons, New York, this series is assured of adoption throughout the country as an authoritative and convenient means of imparting and receiving instruction. The advantages accruing to the teacher and student are obvious, but these volumes will furthermore be of great value to the practitioner who may desire to possess for instant reference brief and pithy statements of the essentials of the various medical sciences. The series comprises the following thirteen volumes, issued in the most attractive and convenient form, with illustrations wherever desirable. Owing to the large sale assured, the prices have been fixed at the very low rate of $1 per volume, except in case of the *Anatomy* and *Surgery*, which, being double sized, are placed at $1.75 each.

ANATOMY (*Double Number*).	$1 75	**DISEASES OF THE SKIN**	$1 00
PHYSIOLOGY	1 00	**GENITO-URINARY AND VENEREAL DISEASES**	1 00
CHEMISTRY AND PHYSICS	1 00	**SURGERY** (*Double Number*)	1 75
HISTOLOGY, PATHOLOGY AND BACTERIOLOGY	1 00	**DISEASES OF THE EYE, EAR, THROAT AND NOSE**	1 00
MATERIA MEDICA AND THERAPEUTICS	1 00	**OBSTETRICS**	1 00
PRACTICE OF MEDICINE, including Nervous Diseases	1 00	**GYNECOLOGY**	1 00
		DISEASES OF CHILDREN	1 00

HARE'S PRACTICAL THERAPEUTICS.

A Text-Book of Practical Therapeutics; With Especial Reference to the Application of Remedial Measures to Disease and their Employment upon a Rational Basis. By HOBART AMORY HARE, M.D., Professor of Therapeutics and Materia Medica in the Jefferson Medical College of Philadelphia. With special chapters by DRS. G. E. DE SCHWEINITZ, EDWARD MARTIN and BARTON C. HIRST. New (4th) edition, thoroughly revised and much enlarged. In one octavo volume of 740 pages. Cloth, $3.75; leather, $4.75. Just Ready.

LYMAN'S PRACTICE OF MEDICINE.

The Principles and Practice of Medicine. For the Use of Medical Students and Practitioners. By HENRY M. LYMAN, M.D., Professor of the Principles and Practice of Medicine, Rush Medical College, Chicago. In one octavo volume of 925 pages, with 170 illustrations. Cloth, $4.75; leather, $5.75.

SMITH'S OPERATIVE SURGERY.—Revised Edition.

The Principles and Practice of Operative Surgery. By STEPHEN SMITH, M.D., Professor of Clinical Surgery in the University of the City of New York. Second and thoroughly revised edition. In one very handsome octavo volume of 892 pages, with 1005 illustrations. Cloth, $4.00; leather, $5.00.

LEA BROTHERS & CO., 706, 708 & 710 Sansom St., Philadelphia.

FLINT'S PRACTICE OF MEDICINE.—New (7th) Ed.

A Treatise on the Principles and Practice of Medicine. Designed for the use of Students and Practitioners of Medicine. By AUSTIN FLINT, M.D., LL.D., Professor of the Principles and Practice of Medicine and of Clinical Medicine in Bellevue Hospital Medical College, N. Y. New (7th) edition, thoroughly revised by FREDERICK P. HENRY, M.D., Professor of Principles and Practice of Medicine in the Woman's Medical College of Pennsylvania, Philadelphia. In one very handsome octavo volume of 1143 pages, with illustrations. Cloth, $5.00; leather, $6.00. Just Ready.

GRAY'S ANATOMY.—New (13th) Edition.

Anatomy, Descriptive and Surgical. By HENRY GRAY, F.R.S., Lecturer on Anatomy at St. George's Hospital, London. Edited by T. PICKERING PICK, F.R.C.S., Surgeon to and Lecturer on Anatomy at St. George's Hospital, London; Examiner in Anatomy, Royal College of Surgeons of England. A new American from the thirteenth enlarged and improved London edition. In one imperial octavo volume of 1118 pages, with 636 large and elaborate engravings on wood. Price, with illustrations in colors, cloth, $7.00; leather, $8.00. Price, with illustrations in black, cloth, $6.00; leather, $7.00.

PLAYFAIR'S MIDWIFERY.—New (8th) Edition.

A Treatise on the Science and Practice of Midwifery. By W. S. PLAYFAIR, M.D., F.R.C.P., Professor of Obstetric Medicine in King's College, London. Sixth American from the eighth English edition. Edited, with additions, by ROBERT P. HARRIS, M.D. In one very handsome octavo volume, of 697 pages, with 217 engravings and 5 plates. Cloth, $4.00; leather, $5.00.

SMITH ON CHILDREN.—Seventh Edition.

A Treatise on the Diseases of Infancy and Childhood. By J. LEWIS SMITH, M.D., Clinical Professor of Diseases of Children in the Bellevue Hospital Medical College, New York. Seventh edition, thoroughly revised and rewritten. In one handsome octavo volume of 881 pages, with 51 illustrations. Cloth, $4.50; leather, $5.50.

POLITZER ON THE EAR.—New Edition. Just Ready.

A Text-Book of Diseases of the Ear and Adjacent Organs. By DR. ADAM POLITZER, Imperial-Royal Professor of Aural Therapeutics in the University of Vienna; Chief of the Imperial-Royal University Clinic for Diseases of the Ear in the General Hospital, Vienna. Translated into English from the third and revised German edition, by OSCAR DODD, M.D., Clinical Instructor in Diseases of the Eye and Ear, College of Physicians and Surgeons, Chicago. Edited by SIR WILLIAM DALBY, F.R.C.S., M.B., Consulting Aural Surgeon to St. George's Hospital, London. In one large octavo volume of 748 pages, with 330 original illustrations. Cloth, $5.50.

WHITLA'S DICTIONARY OF TREATMENT.

A Dictionary of Treatment; or Therapeutic Index, including Medical and Surgical Therapeutics. By WILLIAM WHITLA, M.D., Professor of Materia Medica and Therapeutics in the Queen's College, Belfast. Revised and adapted to the United States Pharmacopœia. In one square octavo volume of 917 pages. Cloth, $4.00.

LEA BROTHERS & CO., 706, 708 & 710 Sansom St., Philadelphia.

THE

MEDICAL NEWS

VISITING-LIST.

1896.

THIRTY PATIENTS PER WEEK.



PHILADELPHIA:
LEA BROTHERS & CO.
1895.

2

Copyright, 1895, by Lea Brothers & Co.

CONTENTS.

	PAGE
How to Keep Accounts	3
How to Keep the Visiting-List	3
Signs of Dentition	3
To Find Day of Confinement	4
Thermometric Scales	4
Weights and Measures (Ordinary and Metric)	4
Comparative Scales	5
Examination of the Urine	6–9
Important Incompatibles	9
Artificial Respiration	10
Table of Eruptive Fevers	11
Poisons and Antidotes	12–13
Table of Doses	14–19
Therapeutic Reminders	20–27
Ligation of Arteries	28–32
Daily Record	34–139
General Memoranda	140–147
Obstetric Engagements and Practice	148–159
Vaccinations	160–163
Death Register	164–167
Addresses of Patients	168–171
Addresses of Nurses	172–173
Cash Account	174–192

HOW TO KEEP ACCOUNTS.

1. Keep your visiting list in such a way that you can fully explain it.
2. Transfer a record of your services at short intervals to a ledger, stating the items.

HOW TO KEEP THE VISITING LIST.

ENTER the names in the proper columns, and, in case of a new patient, the address (or husband's or parent's name and address) in the right-hand page under the head of "Memoranda." Under the proper date make a little dot • in lead pencil for a visit *to be paid*, and if at a special hour, write this down: 10 A. M. When a visit is paid make a diagonal stroke in ink, /. When several visits are paid a series of strokes, ////, may be made, or one with a little star */, and in the memorandum column the number of visits, "*4 visits," may be written in. A night-visit should be marked *N*. For an expected office case a small circle in lead pencil, ○, should be made, and when the patient has come an O may be written in ink. For a consultation write *C, and in the "Memoranda" "Consultation with Dr. ——" (whoever asked you in consultation). When you *call* a consultant mark the visit */, and in the "Memoranda" column write "*Dr. —— in consultation." A confinement case may be marked *Cf.*, and anything special noted in column for memoranda. A vaccination should be marked *V*.

SIGNS.

•	*Visit to be made.*
/	*Visit made.*
••	*Second Visit to be made same day.*
//	*Second Visit made.*
N	*Night Visit.*
○	*Office Visit expected.*

O	*Office Visit.*
C	*Consultation (when you are the consultant).*
Cf.	*Confinement Case.*
V	*Vaccination.*
*	*Refers to a special note in column headed "Memoranda."*

DENTITION.

THE first teeth usually appear at about the seventh month, but they may be cut earlier or later without any presumption of disease. The first or temporary set of teeth numbers twenty, and appears approximately as follows (the numbers indicate months):

Molars.	Canine.	Incisors.	Canine.	Molars.
24—12	18	9—7—7—9	18	12—24

The permanent teeth appear about as follows (the numbers indicate years):

Molars.	Bicuspids.	Canine.	Incisors.	Canine.	Bicuspids.	Molars.
25—13—6	10—9	11	8—7—7—8	11	9—10	6—13—25

TO FIND DAY OF CONFINEMENT.

COUNT backward three months from the last day of menstruation, and add one year and seven days to the date thus reached. It should never be forgotten that an exact reckoning of the date of confinement is impossible, errors of one or two weeks being sometimes made.

THERMOMETRIC SCALES.

To convert Degrees of the Centigrade Scale into those of Fahrenheit: Multiply the number of the former by 9 and divide by 5; if the temperature was above the freezing-point (0°), add 32°; if it was below the freezing-point, subtract the result from 32°.

To convert Degrees of the Fahrenheit Scale into those of Centigrade: If the temperature be above the freezing-point (32°), subtract 32: if it be below the freezing-point, subtract the number from 32; then multiply the remainder by 5 and divide by 9.

In taking temperatures, the thermometer should always be used in the same situation (axilla, mouth, etc.), and left in for the same length of time (from five to seven minutes). It is important also, in keeping a record or making a report, to state the situation of the thermometer.

ORDINARY WEIGHTS AND MEASURES.

Troy, or Apothecaries', Weight.

20 grains (gr.)	= 1 scruple (ʒ)	= 20 grains.
3 scruples	= 1 drachm (ʒ)	= 60 "
8 drachms	= 1 ounce (℥)	= 480 "
12 ounces	= 1 pound (℔)	= 5760 "

Wine, or Apothecaries', Measure.

60 minims (♏)	= 1 fluidrachm.
8 fluidrachms (fldr.)	= 1 fluidounce.
16 fluidounces (floz.)	= 1 pint.
2 pints (O)	= 1 quart.
4 quarts	= 1 gallon (Cong.) = 321 cubic inches.

Linear Measure.

12 lines = 1 inch.

THE METRIC SYSTEM.

THIS system gets its name from the meter, which is the unit of linear measure. It is equal to 39.370432 inches, or a little over three and one-quarter feet.

The gram is the unit of weight, and is equal to 15.432 grains (Troy).

The liter is the unit of solid or fluid measure, and is equal to 1.0567 quarts.

The names of the higher weights and measures are formed by prefixing to the name of the unit the Greek terms deka, hecto, kilo, and myria. The names of the fractional weights and measures are formed by prefixing to the name of the unit the Latin terms deci, centi, milli.

COMPARATIVE SCALES, showing at a glance the exact equivalent of ordinary weights and measures in those of the Metric System, and *vice versa.*



The equivalents of fractions, whether large or small, may be found with great nicety by these scales. For instance, ⅞ grain = ⅞ of the metric equivalent of 7 grains, and 1-200 grain = 1-4000 of the metric equivalent of 20 grains. This method is, of course, reversible.

EXAMINATION OF THE URINE.

No clinical investigation is complete without careful and repeated examination of the urine, microscopically as well as chemically. The most important matters to be considered are—

1. Quantity passed in a given time. 2. Appearance (color, transparency, turbidity, etc.). 3. Odor. 4. Reaction (acid or alkaline). 5. Specific gravity. 6. Proportion of urates. 7. Proportion of phosphates. 8. Absence or presence of albumin, and quantity if present. 9. Absence or presence of sugar, and quantity if present. 10. Character of the sediment microscopically.

For ordinary examinations a sample of the first urine passed in the morning is best. It is sometimes necessary to examine in addition a sample specimen taken from the entire quantity passed during twenty-four hours. At other times it is important to examine that passed at stated periods after meals.

1. *Quantity.*—Instruct the patient to throw away the urine passed at a noted hour, and to collect in one vessel all passed subsequently for twenty-four hours up to the same hour of the following day. This quantity is to be accurately measured. The normal quantity is from 40 to 50 fluidounces. Variations occur within normal limits from excessive or insufficient drinking of water, loss by perspiration, etc. Persistent excess (polyuria) or diminution (oliguria) is pathological. The quantity is increased in diabetes insipidus and diabetes mellitus, in chronic nephritis, and, temporarily, in emotional states, including hysteria. The quantity is diminished in acute nephritis, in the last stages of chronic nephritis, in lithemia, in renal insufficiency, in conditions characterized by feebleness of the heart, in Asiatic cholera, in yellow fever, in acute intestinal obstruction, and in febrile conditions generally.

2. *Appearance.*—Normal urine is of an amber color and transparent. The color of the urine varies with its concentration, and may be altered by drugs. Rhubarb imparts a gamboge-yellow color to acid urine, a violet-red color to alkaline urine. Senna imparts a brownish, logwood a reddish, carbolic and gallic acids each a blackish tinge. Of the more important pathological changes, smokiness or redness is usually due to blood; a greenish-yellow or brownish tint usually indicates bile; a milky appearance is caused by that rare condition, chyluria. Urates and uric acid sometimes impart a bright orange-red tint that may be mistaken for blood. When blood is present, the corpuscles will be seen under the microscope, but there is a condition (*hemoglobinuria*) in which the coloring-matter of the blood, but not the corpuscles, passes into the urine. A special test is here necessary.

Normal urine may become turbid on standing. Nearly always a slight cloud of mucus will form, and urates may deposit on cooling, even when not in excess, if the urine is somewhat concentrated. Urine turbid when passed is pathological. Pus and mucus cause turbidity, the nature of which may be distinguished by microscopic examination. Chemically, pus may be detected by the addition of hydrogen dioxide, which causes effervescence from liberation of oxygen, or by allowing it to settle and adding liquor potassæ after pouring off the supernatant urine, when the pus becomes a ropy, viscid mass, easily recognized by its behavior upon attempting to pour it from the test-tube. Turbidity in an acid urine that

clears up on heating is due to urates. Turbidity, increased or unaffected by heat and cleared up by the addition of nitric acid, is caused by phosphates. Very pale, transparent urine, of high specific gravity, usually contains sugar; if of low specific gravity, and there is polyuria, it may be free from abnormal constituent or may contain sugar and likewise albumin.

3. *Odor.*—Urine has a typical odor, sometimes described as aromatic. If alkaline fermentation take place, the urine becomes ammoniacal. The ingestion of turpentine imparts an odor of violets. The urine of diabetes mellitus sometimes has a sweetish odor. The presence of acetone yields an odor resembling that of chloroform.

4. *Reaction* is to be ascertained soon after the passage of the urine by means of slips of litmus-paper, of which the blue is reddened if the secretion is acid, and the red is made blue if the secretion is alkaline; or by turmeric-paper, which is made brown if the secretion is alkaline. The total twenty-four hours' urine of a healthy person is acid. The urine may be alkaline a few hours after a meal, especially if large quantities of alkali have been taken, in cases in which the stomach has been washed out, and in cases of obstinate vomiting. Ammoniacal fermentation will give an alkaline reaction to urine.

5. *Specific Gravity.*—This is ascertained by means of a special form of hydrometer called a urinometer. Normal specific gravity is about 1018 or 1020. Increased specific gravity (1025 or more) indicates excess of solid matters; if the quantity is scanty, usually these are urates or phosphates, or both; but if the quantity is excessive sugar is usually present. If the specific gravity is low (1010 or less), albumin may be suspected.

6. *Urates and Uric Acid.*—In addition to the high specific gravity and turbidity clearing on heat, as already mentioned, urates and uric acid may be detected by examination of the sediment under the microscope. When urates and uric acid only are present, the urine is usually acid, but urates and phosphates may be present together in a faintly acid, neutral, or alkaline urine. Free uric acid is (practically) always abnormal, and urates in noticeable quantity may usually be considered excessive, but only exact quantitative determination of the entire amount passed in twenty-four hours can make this certain.

7. *Phosphates.*—The proportion of phosphates may be roughly ascertained by adding to some urine in a test-tube half its bulk of a solution of caustic potash (1 : 8), and gently warming the mixture. If the deposit which forms is deeper than $\frac{1}{8}$ of an inch in a test-tube $\frac{3}{4}$ of an inch in diameter, containing the mixture to a height of 2 inches, the phosphates are in excess. If much less, they are below normal. Turbidity of the urine which is cleared up by the addition of a little acetic acid is to be set down to an excess of phosphates, unless the urine is stale, when it may be due to alkaline decomposition.

8. *Albumin.*—Before testing for albumin or sugar, the urine should be filtered until perfectly clear. If alkaline, it must be acidulated by adding a drop or two of acetic acid. The most delicate of the reliable tests for albumin is to gently heat to the boiling-point the upper portion of a test-tube about half filled with urine. A resulting cloudiness is due to albumin or phosphates. The addition of a few drops of *acetic acid* will clear up the turbidity due to phosphates, but will not affect that due to albumin.

Heller's test is best performed by putting about 1 inch of nitric acid in a

test-tube, and by means of a pipette allowing a few drops of the filtered urine slowly to trickle down the side of the inclined test-tube, and to lie upon the acid. A more or less white and opaque ring or cloudiness, due to coagulation of the albumin, will form at the junction of the two fluids. The ring may appear at once or develop slowly; hence the test-tube containing the urine and acid should be allowed to stand for about ten minutes before a negative result is recorded.

8. *Sugar.*—The presence of sugar in quantities sufficient to have any pathological significance may be detected by *Boettger's test*, which consists in placing in a test-tube about a drachm each of filtered urine and liquor potassæ, and adding a minute quantity of subnitrate of bismuth. If sugar be present, prolonged boiling will cause a precipitate of metallic bismuth, forming a black deposit at the bottom of the test-tube. A grayish precipitate may be caused by substances other than sugar. The result of the bismuth test is to be corroborated by *Trommer's test.* A few drops of a 10-per-cent. solution of copper sulphate are dropped into a test-tube containing the urine, a solution of caustic soda or liquor potassæ is added in excess, a blue coloration is caused, and on heating, if sugar be present, a reddish-brown or salmon-colored precipitate of copper suboxide is thrown down.

To determine the *quantity* of sugar, *Fehling's solution* is usually employed. 34.64 grams of pure crystallized copper sulphate are dissolved in pure water, and the solution is made up to 500 cubic centimeters. 70 grams of caustic soda in sticks and 180 grams of powdered Rochelle salt are dissolved in 400 c.c. of water, and the solution is also made up to 500 c.c. The two solutions are best kept in separate well-stoppered, dark-colored bottles. For use equal parts are mixed as required. Every 10 c.c. of Fehling's solution requires 5 centigrams of glucose to reduce it completely. The test is best made by placing in a porcelain capsule 5 c.c. each of the two solutions, adding sufficient distilled water to make 50 c.c., and boiling. If no change of color should occur, the test may be proceeded with: 1 part of the urine to be tested having been added to 9 parts of distilled water, this diluted urine is now permitted to slowly flow from a burette into the liquid in the capsule, or is added drop by drop until all the blue color has disappeared. The quantity necessary to effect this may be measured in grams (g) or drops (d). To ascertain the percentage of sugar the following formula may be used:

$$\frac{50}{g} \text{ or } \frac{772}{d} = \text{percentage.}$$

A less exact method is to place in a test-tube 8 drops of each of the two test solutions, add sufficient water to make 1 fluidrachm, and boil the whole. The diluted urine (1 in 10) is used as above, and the number of drops, multiplied by 10, used as the denominator d in the formula given.

Quantity by the Fermentation Process.—Take specific gravity and record it. Place 8 ounces of urine in a pint bottle, add a piece of compressed yeast about the size of a walnut, insert a perforated cork, and place the bottle in a warm place (86° to 90° F.) for four or five hours or longer. Then allow the urine to cool, and again take sp. gr. Each degree of loss of sp. gr. represents about one grain of sugar to the ounce, or the total number of degrees lost multiplied by 0.23 will give the sugar percentage.

If sugar be found, frequent examinations must be made for

Acetone.—1. Add to an ounce of the urine a drachm or two drachms of

a recent one-per-cent. aqueous solution of sodium nitro-prusside (gr. v–ʒj) and a few drops of strong aqua ammoniæ. If acetone be present, a ruby-red color soon results. After this, examination must be made for

Diacetic Acid.—Solution of chloride of iron is slowly added to the urine; the phosphates thus precipitated are removed by filtration; and more iron chloride is added. If glacial acetic acid is present, the urine becomes wine-red. The test must then be repeated with urine previously boiled. If the boiled urine gives no reaction with the iron solution, or only a slight coloration, and if acetone is present (see above), we may conclude that the very grave condition of *diacecturia*, a forerunner of diabetic coma, exists. The therapeutic indication is the administration of alkalies.

10. The character of the microscopic sediment is always of great significance. This part of the examination requires special instruction.

IMPORTANT INCOMPATIBLES.

Acacia (gum), with alcohol, iron, lead-water, and mineral acids.

Acids (mineral), with alkalies and relatively weak salts of other acids, such as bromides, chlorides, and iodides.

Alkalies, with acids and with relatively weak salts.

Antipyrin and antifebrin should be given with alcohol or water only.

Arsenic, with tannic acid, salts and oxide of iron, and lime and magnesia.

Bitter infusions and tinctures, with salts of iron and lead.

Bromides, with acids, acid salts, or alkalies.

Calomel, with alkalies, lime-water, salts of iron and lead, and iodide of potassium.

Camphor (spirit of), with water.

Carbonates, with acids and acid salts.

Chlorides, with silver salts, lead salts, and alkalies.

Chloroform (except in minute quantity), with water.

Corrosive sublimate, with alkalies, lime-water, salts of iron and lead, iodide of potassium, albumin, gelatine, and vegetable astringents. (It may, however, be advantageously combined with the tincture of the chloride of iron and the liq. acidi arseniosi of the new Pharmacopœia, or, in spite of the chemical reaction, with iodide of potassium, as in the famous Gibert's syrup.)

Digitalis, with iron and preparations containing tannic acid.

Iron (salts), with anything containing tannic acid. Tincture of the chloride of iron, with alkalies, carbonates, mucilages, and preparations containing tannic acid.

Mucilages, with acids, iron salts, and alcohol.

Potassium (iodide of), with all strong acids and acid salts. (See Corrosive Sublimate.)

Spirit of nitrous ether, with sulphate of iron, tincture of guaiacum, and most carbonates.

Vegetable preparations holding tannic acid, with salts of iron and lead.

Alkaloids are precipitated or destroyed by tannic acid, alkalies, and chlorinous compounds.

ARTIFICIAL RESPIRATION (Sylvester's Method).

FREE the body from any clothing that binds the neck, chest, or waist; turn it over upon the face for a moment, thrusting a finger into the mouth and sweeping it round, to bring away anything that may have gotten in or accumulated there. Then lay the body flat on the back, with something a few inches high under the shoulders, so as to cause the neck to be stretched out and the chin to be carried from the chest. Draw the tongue well forward out of the mouth and let it be held by an assistant. (If there be no one to do this, a pencil or small stick may be thrust across the mouth on top of the tongue and back of the last teeth, to keep the mouth open and the tongue out of the throat.) Place yourself on your knees behind the head, seize both arms near the elbows and sweep them round horizontally, away from the body and over the head till they meet above it; give a good, strong pull, and keep it up for a

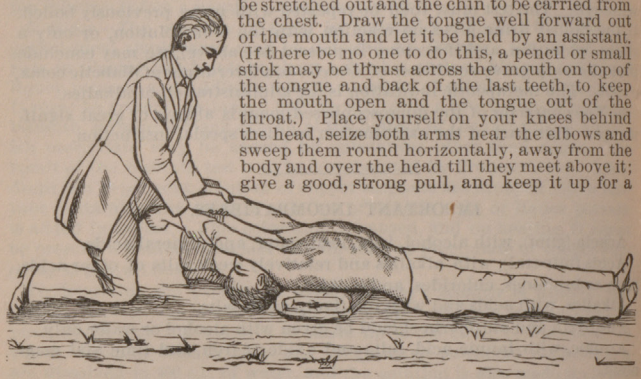

FIG. 1.

few seconds. After this return the arms to their former position alongside the chest, and make strong pressure for a few seconds against the lower ribs, so as to drive the air out of the chest and effect an act of expiration. Rhythmic traction of the tongue may also be practised.

This plan, regularly carried out, will make about 16 complete acts of respiration in a minute. It should be kept up for a long time, and not aban-

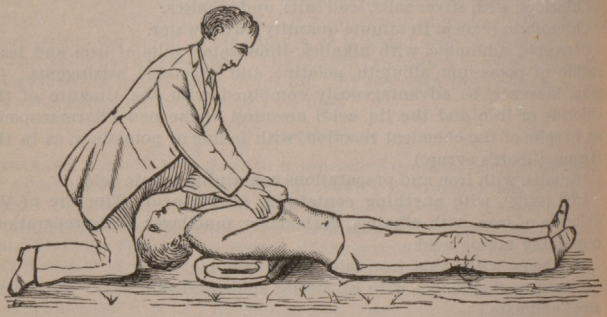

FIG. 2.

doned until the heart has ceased to beat. It should be remembered that cessation of the pulse at the wrists amounts to nothing as a sign of death; for life may be present when only a most acute ear can detect the sound of the heart. In a moderately thin person deep pressure with the finger-ends just below the lower end of the breastbone may sometimes reveal pulsation in the aorta when it cannot be found anywhere else.

TABLE OF ERUPTIVE FEVERS.

Disease.	Manner of Invasion.	Characteristics of Eruption.	Course of Disease.
Scarlatina (Scarlet fever).	Usually sudden; chilliness; high fever; rapid pulse; flushed face; convulsions or coma; sore throat; "strawberry tongue." Incubation: a few hours to a few days.	Appears very early, often on second day. First on neck and chest. May become universal. May be only about joints and very trifling. Bright scarlet; punctate. Followed by desquamation; skin burning hot; sometimes itches.	Progresses steadily and rapidly. Temperature rises to 104°–106°. Defervescence gradual. Coma a dangerous sign. Albumin in urine common, and often true desquamative nephritis. Dur.: wk. or 10 dys.
Rötheln (German measles).	Usually unsuspected. Slight fever or none; mild catarrhal symptoms; vomiting; slight sore throat; enlargement of cervical lymphatic glands almost always present. Incubation: 2 to 3 wks.	Appears early. Often first symptom noted, first on face and neck, then on trunk. Rosy papules, scattered or clustered. Fades in one part and appears in another. Lasts about three days.	Usually mild. Disappears gradually. Duration: week or 10 days.
Varicella (Chicken-pox).	Usually unsuspected. Slight fever or none; slight malaise or none. Incubation: about 2 weeks.	Appears early. Usually on chest and shoulders, then on body and limbs and face. Distinct, clear, shot-sized vesicles; sometimes with distinct areola and even umbilicated; appear in successive crops; usually few in number.	Usually mild. Vesicles disappear by drying up. May form pus and leave pits. Duration: about a week.
Variola (Smallpox).	Usually sudden; chill; high fever; rapid pulse; violent pain in head and back; debility; mucous membranes often involved. Temperature falls with appearance of rash. Incubation: about 12 days.	Appears on third or fourth day; first on face, and spreads over whole body and limbs in a day or two. Fine shot-like papules; then vesicles; then umbilicated pustules, about eighth day developing adherent crusts; well-marked areola. Intense itching. Peculiar odor.	Symptoms grow worse as pustules mature. Often severe constitutional disturbance. Great restlessness and desire to scratch the eruption. Defervescence gradual and slow. May be interrupted or exacerbate. Crusts fall off, and often leave deep pits (pocks). Duration: about 3 weeks.
Morbilli (Measles).	Generally sudden; chilliness or even convulsions; moderate fever; lachrymation; catarrh of respiratory passages; bronchitis. Temperature rises with appearance of rash. Incubation: 2 wks.	Appears about fourth day; first on face, and spreads to body and limbs. May be limited; usually almost universal. Consists of rosy papules, arranged in parts of circles (crescentic); appears sometimes in successive crops.	Usually mild and regular. Temperature may be high from complications. Lasts about a week. Recovery rapid. Duration: week or 10 days.

POISONS AND ANTIDOTES.

THE following table contains suggestions for the proper treatment of those forms of poisoning most likely to occur. Though brief, they are all that will be needed to prompt the physician's memory:

POISON.	TREATMENT.
Nature unknown	Provoke repeated vomiting; Give bland liquids; Stimulate, if necessary; keep up breathing.
Acids— Sulphuric, Nitric, Hydrochloric, Oxalic, . . .	Give an alkali (soap, soda, and whitewash usually at hand); limewater; magnesia; Provoke vomiting; avoid stomach-pump; Give ice cream and bland fluids; Secure rest; relieve pain by opium; Stimulate, if necessary; Feed by enema.
Hydrocyanic Acid and *Potassium Cyanide* . .	Stomach-pump or emetic; Stimulate; potassium permanganate; Give dilute ammonia-water—by intravenous injection, if necessary; chlorine-water; Cold affusions; Give atropine, gr. $\frac{1}{60}$, hypodermatically.
Carbolic Acid and *Creosote*	Give Epsom salts, dilute sulphuric acid, glycerin, and oil; atropine, hypodermatically; Stomach-pump or emetics; White of egg; amyl nitrite; Stimulate; artificial heat.
Alkalies— Ammonia, Soda, Potash, Lye, ...	Give vinegar, lemon-juice, or orange-juice, or other acid or a fixed oil; Give bland liquids; Secure rest; relieve pain by opium; Stimulate, if necessary.
Arsenic— Paris green, Scheele's green, Fowler's solution, .	Stomach-pump or emetics; Give hydrated oxide of iron or dialyzed iron and salt or magnesia; Give dose of castor oil; Secure rest; Stimulate, if necessary.
Acetate of Lead	Stomach-pump or emetics; Give Epsom salts or dilute sulphuric acid; Milk, raw eggs, and water; Morphine hypodermatically for pain; Potassium iodide to eliminate the drug.
Mercury, *Corrosive sublimate,* *Antimony,* *Tartar Emetic,* . .	Emetics; careful lavage; Give some infusion containing tannic acid; Give raw eggs and milk; bland liquids; Give dose of castor oil; Stimulate, if necessary.
Copper Salts	Give albumin (milk, raw eggs); Stomach-pump or emetics; Give bland fluids.
Phosphorus	Provoke vomiting by repeated five-grain doses of sulphate of copper; Potassium permanganate ($\frac{1}{2}$–$\frac{1}{3}$ per cent.); Give dose of magnesia, but *no* oil.
Nitrate of Silver (lunar caustic), . .	Give strong salt and water; } repeat many Provoke vomiting; } times.
Iodine	Stomach-pump or emetics; Give starch and water; Give bland fluids.

POISON.	TREATMENT.
Opium— Morphine, Laudanum, Paregoric, etc.,	Stomach-pump; emetic; potassium permanganate, by mouth or hypodermatically; ammonia; hot strong coffee by the bowel; atropine hypodermatically; oxygen-inhalations; artificial respiration; lingual traction.
Chloral— Paraldehyde,	Stomach-pump or emetic; artificial heat; massage; stimulate; strychnine; amyl nitrite; artificial respiration.
Nux Vomica— Strychnine, Picrotoxin,	Stomach-pump or emetic; animal charcoal or tannic acid; bromide and chloral; amyl nitrite; chloroform or ether; curare; artificial respiration.
Aconite— Veratrum viride,	Stomach-pump or emetic; stimulate; heat; atropine; artificial respiration.
Hemlock, *Toadstool,* *Tobacco, etc., etc.,*	Provoke vomiting and give a purge; tannic or gallic acid; Stimulate well; keep up breathing.
Belladonna or *Atropine,* *Hyoscyamus* or *Hyoscyamine,* *Duboisia* or *Duboisine,* *Stramonium* or *Daturine,*	Stomach-pump or emetic; stimulate; Enema hot strong coffee; artificial heat; pilocarpine hypodermatically; artificial respiration.
Alcohol	Stomach-pump or emetic; Give ammonia and water.
Decayed Meat or Vegetables	Provoke vomiting; wash out stomach; Give a purgative; give an enema; Give powdered charcoal and hydrogen dioxide.
Poisonous Gases— Carbonic acid or oxide, Sulphuretted hydrogen,	Fresh air; oxygen; Artificial respiration; Amyl nitrite or nitro-glycerin; Stimulation.

To provoke vomiting, warm water may be used, with or without ground mustard (a tablespoonful to a pint of water), or ipecac (a teaspoonful of the powder or a tablespoonful or so of the syrup), or a finger may be thrust down the throat. It is best to give large quantities (that is, a pint at a time) of warm water whenever vomiting is to be excited. The stomach-pump or simple siphon-tube, if accessible, is better.

Bland liquids are milk, raw eggs, some sort of oil, mucilage, barley-water, gruel, etc.

Stimulants are tea, coffee, whiskey, wine, etc., or ammonia and water. Of this last a teaspoonful in a teacupful of water will be enough for a dose. In making tea or coffee one must not wait to do it as if for the table, but mix hot water and the leaves or grounds, squeeze them well, stir together, and give the whole—leaves, grounds, everything.

Alkaline antidotes which are most likely to be at hand are ammonia and water (a tablespoonful in two teacupfuls of water), soap and water, lime, whiting, soda, chalk, tooth-powder, plaster, magnesia, whitewash, and even wood-ashes.

Acid antidotes most commonly accessible are vinegar and lemon-juice.

In giving an antidote it is well to remember that it is not always necessary to wait for it to dissolve, but that it may be stirred up in any fluid at hand (except oil), and swallowed immediately.

Antagonists are drugs which physiologically oppose the poison, as atropine to opium, chloral to strychnine, pilocarpine to atropine.

TABLE OF DOSES

OF REMEDIES MOST FREQUENTLY ADMINISTERED.

For hypodermatic use the dose should be *half* that used by the mouth.
For use by rectum the dose should be *twice* that used by the mouth.
Doses for Children.—Dr. Young's rule: Add 12 to the age, and divide by the age to give the denominator of a fraction, the numerator of which is 1.

Example: For a child two years old, $\frac{12+2}{2} = \frac{1}{7}$; the dose should be $\frac{1}{7}$th that for an adult. In giving powerful medicines and opium still smaller doses must be used for children.

Remedies.	Grains or Minims.	Grams or Cubic Centimeters.
Abstracta. (*See Extracta. Double the dose.*)		
Acetanilid (antifebrin)	2—15	0.1 — 1.
Acid. arsenios	$\frac{1}{64}$—$\frac{1}{20}$	0.001 — 0.003
benzoic	5—15	0.3 — 1.
boric	5—10	0.3 — 0.65
camphoric. (to check night-sweats)	15—30	1. — 2.
carbolic	$\frac{1}{2}$— 1$\frac{1}{2}$	0.03 — 0.1
gallic	5—15	0.15 — 1.
gall. in albuminuria	10—60	0.65 — 4.
hydrobrom. dil	10—60	0.65 — 4.
hydrocyan. dil	2— 6	0.1 — 0.35
hydrochlor. dil	5—20	0.3 — 1.3
nitric. dil	5—20	0.3 — 1.3
nitro-hydrochlor. dil	5—20	0.3 — 1.3
phosphoric. dil	5—30	0.3 — 2.
salicylic	5—20	0.3 — 1.3
sulphuric. dil	5—30	0.3 — 2.
sulphuric. arom	5—15	0.3 — 1.
sulphuros	30—60	2. — 4.
tannic	2—10	0.1 — 0.65
Aconitina (white crystals)	$\frac{1}{300}$—$\frac{1}{200}$	0.0002— 0.0003
Adonidin (heart-tonic)	$\frac{1}{10}$— $\frac{1}{3}$	0.006 — 0.02
Agaricin (to check night-sweats)	$\frac{1}{8}$— $\frac{1}{4}$	0.008 — 0 015
Agathin (analgesic)	8—15	0.5 — 1.
Aloe	2— 5	0.13 — 0.3
Aloinum	$\frac{1}{8}$— 3	0.008 — 0.18
Ammonii benzoas	10—20	0.65 — 1.3
bromid	5—30	0.3 — 2.
carb	3—10	0.2 — 0.65
chlorid	10—30	0.65 — 2.
iodid. *vel* valer	2—15	0.1 — 1.
Amyl nitris (inhaled or internally)	2— 5	0.1 — 0.35
Amylene hydrate (hypnotic)	10—60	0.6 — 4.
Analgen (analgesic, antipyretic)	8—30	0.5 — 2.
Antimon. et pot. tart.; diaph	$\frac{1}{20}$—$\frac{1}{10}$	0.003 — 0.006
et pot. tart.; emetic	1— 2	0.06 — 0.13
oxysulphuret	$\frac{1}{2}$— 2	0.03 — 0.13
Antipyrin	2—15	0.1 — 1.
Apiol	5—10	0.3 — 0.65
Apomorph. hydrochlor	$\frac{1}{30}$—$\frac{1}{10}$	0.003 — 0.006
Argenti nitras	$\frac{1}{6}$— $\frac{1}{2}$	0.01 — 0.03
oxidum	$\frac{1}{2}$—2	0.032 — 0.13
Arsenii iodidum	$\frac{1}{64}$—$\frac{1}{10}$	0.001 — 0.006
bromid	$\frac{1}{64}$—$\frac{1}{16}$	0.001 — 0.004

Remedies.	Grains or Minims.	Grams or Cubic Centimeters.
Asaprol (locally, 2%), internally	5— 20	0.3 — 1.3
Atropinæ sulphas	$\frac{1}{128}$— $\frac{1}{32}$	0.0005— 0.002
Auri et sodii chlorid.	$\frac{1}{32}$— $\frac{1}{8}$	0.002 — 0.008
Barii chlorid.	$\frac{1}{2}$— 5	0.032 — 0.3
Benzonaphthol	2— 10	0.13 — 0.65
Beta-naphthol	2— 5	0.13 — 0.32
Bismuthi subnitras	5— 60	0.3 — 4.
salicylas *vel* subgallas	5— 20	0.3 — 1.3
Bromoformum (in whooping-cough, etc.)	5— 10	0.3 — 0.65
Butyl-chloral hydrate	5— 10	0.32 — 0.65
Caffeina	1— 5	0.06 — 0.3
Calcii chlorid. hydrat.	5— 20	0.3 — 1.3
Calcii lacto-phosphas	5— 10	0.3 — 0.65
Camph. monobrom.	2— 5	0.1 — 0.3
Capsicum	1— 5	0.6 — 0.3
Cerii oxalas	1— 10	0.06 — 0.6
Chloral	3— 20	0.2 — 1.3
Chloralose (hypnotic, sedative)	3— 10	0.2 — 2.6
Chloralamidum (hypnotic)	15— 60	1. — 4.
Chloroformum	1— 30	0.06 — 2.
Chrysarobinum	$\frac{1}{8}$— 3	0.01 — 0.2
Cinchonidina, and its salts	5— 30	0.3 — 2.
Cocaina (locally, 1 to 4 % sol.), internally	$\frac{1}{16}$— $\frac{1}{2}$	0.004 — 0.03
Codeina	$\frac{1}{16}$— 2	0.004 — 0.13
Colchicin	$\frac{1}{100}$— $\frac{1}{50}$	0.0006— 0.0013
Coniina, and its salts	$\frac{1}{100}$— $\frac{1}{8}$	0.0006— 0.01
Copaiba	15— 60	1. — 4.
Creasotum	$\frac{1}{2}$ gradually increased.	0.03 gradually increased.
Creolin (locally, $\frac{1}{2}$ to 2 % sol.), internally	$\frac{1}{2}$— 5	0.03 — 0.3
Croton chloral	1— 5	0.06 — 0.3
Cubeba	2— 60	0.12 — 4.
Cupri acetas	$\frac{1}{8}$— $\frac{1}{2}$	0.008 — 0.03
arsenis	$\frac{1}{100}$	0.0006
sulphas	$\frac{1}{16}$— $\frac{1}{4}$	0.004 — 0.015
Curare	$\frac{1}{32}$— $\frac{1}{16}$	0.002 — 0.006
Digitalinum	$\frac{1}{64}$— $\frac{1}{32}$	0.001 — 0.002
Digitalis	$\frac{1}{8}$— 2	0.008 — 0.13
Duboisina, and salts	$\frac{1}{128}$— $\frac{1}{60}$	0.0005— 0.001
Elaterinum	$\frac{1}{60}$— $\frac{1}{12}$	0.001 — 0.005
Elaterium	$\frac{1}{16}$— $\frac{1}{4}$	0.004 — 0.016
Emetina, and salts, emetic	$\frac{1}{8}$— $\frac{1}{4}$	0.008 — 0.015
Ergota	15— 60	1. — 4.
Ergotinum	2— 8	0.13 — 0.5
Eserina, and its salts	$\frac{1}{64}$— $\frac{1}{20}$	0.001 — 0.003
Ethyl iodidum (inhalation)	5— 20	0.31 — 1.3
Europhen	$\frac{1}{4}$— 2	0.016 — 0.13
Exalgin (analgesic; give with alcohol)	2— 6	0.15 — 0.4
Extractum aconiti [rad.]: U. S. P. 1880	$\frac{1}{12}$— $\frac{1}{4}$	0.005 — 0.015
aconiti [rad.], fluid.; U. S. P. 1880	$\frac{1}{2}$— 1	0.03 — 0.06
aloes aquos	$\frac{1}{2}$— 10	0.03 — 0.65
bellad. alcohol	$\frac{1}{6}$— $\frac{1}{2}$	0.01 — 0.03
bellad. fl.	1— 3	0.06 — 0.02
buchu fl.	30— 60	2. — 4.
cactus grandiflorus fl.	5— 10	0.31 — 0.62
calumbæ fl.	15— 30	1. — 2.
cannab. ind. (with caution)	$\frac{1}{16}$— $\frac{1}{2}$	0.004 — 0.03
cannab. ind. fl. (with caution)	$\frac{1}{8}$— 1	0.03 — 0.06
cascaræ sagrad. fl.	10— 30	0.6 — 2.
cimicifugæ fl.	5— 30	0.3 — 2.
colchici fl.	2— 8	0.12 — 0.5
colocynthidis comp.	5— 15	0.3 — 1.
conii fl.	1— 10	0.06 — 0.6
convallariæ rad. fl.	5— 30	0.3 — 2.

Remedies.	Grains or Minims.	Grams or Cubic Centimeters.
Extractum digitalis	⅛— 1	0.008 — 0.06
digitalis fl.	1— 6	0.06 — 0.4
ergotæ	½— 15	0.03 — 1.
ergotæ fl.	15— 60	1. — 4.
erythroxyli fl. (coca)	15—120	1. — 8.
eucalypti fl.	5— 30	0.03 — 2.
euphorbiæ piluliferæ	30— 60	2. — 4.
gelsemii fl.	2— 5	0.13 — 0.3
gossypii fl.	15— 60	1. — 4.
grindeliæ rob. fl.	10— 60	0.6 — 4.
guaranæ fl.	30—120	2. — 4.
hæmatoxyli	10— 30	0.6 — 2.
hydrastis fl.	10—120	0.6 — 2.
hyoscyami alcohol.	½— 2	0.03 — 0.13
hyoscyami fl.	2— 8	0.1 — 0.5
ignatiæ	⅛— ¼	0.008 — 0.03
iridis fl.	5— 10	0.3 — 0.65
jalapæ; U. S. P. 1870	5— 10	0.3 — 0.65
kava-kavæ fl.	15— 60	1. — 4.
leptandræ fl.	20— 30	1.3 — 2.
lobeliæ fl.	1— 5	0.06 — 0.3
matico fl.	30— 60	2. — 4.
nucis vomicæ	⅛— ¼	0.008 — 0.03
nucis vomicæ fl.	1— 5	0.06 — 0.3
opii	⅛— 1	0.008 — 0.06
physostigmatis	1/16— ⅛	0.004 — 0.01
pilocarpi fl.	5— 30	0.3 — 2.
podophylli	½— 3	0.03 — 0.2
prun. virg. fl.	30— 60	2. — 4.
pulsatillæ fl.	2— 5	0.1 — 0.3
quebracho fl. (aspidosperma)	20— 60	1.3 — 4.
rhei fl.	5— 30	0.3 — 2.
scillæ fl.	2— 3	0.1 — 0.2
scoparii fl.	15— 60	1. — 4.
senegæ fl.	1— 5	0.06 — 0.3
sennæ fl.	60—240	4. —16.
serpent. fl.	20— 30	1.3 — 2.
spigeliæ fl.	10— 60	0.6 — 1.
stillingiæ fl.	15— 45	1. — 3.
stramonii	¼— ½	0.015 — 0.03
syzygii jambolini	5— 10	0.3 — 0.7
taraxaci	5— 60	0.3 — 4.
uvæ ursi fl.	30— 60	2. — 4.
valer. fl.	30— 60	2. — 4.
veratr. vir. fl.	2— 8	0.1 — 0.5
viburni prunifolii fl.	30— 60	2. — 4.
xanthoxyli fl.	15— 60	1. — 4.
Fel bovis purif.	5— 10	0.3 — 0.65
Ferri arsen.	1/20— ⅛	0.003 — 0.01
bromid.	1— 5	0.06 — 0.3
carb. sacch.	2— 15	0.1 — 1.
hypophosphis	5— 10	0.3 — 0.65
iodidum sacch.	2— 5	0.13 — 0.33
lactas	1— 3	0.06 — 0.2
oxid. hydrat. cum. magnes. (antidote to arsenic),	ʒ ½ —ʒ 1 frequently	16. —32.
pyrophosphas	1— 5	0.06 — 0.3
sulphas	1— 3	0.06 — 0.2
sulphas exsiccat.	½— 2½	0.03 — 0.15
valer.	1— 3	0.06 — 0.2
Ferrum dialys.	1— 15	0.06 — 1.
reduct.	1— 5	0.06 — 0.3
Gallobromol	7½	0.5
Guaiacol (internally)	¼— 5	0.015 — 0.3
(topically)	20— 60	1.3 — 4.

Remedies.	Grains or Minims.	Grams or Cubic Centimeters.
Guaiacol carbonas *vel* benzoas	⅓— 10	0.02 — 0.6
Homatropinæ hydrobrom. (mydriatic, locally, 0.2 % to 4 %),	1/6— 2½	0.01 — 0.15
Hydrarg. chlor. corros.	1/64— 1/16	0.001 — 0.006
chlor. mite	1/16— 10	0.004 — 0.65
iodid. rubr.	1/50— 1/10	0.0013— 0.006
iodid. vir.	⅙— 1	0.01 — 0.06
subsulphas flav. as emetic	2— 5	0.12 — 0.3
c. creta	3— 8	0.2 — 0.5
Hydrastin	3— 5	0.2 — 0.3
Hydrogeni dioxid. (10 vol. sol.), locally (25 to 100 %), antiseptic,	30—120	2. — 8.
Hyoscinæ hydrobrom.	1/100— 1/10	0.0003— 0.0009
Hyoscyaminæ sulph.	1/100— 1/60	0.0003— 0.001
Ichthyol (locally, 10 to 50 %), internally	3— 5	0.2 — 0.3
Infusum digitalis	f℥ 1—f℥ 4	4. —16.
Iodoformum	1— 5	0.06 — 0.3
Iodol	⅙— ½	0.01 — 0.03
Iodum	1/10— ¼	0.006 — 0.015
Ipecacuanha {expect.	⅙— 1	0.01 — 0.06
Ipecacuanha {emet.	15— 30	1. — 2.
Jalapa	15— 30	1. — 2.
Lactophenin (antipyretic)	8— 15	0.5 — 1.
Liq. ammon. acet.	f℥ 2—f℥ 8	8. —32.
arsen. et hydr. iod., potassii arsenit., sodii arseniatis, (*To be increased cautiously.*)	1— 5	0.06 — 1.
ferri chloridi	2— 10	0.15 — 0.65
ferri dialys.	10— 30	0.65 — 2.
potassii citrat.	f℥ 2—f℥ 4	8. —16.
Lithii benzoas *vel* bromid.	5— 20	0.3 — 1.3
carb. *vel* citras	2— 10	0.13 — 0.65
salicylas	5— 30	0.3 — 1.3
Lupulinum	5— 30	0.3 — 2.
Magnesii carb.	15— 60	1. — 4.
citr. gran.	℥ 2—℥ 8	8. —32.
sulphis	10— 30	0.6 — 2.
Malakin (analgesic, antipyretic)	15— 20	1. — 1.3
Mangani oxid. nigr.	1— 5	0.06 — 0.3
Massa copaibæ	5— 30	0.3 — 2.
ferri carb.	5— 15	0.3 — 1.
hydrarg.	1— 15	10 06 — 1.
Methylene blue with powdered nutmeg (malarial fevers),	1— 5	0.06 — 0.3
Mist. asafœtidæ	f℥ 4—f℥ 8	6. —32.
chloroformi	f℥ 1—f℥ 8	4. —32.
ferri et amm. acet.	f℥ 1—f℥ 4	4. —32.
glycyrrhizæ comp.	f℥ 1—f℥ 4	4. —32.
magnes. et asafœt.	f℥ 1—f℥ 4	4. —32.
rhei et sodæ	f℥ ½—f℥ 1	16. —32.
Morphina, and its salts	1/16— ¼	0.004 — 0.03
Morrhuol (derivative of cod-liver oil)	3— 60	0.15 — 4.
Moschus	2— 15	0.1 — 1.
Naphthol	2— 5	0.15 — 0.3
Narceina	⅛— ½	0.01 — 0.3
Nitro-glycerinum (*Trinitrin*) 1 % sol.	gtt. 1 increased.	0.06 increased.
Oleoresina aspidii (filix mas)	15— 60	1.0 — 4.0
capsici	⅛— ½	0.01 — 0.03
cubebæ	5— 20	0.3 — 1.3
Oleum copaibæ	8— 15	0.5 — 1.
erigerontis	5— 15	0.3 — 1.
eucalypti	5— 10	0.3 — 0.6
gaultheriæ	3— 10	0.2 — 0.65

Remedies.	Grains or Minims.	Grams or Cubic Centimeters.
Oleum phosphoratum	1— 3	0 06 — 0.2
santali	10— 30	0.7 — 2.
terebinthinæ	2— 30	0.12 — 2.
tiglii	gtt. ½— 2	0.03 — 0.12
Opium (14% morphine)	⅛— 2	0.008 — 0.12
Papayotin	2— 10	0.13 — 0.6
Paraldehyde	20— 60	1.3 — 4.
Phenacetin	2— 6	0.1 — 0.4
Phenocoll hydrochloride	8— 15	0.5 — 1.
Phosphorus	1/128— 1/50	0.0005— 0.0013
Physostigminæ sulphas	1/128— 1/60	0.0005— 0.0011
Picrotoxinum	1/120— 1/60	0.0005— 0.0011
Pilocarpina, and salts	1/64— ½	0.001 — 0.03
Piperazin	15 (daily).	1 (daily).
Plumbi acetas	½— 3	0.03 — 0.2
Potassii acetas	15— 60	1. — 4.
bicarbonas	8— 60	0.5 — 4.
bitartras	1— 2	0.06 — 0.13
bromidum	8— 60	0.5 — 4.
chloras	8— 30	0.5 — 2.
cyanidum	1/20— ⅛	0.003 — 0.008
iodidum	2— 30	0.13 — 2.
nitras	2— 15	0.13 — 1.
permanganas	gr. ss— v	0.03 — 0.32
tartras	ʒ 1—ʒ 8	4. —32.
Pulv. antimonialis	1— 3	0.06 — 2.
Pulv. glycyrrhizæ comp.	30— 60	2. — 4.
ipecac. et opii	5— 15	0.3 — 1.
jalapæ comp.	10— 60	0.6 — 4.
morphinæ comp.	5— 15	0.3 — 1.
rhei comp.	5— 60	0.3 — 4.
Resina copaibæ	2— 10	0.13 — 0.65
euonymi	2— 5	0.13 — 0.3
guaiaci	5— 20	0.3 — 1.3
jalapæ	2— 5	0.13 — 0.3
podophylli	1/12— ¼	0.005 — 0.03
scammonii	2— 10	0.13 — 0.65
Resorcin	2— 5	0.1 — 0.3
Rheum	2— 30	0.13 — 2.
Saccharin (substitute for sugar)	½— 5	0.03 — 0.3
Salacetol (intestinal antiseptic)	20— 40	1.3 — 2.6
Salicinum	5— 30	0.3 — 2.
Salipyrin (antipyretic, antineuralgic)	8— 15	0.5 — 1.
Salol	2— 10	0.15 — 0.65
Salophen (antipyretic, antirheumatic)	15— 20	0.3 — 1.5
Santoninum	¼— 5	0.015 — 0.3
Scopolaminæ hydrochlor.	1/240— ⅛	0.00027— 0.011
Senna	8—180	0.05 —12.
Sodii arsenias	1/64— 1/10	0.001 — 0.006
benzoas	5— 15	0.3 — 1.
boras *vel* bromidum	5— 30	0.3 — 2.
chloras	2— 5	0.13 — 0.3
hyposulphis	5— 20	0.3 — 1.3
iodidum	2— 30	0.13 — 2.
nitris	1— 5	0.065 — 0.032
phosphas	2—120	0.13 — 8.
salicylas	5— 30	0.3 — 2.
Somnal	30— 45	2. — 3.
Sparteinæ sulph. (cardiant and diuretic)	1/15— 4	0.004 — 0.25
Spiritus ætheris nitrosi	15—120	1. — 8.
æther. comp.	15—120	1. — 8.
ammoniæ arom.	15— 60	1. — 4.
camphoræ	5— 30	0.3 — 2.

Remedies.	Grains or Minims.	Grams or Cubic Centimeters.
Spiritus chloroformi	15— 60	1. — 4.
Strontii lactas *vel* bromidum *vel* iodidum salicylas	15— 60	1. — 4.
Strychnina, and salts	5— 20	0.03 — 1.3
Sulphonal (best in hot mint-water)	¼— ½	0.001 — 0.005
Sulphur	5— 20	0.3 — 1.3
Syr. ferri bromidi	3 ½—3 4	2. —16.
ferri iodidi	5— 60	0.03 — 4.
scillæ comp.	5— 30	0.03 — 2.
Terebene	5— 30	0.03 — 2.
Terpin hydrate (tonic expectorant)	5— 15	0.3 — 1.
Tetra-ethyl-ammonium	2— 5	0.13 — 0.3
Tetronal (hypnotic)	1— 2	0.06 — 0.12
Theobrominæ et sodii salicylas (diuretic)	15— 60	1. — 4.
Thymacetin (analgesic, hypnotic)	5— 30	0.3 — 2.
Thymol	8— 15	0.5 — 1.
Tinct. aconiti	1— 5	0.06 — 0.3
aloes	½— 5	0.03 — 0.3
asafœtidæ	15— 60	1. — 4.
belladonnæ	30— 60	2. — 4.
cactus grandiflorus	2— 15	0.1 — 1.
cannabis ind.	15— 20	1. — 1.3
capsici	5— 20	0.3 — 1.3
cimicifugæ	8— 15	0.5 — 1.
cinchonæ comp.	30— 60	2. — 4.
colchici [sem.]	15—120	1. — 8.
conii	5— 20	0.3 — 1.3
digitalis	5— 30	0.3 — 2.
ferri chloridi	3— 15	0.2 — 1.
gelsemii	10— 30	0.6 — 2.
guaiaci ammon.	2— 15	0.1 — 1.
hydrastis	30— 60	2. — 4.
hyoscyami	30—120	2. — 8.
ignatiæ	5— 30	0.3 — 2.
iodi comp.	5— 30	0.3 — 2.
kino	7— 15	0.06 — 1.
lobeliæ	15—120	0.1 — 8.
moschi	5— 30	0.3 — 2.
nucis vomicæ	15— 60	1. — 4.
opii	5— 15	0.3 — 1.
opii camph.	2— 15	0.1 — 1.
physostigmatis	5—240	0.3 —16.
stramon.	5— 15	0.3 — 1.
strophanthi (cardiant and diuretic)	5— 15	0.3 — 1.
valer. ammon.	2— 10	0.1 — 0.65
veratr. vir.	10—120	0.6 — 8.
Tolypyrin (antipyretic, antirheumatic)	3— 10	0.2 — 0.6
Tolysal (antipyretic, antirheumatic)	5— 20	0.3 — 1.5
Trional (hypnotic)	5— 20	0.3 — 1.5
Urethane (hypnotic)	15— 60	1. — 4.
Vin. antim. {expectorant and alterative	5— 30	0.3 — 2.
Vin. antim. {emet.	1— 8	0.06 — 0.5
colchici	30— 75	2. — 5.
ergotæ	5— 15	0.3 — 1.
ipecac. {expect.	f3 1—f3 3	4. —12.
ipecac. {emet.	5— 15	0.3 — 1.
opii	f3 2—f3 6	8. —24.
Zinci acet.	5— 15	0.3 — 1.
bromid.	¼— 2	0.03 — 0.13
iodid.	½— 5	0.03 — 0.3
oxid.	½— 3	0.03 — 0.2
phosphid.	1— 5	0.06 — 0.3
sulphas (emet.)	1/10— ⅛	0.006 — 0.01
sulphocarbolas	15— 30	1. — 2.
valerianas	5— 15	0.3 — 1.
	½— 5	0.03 — 0.3

THERAPEUTIC REMINDERS.

Abscess.

Alcohol, with milk.
Calcium sulphide. Cod-liver oil.
Hydrogen peroxide, 10 per cent. solution, to wash out.
Incision and antiseptic irrigation.
Iodoform gauze, packed, or oily solution of iodoform injected.
Iron. Quinine.

Acidity.

Acids before meals.
Alkalies with or after meals.
Charcoal, creasote, bismuth.

Acne.

Fowler's solution or other arsenical.
Hot-water face-bath, followed by sulphur ointment or lotion.
Ichthyol ointment, 25 per cent.

Adenitis.

Hydrated calcium chloride (gr. 5).
Ichthyol, iodoform or iodoform-collodion, iodine ointment, tincture of iodine, locally.
Iron, syrup of the iodide, gtt. 5 to 30, in children.
Removal of gland.

Anæmia.

Arsenic and iron, singly or combined.
Beta-naphthol. Bitters, with iron.
Chloride of gold and sodium.
Creosote.
Hypophosphites with cod-liver oil.
Laxatives and mineral acids.
Massage. Mercury in syphilitic cases.
Oxygen by inhalation.
Nitro-glycerin to relax vessels.
Pepsin or pancreatin.
Quinine in malarial cases.
Syrup of phosphate of iron, peroxide of hydrogen (10 vol. solution), and glycerin, equal parts (f℥ij in water).

Angina Pectoris.

Alcohol, when vascular relaxation.
Arsenic. Diet.
Ether, hypodermically during attack.
Iodides or salicylates.
Morphine, gr. $\frac{1}{4}$ to $\frac{1}{2}$, hypodermically.
Nitrite of amyl, gtt. 5, from handkerchief during attack.
Nitrite of sodium or potassium, gr. $\frac{1}{8}$ to 5, thrice daily.
Nitro-glycerin, 1 to 20 drops of 1 per cent. solution, by mouth or hypodermically, p. r. n.

Apoplexy.

Croton oil, 1 drop in glycerin on tongue.
Elaterinum, gr. $\frac{1}{8}$ in butter on tongue.
Iodide of potassium, after attack.
Massage and electricity contraindicated in inflammation.
Opium and calomel in meningitis.
Trephining in selected cases.
Venesection, if patient full-blooded.
Veratrum viride or aconite, when venesection impossible.

Asthma.

Ammonium chloride. Arsenic.
Belladonna, combined with morphine.
Bromides before retiring.
Coffee, strong black, in intervals.
Chloroform inhaled relaxes, liniment to chest prevents, spasms.
Fumes of potassium nitrate, with belladonna and stramonium.
Grindelia.
Iodide of potassium, in bronchial.
Ipecacuanha, to nausea.
Lobelia, tr., gtt. 10 every 4 hours.
Morphine, hypodermically.
Nitrite of amyl, gtt. 3 to 6, inhaled.
Nitro-glycerin. Pyridin.
Sodium nitrite. Strychnine and atropine, hypodermatically.

Bed-sores.

Alum, with spirit of camphor and white of egg.
Antiseptic wash, with iodoform.
Collodion. Iodoform collodion.
Glycerin, after washing and rubbing.
Soap plaster, after washing with bichloride solution, with iodoform.
Zinc ointment or dusting-powder.
Balsam of Peru, ointment.

Bright's Disease, Acute.

Rest in bed. Basham's mixture.
Cannabis indica, in hæmaturia.
Cups or leeches, over loins if urine scanty.
Digitalis, with squill or calomel, gradually increased, followed by compound spirit of juniper.
Heat. Milk diet.
Gallic acid and ergot, to control hæmaturia.
Pilocarpine hydrochlorate, gr. $\frac{1}{8}$ to $\frac{1}{20}$, hypodermically, for urænia.
Saline diuretics and diaphoretics.

Bright's Disease, Chronic.

Chloride of gold and sodium.
Chloride of iron, in anæmia, to decrease albuminuria.
Lithium salts, in gouty. Milk diet.
Oxygen inhalations.
Potassium acetate, with juniper.
Potassium iodide, gr. 5, thrice daily.
Sodium arsenite, gr. $\frac{1}{20}$, in gout.
Turkish baths.

Bronchitis.

Amber oil, to chest, in infants.
Ammonium carbonate, chloride, etc.
Balsams, to decrease secretion in chronic. Belladonna.
Codeine, when cough excessive.
Creosote, in chronic.
Dry cups, on each side of vertebræ, at sixth rib.
Eucalyptus oil, in later stages.
Grindelia, in later stages.
Ipecac, to promote secretion, as emetic when suffocation threatens.
Iodide of potassium.
Oxygen inhalations.
Senega, in chronic.
Strychnine, to stimulate respiration.
Terebene. Terpin hydrate, gr. v.
Turpentine liniment to chest.
Vomiting (apomorphine) in capillary.

Burns (locally).

Boric acid. Carbolized sweet-oil.
Ichthyol ointment. Lead carbonate.
Lime-water and linseed oil.
Sodium carbonate. Zinc oxide.

Cholera Asiatica.

Beta-naphthol. Salol.
Calomel, initial large dose (gr. x); subsequent fractional doses (gr. $\frac{1}{2}$).
Enteroclysis (tannic acid enemata).
Hypodermatoclysis (subcutaneous infusion, 0.6 % saline solution).
Intravenous infusion. Hot baths.
Musk. Protective inoculation.
Stimulants.

Cholera Infantum.

Castor oil, with paregoric.
Hot drinks, in collapse, with brandy.
Ice and antipyretics.
Laudanum, gtt. 10, starch-water, drachms 3, by enema, and calomel, gr. $\frac{1}{2}$, by mouth, to control vomiting.
Mustard or spice plaster, over belly.
Salol or bismuth salicylate.
Sterilized milk with pancreatin.

Cholera Morbus.

Castor oil, with laudanum.
Ipecac, rhubarb.
Mustard plaster, over abdomen.

Chorea.

Arsenic, in ascending doses.

Chorea (*continued*).

Chloral. Cimicifuga, with iron.
Hot pack, for insomnia.
Quinine. Salicylates or iodides.

Colic.

Ascertain cause (may be appendicitis).
Asafœtida. Ether, internally.
Heat. Hyoscyamus. Morphine.

Colic, Hepatic.

Chloroform or ether, inhalations.
Hot applications.
Morphine, with atropine, hypodermically.
Olive or cotton-seed oil.
Phosphate of sodium.

Conjunctivitis, Chronic.

Boric acid, wash (gr. 10 to ounce), cocaine, gr. 2, if no corneal ulcer, when salt, gr. 4, may be substituted.
Copper sulphate crystals or solution (gr. 1–8 to ounce).
Tannin glycerite (gr. x–xxx to 3j).

Conjunctivitis, Purulent.

Atropine or eserine, if corneal ulcer.
Bichloride of mercury (1 to 7000), or boric acid (saturated solution), wash.
Hot compress, if cornea is threatened.
Ice compress, early.
Silver nitrate, stick or solution (gr. 10 to ounce), excess neutralized with salt solution.

Constipation.

Aloes and podophyllin.
Belladonna or hyoscyamus.
Cascara sagrada. Castor oil.
Colocynth, jalap, or senna. Diet.
Electrical applications. Enemata.
Glycerin, suppositories or enemata.
Gymnastics, riding, or massage.
Phosphate of sodium, in rickets.
Salines, to unload bowels.
Soap suppositories.
Sulphur, if hemorrhoids present.
Strychnine, as tonic.

Coryza.

Atropine, with morphine and quinine.
Camphor, snuff, or inhalation of spirit.
Cocaine (2 per cent. solution), instilled.
Hot mustard foot-bath, hot draught. Dover's powder, rest in bed.
Quinine, internally or spray.
Turkish bath, aborts.

Croup, Membranous, and Diphtheria.

Boric acid with glycerin, locally.
Corrosive sublimate, gr. $\frac{1}{24}$, every 2 h., or calomel, gr. $\frac{1}{6}$ to $\frac{1}{4}$, hourly.
Antitoxin. Emetics. Intubation.
Hydrogen dioxide (spray, gargle, swab, nasal wash by syringe).

Iron, tincture of chloride, locally and internally.

Croup. Membranous, and Diphtheria (*continued*).

Lime-water or lactic acid solution by swab or in spray.
Methylene-blue, topically.
Oxygen inhalations. Atropine. Strychnine. Musk. Quinine.
Papayotin or trypsin, by swab or spray.
Steam and vapors from slaking lime.
Tracheotomy.

Croup. Spasmodic.

Amyl nitrite, inhalations.
Belladonna, bromides, chloral, or opium.
Cold cloth around neck, and child in hot bath, air being moistened.
Ipecac to nausea.
Spongio-piline or flannel, wet with hot water, to neck, covered with oil silk.
Treat rickets.

Cystitis, Acute.

Rest. Belladonna. Boric acid.
Cannabis indica.
Creolin, vesical wash (1 to 2 per cent.).
Flaxseed tea.
Hot compress over bladder.
Hot sitz-bath and enemata.
Laudanum, gtt. 30, to starch-water, oz. 2, in enema.
Opium, belladonna, or iodoform suppository.

Cystitis, Chronic.

Alkaline and antiseptic irrigation.
Arbutin, gr. 3 to 5, or buchu.
Benzoic or boric acid.
Opium suppositories.
Potassium salts, except bitartrate.
Turpentine, oil of sandalwood, cubeb, or copaiba.
Silver nitrate, solution (gr. 1 to oz. 4).
Strychnine and cantharides, when vesical atony is great.

Delirium Tremens.

Capsicum and liquid food.
Chloral, with ammonium carbonate and coca. Hyoscine. Sulphonal.
Bromides.

Diabetes Mellitus.

Almond bread. Codeine, grs. 1 to 5.
Ergot or gallic acid, with opium.
Glycerin or saccharin. Benzosal.
Iron, lactophosphates of lime and sodium, strychnine and astringents.
Lithium, with arsenic. Guaiacol. Salol.
Opium, oxygen, and H_2O_2. Levulose.
Purgatives, restricted diet, and regulated exercise. Salicylates. Sodium phosphate. Strontium bromide.

Diarrhœa.

Rest.
Ammonium chloride, grs. 5.
Bismuth, with creasote.
Calomel, with a saline.
Camphor, in serous types.
Castor oil, with rhubarb or laudanum and sodium bicarbonate.
Chalk mixture, with kino and catechu.
Charcoal, in acid and fermentative.
Chloroform, with astringents and opium. Digitalis. Strychnine.
Copper sulphate, gr. $\frac{1}{8}$, with opium.
Ergot. Hæmatoxylon. Lime-water.
Mercury, with chalk. Milk-diet.
Naphthalin or beta-naphthol.
Nitric acid, with bitter tonic, in green diarrhœa of children.
Nitro-muriatic acid, or podophyllin.
Pepsin, with hydrochloric acid.
Phosphate of sodium, lime salts, and common salt, if rickets present.
Rhubarb. Sulphuric acid, valuable in serous. Thymol, salol, and morphine.

Dropsy.

Recumbency.
Adonidin, sparteine, or strophanthus.
Calomel and caffeine. Cocaine.
Colocynth, compound extract.
Digitalis. Theobromine sodio-salicylate. Elaterium, in renal.
Hot-air bath.
Jalap, compound powder, with potassium bitartrate, in renal.
Magnesium sulphate, concentrated solution.
Pilocarpine, in renal dropsy.
Potassium iodide.

Dysentery.

Rest.
Ergot, in bloody stools.
Hamamelis, injections.
Ice-water, injections.
Ipecac, in acute.
Lead acetate, with opium and camphor.
Mercury bichloride, gr. $\frac{1}{100}$.
Nitro-hydrochloric acid.
Peroxide of hydrogen and tannin, rectal injections.
Silver nitrate, rectal injections (gr. 10 to 20 to ounce).

Dysmenorrhœa.

Antipyrin or acetanilide, in neuralgic.
Apiol. Manganese.
Belladonna, suppository.
Camphor, with acetanilide or antifebrin.
Cannabis indica and gelsemium.
Hot sitz-bath, with turpentine stupe, and Dover's powder.
Iron, strychnine, and quinine, with rest and riding.

Dyspnœa.

Ammonium carbonate.
Arsenic, in emphysema.
Aspidospermine.
Dry cupping over back.
Morphine. Nitrites.
Oxygen.
Quebracho, with bromide.
Strychnine, with atropine.

Eclampsia.

Amyl nitrite, inhalation.
Chloral and bromide, each 1 drachm, by rectum.
Chloroform.
Elaterium, gr. ¼. Jalap.
Extraction of child.
Hot bath. Opium. Venesection.

Epididymitis.

Ice-bags. Ichthyol.
Iodide of potassium.
Iodine, or silver nitrate solution.
Mercury and belladonna ointments, equal parts, or iodine, grs. 4, with lanolin, ounce 1, locally.
Strapping testicle.

Epilepsy.

Amyl nitrite, inhalations.
Antifebrin and antipyrin.
Belladonna, with bromides. Borax.
Bromides. Chloral, with bromides.
Sulphonal. Trional.

Epistaxis.

Acetic acid, locally.
Alum powder, pure or with starch.
Ergot, turpentine, hamamelis, or oil of erigeron, internally.
Hot-water and hot foot-bath, cold-water bags to dorsal vertebræ.
Ice applied to nose.
Nitrate of silver stick to septal ulcer,
Plugging anterior and posterior nares.
Vinegar or lemon-juice, injected.

Fever.

Rest in bed.
Alcohol.
Antipyrin. Antifebrin (cautiously,)
Cold baths, coils, packs, sponging, ice-bags, etc.
Musk, by rectal injection.
Phenacetin (cautiously).
Quinine.
Strychnine.

Gastralgia.

Arsenic.
Bismuth and pepsin, after meals.
Bromides or valerian.
Counter-irritation.
Cannabis indica. Hoffman's anodyne.
Hot applications.
Massage, enemata, diet, suppositories

Gastralgia (*continued*).

of gluten, glycerin, or soap, to overcome constipation.

Gastric Catarrh, Acute.

Cocaine (in vomiting). Diet.
Effervescing draughts. Ice.
Milk, with lime-water (peptonized).
Seidlitz powder, one-fourth of one every fifteen minutes.
Sodium bicarbonate, with gentian.

Gastric Catarrh, Chronic.

Bismuth subnitrate. Nux vomica.
Diet, koumyss, light broths.
Lavage or hot-water potations.
Silver nitrate and hyoscyamus.
Strontium lactate or bromide.

Gastrectasis.

Cod-liver oil.
Electricity.
Enemas, nutrient.
Gentian and calumba.
Iodide of iron, lactophosphate of lime, phosphate of sodium.
Lavage.

Gastric Ulcer.

Arsenic and opium.
Counter-irritation.
Ergot or cracked ice.
Milk diet or rectal feeding.
Silver nitrate, with hyoscyamus, opium, or belladonna in pill.

Gonorrhœa.

Benzoic acid, with cannabis indica.
Cocaine (4 per cent. sol.) in urethra.
Copaiba. Cubeb. Sandalwood oil.
Hydrastis, locally and internally.
Lead-water or laudanum.
Mercury bichloride (1 to 20,000 or 1 to 40,000), to flush urethra.
Opium or belladonna.
Potassium permanganate injections.
Silver nitrate, injections (gr. 2 to 4 to ounce).
Sodium bicarbonate. Potassium citrate.
Zinc sulphate injections (gr. ½ to oz.).

Gout.

Blisters, flying. Chloroform liniment.
Cod-liver oil. Water.
Colchicum, wine of root.
Fowler's solution of arsenic.
Ichthyol ointment to painful joints.
Iodide of iron and cod-liver oil.
Iodide of potassium, with colchicum.
Iodine, ointment or tincture.
Lithium carbonate or citrate, internally, locally.
Morphine. Piperazine. Phenocoll.
Strontium salts. Tetra-ethyl-ammonium.

Hematemesis.

Rest.
Ergot, hamamelis, or ipecac.
Ice, cracked.
Iron, tincture of chloride, or turpentine, internally.
Lead acetate with morphine or opium.
Silver nitrate, gr. ¼, in pill.
Tannic acid, gr. 20 to drachm of water.

Hematuria.

Rest.
Camphor, gr. 10 to 20, in pill.
Ergot. Gallic acid, gr. 20.
Hamamelis, injected. Quinine.
Styptic injections, rarely.
Turpentine.

Hemoptysis.

Absolute rest.
Alum (gr. 20 to ounce), in spray.
Cup or strap extremities.
Ergot, fluid extract. Gallic acid.
Ice over heart.
Ipecac, in small doses.
Morphine, hypodermically.
Turpentine or erigeron oil.

Hay Fever.

Arsenic. Opium.
Atropine, gr. $\frac{1}{150}$, repeated once in two hours. Mineral acids.
Climate. Sodium salicylate.
Cocaine, 2–4 per cent. solution, atomized in nose. Physical exercise.
Cotton plug in nostrils.

Headache.

Treat cause.
Antipyrin. Antifebrin.
Bromides. Croton chloral.
Caffeine, with bromide.
Capsicum plaster, to neck.
Refraction, if eye-strain.
Ergot, if congestion.
Gelsemium. Guarana.
Heavy magnesium.
Hydrobromic acid.
Mustard foot-bath.
Nux vomica, in sick headache.
Phenacetin. Purge or emetic.
Sodium bicarbonate.

Hemorrhage, Intestinal.

Enemas, styptic. Ice to abdomen.
Ice, by mouth, and Monsel's salt, gr. 3, in pill. Ice-water injections.
Lead acetate and camphor.
Liquid food (peptone or beef-juice) absorbed from stomach. No milk.
Sulphuric acid.
Tannic acid and opium. Turpentine.

Incontinence of Urine.

Antiseptic fluids, to cleanse bladder.
Arsenic, with nux vomica.

Incontinence of Urine (*continued*).

Belladonna with bromide.
Catheterization, if due to retention.
Circumcision. Elevation of hips.
Ergot. Hyoscyamus. Strychnine.
Nitre and potassium citrate.
Rhus aromatica, in children.

Insomnia.

Bromide of potassium.
Bath.
Chloral, if not due to pain.
Chloralamide.
Croton chloral.
Food at night.
Hot-water bags to feet, cold to head.
Hyoscine.
Morphine, with chloral.
Paraldehyde.
Remove indigestion.
Somnal.
Sulphonal. Trional.
Valerian, in nervousness.

Intermittent Fever.

Arsenic.
Calomel.
Ice-pack, if fever excessive.
Iodine.
Podophyllin, preceding quinine.
Quinine.

Iritis.

Atropine.
Ice compress.
Eserine.
Iodide of potassium, with mercury.
Leeches and heat, to relieve pain.
Mercury, by inunction.

Keratitis, Interstitial.

Antiseptic lotions.
Antisyphilitic treatment.
Atropine.

Keratitis, Phlyctenular.

Atropine.
Boracic acid, solution.
Cold-water douche.
Tonics and alteratives.
Yellow oxide of mercury ointment.

Laryngitis, Acute.

Calomel, followed by saline purges.
Ice, externally.
Inhalation from steaming water of compound tincture of benzoin, with paregoric.
Voice not to be used.

Laryngitis, Subacute.

Cold compress, externally.
Inhalations of recent vapor of ammonium chloride.
Zinc sulphate (gr. 4 to ounce), spray.

Leucorrhœa.

Alum or boric acid, douche.
Belladonna, with tannic acid, applied on cotton.
Hot sitz-bath, or vaginal injections.
Hydrastis injections.
Iron, with tonics.
Potassium permanganate, as injection.
Tampon, iodoform and tannic acid.
White-oak bark, or tannic acid and glycerin.

Lumbago.

Acupuncture.
Atropine (gr. $\frac{1}{60}$), morphine (gr. $\frac{1}{8}$), into muscle.
Chloroform liniment.
Foot-bath and Dover's powder.
Ice-bag or ether spray to loins.
Ironing back with laundry-iron.
Massage. Monobromated camphor.
Mustard or capsicum plaster.
Potassium iodide or salicylic acid.

Mania.

Anæsthetics or apomorphine.
Bromides.
Cannabis indica, with bromides.
Chloral, if kidneys healthy.
Cimicifuga, after confinement.
Cold douche to head.
Hyoscine hydrobromate. Morphine.
Tonics, if after typhoid, etc.

Mastitis.

Belladonna, to breast.
Breast-pump, if milk persists.
Compression. Incision, if pus.
Purges.

Meningitis, Acute.

Belladonna.
Blister early.
Bromides and chloral.
Calomel, with opium.
Ergot.
Ice-bag to head.
Leeches.

Migraine.

Bromide of sodium, with caffeine.
Cannabis indica. Croton chloral.
Gelsemium, with cannabis indica.
Hyoscyamus, with calomel.
Salicylic acid.

Myalgia.

Ammonium chloride.
Clove oil, added to liniment.
Electricity. Heat.
Iodide of potassium or salicylates.
Massage.

Nasal Catarrh.—See "Coryza."

Neuralgia.

Aconitine. Gelseminine.

Neuralgia (*continued*).

Acupuncture, nerve-stretching, or neurectomy.
Ammonium chloride. Arsenic.
Bromide of potassium, with caffeine.
Camphor and chloral liniment, locally.
Cimicifuga, in ovarian.
Croton chloral, in brow.
Freezing parts with ether.
Hydrocyanic acid, in intestinal.
Hyoscyamine.
Iodide of potassium.
Iron and arsenic.
Morphine, injected locally.
Mustard plaster.
Nux vomica.
Peppermint oil or menthol, locally.
Phenacetin.
Phosphorus.
Quinine.
Specific remedies.
Turkish bath.

Night-Sweats.

Agaricin.
Belladonna or atropine.
Camphoric acid.
Ergot. Gallic acid.
Hot bath at bedtime.
Picrotoxin (gr. $\frac{1}{60}$) or strychnine.
Pilocarpine.
Sulphuric acid, with morphine.

Pericarditis.

Alcohol, digitalis, or caffeine.
Aspiration, gradual.
Blister, over præcordium.
Calomel, with opium.
Iodide of potassium.
Jalap or elaterium, or saline purge.
Leeches or ice-bag, over præcordium.

Peritonitis, Acute.

Belladonna and opium.
Calomel or salines.
Leeches or mustard plaster.
Pancreatinized milk.
Section.
Turpentine stupes.

Pleurisy.

Aspiration.
Blisters. Sinapisms. Leeches.
Digitalis or pilocarpus.
Elaterium or jalap.
Ice-poultice or jacket.
Iodine, locally.
Iodide of potassium.
Salicylates.
Saline purges.

Pneumonia.

Alcohol.
Ammonium salts. Turpentine.
Blisters. Turpentine stupe.
Cardiac and respiratory stimulants.
Cups, wet or dry. Calcium chloride.

Pneumonia (*continued*).

Digitalis. Aconite. Veratrum viride.
Ice-poultice or lamb's-wool jacket.
Intravenous injection of blood-serum from a convalescent.
Leeching, bleeding, cardiac sedatives.
Mustard plaster.
Nitrites. No antipyrin.
Oxygen inhalations.
Saline solution by hypodermoclysis.
Strychnine.

Post-Partum Hemorrhage.

Abdominal massage.
Ergot.
Ether, hypodermically.
Hot intra-uterine douche.
Suture, if due to laceration.
Tamponing with iodoform gauze.
"Turn out that clot."

Pruritus.

Arsenic, quinine, bitter tonics, cod-liver oil.
Calomel and lard, locally.
Carbolic acid, well diluted, locally.
Cocaine.
Cold douche and injections.
Diabetic treatment.
Goulard's extract, dilute.
Hydrocyanic acid, locally.
Mercuric chloride, 1 : 250, as wash.
Silver nitrate, locally, preceded by cocaine.
Sodium bicarbonate or borax.

Psoriasis.

Anthrarobin. Aristol. Arsenic.
Baths of sulphides.
Chrysarobin, internally, or ointment.
Gallic acid ointment.
Resorcin. Ichthyol. Thiol.

Puerperal Fever.

Bichloride of mercury (1 to 5000) or creolin (2 per cent.) solutions.
Curette, to remove membranes.
Salines, if peritonitis develops.
Celiotomy, if peritonitis develops.
Nutriment and alcoholic stimulants.
Iodine and carbolic acid applied to ulcerated wounds.

Rheumatism, Acute.

Rest.
Alkalies and quinine.
Blisters over joints.
Cimicifuga.
Cold applications, if hyperpyrexia.
Iron, tincture of chloride.
Oil of gaultheria.
Potassium iodide. Phenocoll.
Rhus toxicodendron.
Salicin or salicylic acid and its salts.
Sodium bicarbonate, applied on lint.
Salol.

Rheumatism, Chronic.

Arsenic.
Baths of sulphides. Turkish baths.
Cod-liver oil.
Ichthyol.
Iodine, locally.
Mistura ferro-salicylata.
Potassium iodide, colchicum, and sarsaparilla.
Veratrine ointment.

Rickets.

Cod-liver oil.
Cool sponging.
Iodide of iron. Oxygen inhalation.
Lime salts, phosphorus.
Quinine, cod-liver oil, nux vomica.

Scarlet Fever.

Alcohol.
Ammonium acetate.
Carbolic acid in benzoated lard, vaseline, cosmolin, or almond oil, locally.
Chloral.
Cold sponging.
Ice-bag or rubber head-coil.
Jalap, with potassium bitartrate.
Pilocarpine.
Peroxide of hydrogen, locally.
Strychnine, iron, simple bitters, quinine, or Basham's mixture.
Warm, wet pack.
Water, pure, in large amounts.

Sciatica.

Blister or cautery.
Cod-liver oil.
Chloroform, ether, or osmic acid, deeply injected.
Ether or rhigolene, sprayed.
Ice, locally.
Morphine, injected.
Nerve-stretching.
Potassium iodide.
Salicylic acid and iron.

Scrofulosis.

Arsenic or corrosive sublimate.
Calcium chloride (hydrated).
Cod-liver oil.
Excising gland, packing with iodoform gauze.
Ichthyol ointment.
Iodine ointment.
Iron, syrup of the iodide.
Lactophosphates or hypophosphites.
Phosphate of sodium or lime.
Sulphide of calcium.

Sore Throat.—See "Tonsillitis."

Sprains.

Cold and hot applications, alternately
Fomentations. Rest.
Lead-water and laudanum.
Massage, followed by bandaging.

Stings and Bites.

Alkaline liquids, locally.
Carbolic acid. Ether.
Corrosive sublimate, with flexible collodion.
Ligature, or cleansing of wound.
Potassium permanganate.
Vinegar, locally.

Tonsillitis.

Calomel and quinine. Guaiacol.
Guaiac, internally and as gargle.
Hydrogen peroxide, in spray.
Incise abscess.
Iron, tincture of the chloride.
Salol and salicylates.
Sodium bicarbonate, locally:

Tuberculosis.

Arsenic. Atropine, hypodermically in night-sweats.
Chlorine, by inhalation.
Chloroform, terebene, and ethyl iodide by inhaler.
Codeine. Cod-liver oil.
Compressed and rarefied air.
Creasote. Guaiacol. Eucalyptol.
Gavage (overfeeding).
Glycerin and water, with lemon-juice.
Iodine, internally, hypodermatically, and over pleuritic spots.
Iodoform, in pill and locally.
Lactic acid, locally.
Lactophosphates and hypophosphites.
Morphine and wild cherry bark.
Menthol, locally.
Nitrogenous diet.
Oxygen inhalations.
Peroxide of hydrogen.
Strychnine. Respiratory gymnastics.
Surgical measures.
Tuberculin and Tuberculocidin in selected cases.

Typhoid Fever.

Alcohol. *No antipyretic.*
Calomel. Water, freely.
Cold baths, systematically.
Enemas.
Hydrochloric acid.
Morphine. Quinine.
Rest and diet.
Salol. Betanaphthol.
Turpentine in stupes, enemata, or by mouth.

Ulcers (locally).

Aristol. Benzoate of bismuth.
Burnt alum.
Carbonic-acid gas.
Caustic potash. Copper sulphate.
Creolin.
Gallic acid ointment. Hamamelis.
Hydrogen peroxide.
Nitric acid, for phagedenic.
Potassium permanganate.

Ulcers (locally) (*continued*).

Precipitated carbonate of calcium, as dry dressing.
Silver nitrate. Iodoform.

Varicose Veins.

Bandage,
Barium chloride, internally and locally.
Hamamelis. Operation.

Vomiting.

Bromides, with laudanum.
Calomel (gr. $\frac{1}{6}$), ext. hyoscyami (gr. ss).
Carbolic acid, with bismuth.
Cerium oxalate. Chloroform.
Cloves, oil of. Cocaine (gr. $\frac{1}{16}$ to gr. $\frac{1}{8}$).
Enemas, partially digested.
Fowler's solution.
Hydrocyanic acid, dilute.
Hydrochloric acid, dilute.
Ice-bag. Ipecac. Lavage.
Lime-water, added to milk.
Mustard plaster over stomach.
Nux vomica.
Oxygen-water.
Peptonized milk and beef.
Podophyllin. Position.
Seidlitz powder.

Vomiting of Pregnancy.

Arsenic.
Bromide of potassium.
Cerium oxalate.
Cocaine.
Iodine, tincture of.
Ipecac, wine.
Menthol.

Whooping Cough.

Amyl nitrite.
Antipyrin.
Belladonna, tincture of.
Bromoform.
Chloral. Chloroform.
Hyoscyamus.
Hydrogen peroxide.
Monobromated camphor.
Ouabaine.
Quinine.
Resorcin, 2 per cent. solution.

Worms.

Aspidium.
Calomel.
Carbolic acid lotion, to destroy eggs
Castor oil.
Chenopodium, oil of.
Kamala, drachms 1 to 2, in syrup.
Lime-water injections.
Pelletierine.
Pepo.
Quassia injections.
Salicylic acid.
Santonin.
Spigelia.
Turpentine and castor oil.

LIGATION OF ARTERIES.

THE accompanying plate indicates the positions in which the operation of ligating arteries in their continuity is most commonly performed. There is no point at which ligatures are applied which is not represented, with the exception of a few which are very rarely chosen. With the explanations which follow, this diagram will serve as a guide to the practitioner who may be called upon in an emergency to perform an operation in regard to which he has grown somewhat rusty from want of practice.

1. Ligation of the Temporal Artery.—The temporal artery is the continuation of the external carotid from the level of the lobe of the ear to the level of the eyebrow, where it divides into its terminal branches. The point at which it is ligated is a little in front of the anterior curve of the concha. A vertical incision, about an inch in length, is made in front of the concha. The artery is easy to find, as it is very superficial at this part of its course. Its accompanying vein lies to the outer side, and the temporal branch of the auriculo-temporal nerve lies in front of it.

2. Ligation of the Occipital Artery.—The occipital artery comes off from the posterior part of the external carotid at about the level of the angle of the lower jaw. It curves backward under and to the inner side of the mastoid process, at the back of which it comes out through the attachment of the trapezius muscle, and winds in a tortuous course upward over the occipital bone. The point at which it is ligated is about an inch behind the ear. An incision, an inch and a half long, parallel to the posterior edge of the mastoid process, will expose it. Its accompanying vein lies to the outer side of it. (There are but few occasions when it is necessary to ligate this artery, as its position makes it very easy to stop the flow of blood through it by pressure with a suitable compress and bandage.)

3. Ligation of the Facial Artery.—The facial artery comes off from the external carotid just below the level of the angle of the lower jaw, and passes forward below this bone to a point just in front of the insertion of the masseter muscle. Here it sends a branch forward, the submental, while the main trunk curves up over the lower jaw and passes in a tortuous course toward the angle of the mouth. The point at which it is ligated is that at which it ascends in front of the masseter muscle. An incision an inch in length will expose it. Its accompanying vein lies to the outer side.

4. Ligation of the Lingual Artery.—The lingual artery comes off from the external carotid at the level of the great cornu of the hyoid bone; it passes forward under the posterior belly of the digastric muscle, and the stylo-glossus and hyo-glossus muscles, to the root of the tongue, and thence to its further distribution. It is in some respects the most difficult artery to ligate in the whole body. The point at which it is ligated is the second part of its course, under the hyo-glossus muscle. An incision is made about half an inch above, and parallel to, the great horn of the hyoid bone, and extending from just in front of the anterior edge of the sterno-cleido-mastoid muscle to near the middle line of the neck, half an inch below the base of the jaw. The skin and subcutaneous fat having been divided, the capsule of the submaxillary gland will be met. This capsule must be divided, and the gland carefully drawn up over the jaw. In doing this great care must be taken not to injure the facial artery and vein, which pass through the gland. The posterior part of the capsule of the gland must next be divided. This will expose the shining aponeurosis which constitutes the pulley of the digastric muscle and attaches it to the great horn of the hyoid bone, near the insertion of the stylo-hyoid muscle. Behind these passes the hypoglossal nerve. This must be delicately detached from the sheath of the hyo-glossus muscle, which lies below it, and pushed up out of the way. As the next step, fix the pulley of the digastric with a tenaculum and gently insinuate a director behind the posterior edge of the hyo-glossus muscle, and push it forward between this and the middle constrictor of the pharynx, which lies under-

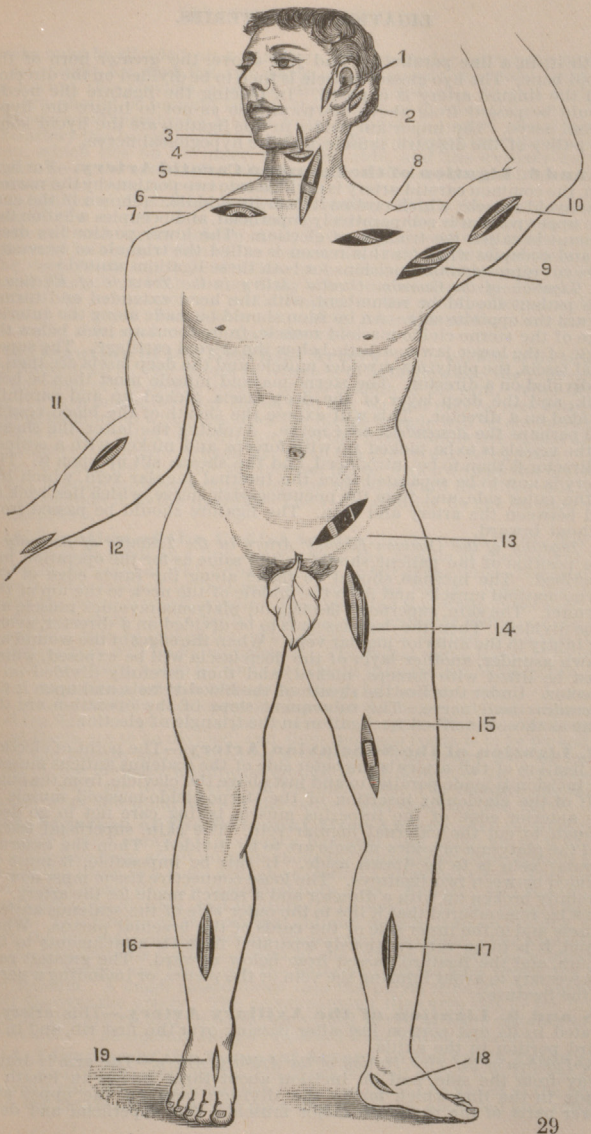
1
2
3
4
5
6
7
8
9
10
11
12
13
14
15
16
17
18
19

neath it, in a line parallel to, and just above, the greater horn of the hyoid bone. The hyo-glossus muscle is then to be divided on the director, and the lingual artery is exposed. In placing the ligature the needle should be passed from above downward, so as not to injure the hypoglossal nerve. The important guides in this ligation are the hyoid bone, the pulley of the digastric muscle, and the hypoglossal nerve.

5 and 6. Ligation of the Common Carotid Artery.—For ligation, the common carotid artery is divided into two portions by the narrow omo-hyoid muscle, which crosses it near its middle. (Shown in the cut.) The upper portion is comparatively superficial, and occupies what on this account is called the triangle of election. The lower portion lies deeper, and occupies what for this reason is called the triangle of necessity. (The cut represents the incisions for both these ligations united.)

5. *Ligation of the Common Carotid Artery in the Triangle of Election.*—The patient should be recumbent, with the head extended and turned toward the opposite side. An incision should be made along the anterior edge of the sterno-cleido-mastoid muscle, from about an inch below the angle of the lower jaw to a little below the cricoid cartilage. The superficial fascia, the platysma-myoides muscle, and the deep fascia are then to be divided on a director. The sterno-mastoid muscle must then be held back, and the deep layer of the deep fascia picked up and carefully divided on a director. This will expose the sheath of the blood-vessels, and perhaps the *descendens noni* nerve. Avoiding the latter, the sheath of the vessels is to be picked up with forceps and nicked with a scalpel. A director is then to be introduced, and the sheath slit up upon it. The artery is now to be separated from the internal jugular vein, which lies to the outer side, and from the pneumogastric nerve, which lies back of and between the artery and vein. The ligature should be passed from without inward.

6. *Ligation of the Common Carotid Artery in the Triangle of Necessity.*—The position of the patient should be the same as for the operation just described. The incision should be made along the inner edge of the sterno-mastoid muscle, and from the middle of the neck to the top of the sternum. The skin, superficial fascia, and platysma-myoides muscle are to be divided. Then the deep fascia is to be divided on a director, avoiding injury to the anterior jugular vein. When the edges of the wound are drawn asunder, another layer of the deep fascia will be exposed, which must be lifted with forceps, nicked, and then carefully divided on a director. Under this lies the sheath of the blood-vessels, and upon it the *descendens noni* nerve. The subsequent steps of the operation are the same as those described for ligation in the triangle of election.

7. Ligation of the Subclavian Artery.—The point of election for ligation of this artery is the outer side of the scalenus anticus muscle. An incision is made parallel to and just above the clavicle, from the outer half of the clavicular insertion of the sterno-cleido-mastoid muscle to the anterior edge of the trapezius muscle, taking care not to go deep enough to cut the external jugular vein. The skin, superficial fascia, and the platysma-myoides muscle are to be divided. Then the external jugular vein is to be drawn aside. If this be impossible, it must be divided between two ligatures. The loose connective tissue must now be carefully broken up with a director and a search made for the artery. It must be remembered that it lies to the outer side of the scalenus anticus muscle and to the inner side of the cords of the brachial plexus. When found, it is to be very cautiously separated from its attachments to the pleura, and the ligature passed from below upward. The greatest care is necessary to avoid injuring the vein or the pleura, or including a nerve in the ligature.

8 and 9. Ligation of the Axillary Artery.—This artery is ligated in its first portion just after passing over the first rib, and in its third portion in the axilla.

8. *Ligation of the First Portion of the Axillary Artery.*—The arm is drawn away from the side, and an incision about three inches in length is made in the line which marks the division between the upper and lower parts of the pectoralis major muscle. The superficial and deep

fasciæ must be divided on a director. The muscular interspace is then to be sought for, and the two parts of the muscle separated, working up toward the clavicle, and not directly backward. As this is done, the arm should be brought back to the side, so as to relax the parts. The costo-coracoid membrane is next to be found and opened on a director. The artery lies beneath it. It is to be carefully isolated from the axillary vein, which lies on its inner, or lower, side, and the axillary nerves, which lie to its outer side. The ligature should be passed from within outward, or from below upward.

9. *Ligation of the Axillary Artery in the Axilla.*—This is the most accessible part of the artery. It is reached by drawing the arm away from the body, and making an incision about three inches long over the course of the vessel, at the junction of the anterior and middle thirds of the axilla. The deep fascia must be divided on a director, and the artery will be found beneath it, with the axillary vein on the ulnar side (toward the back of the arm), and the median nerve on the radial side (toward the front of the arm). The ligature should be passed from the ulnar toward the radial side, so as not to injure the vein.

10. Ligation of the Brachial Artery, in the middle of the arm.—An incision about two inches in length is to be made along the inner edge of the swell of the biceps muscle, at the middle of the arm. After dividing the skin and superficial fascia, and any fat that may be met with, the fibrous membrane which encloses the biceps muscle will be encountered. This is to be divided on a director, and the loose connective tissue along the edge of the muscle broken up, when the artery will be exposed. Care must be taken not to divide the median nerve, which crosses the brachial artery near its middle, passing from the radial toward the ulnar side, and not to include it in the ligature. The venæ comites lie one on each side of the artery.

11. Ligation of the Radial Artery, in the upper third.—An incision is to be made in a line drawn from the middle of the bend of the elbow to the point at which the pulse can be felt at the wrist. The median vein is to be avoided in incising the superficial fascia. When the deep fascia has been exposed, a yellow line, marking the division between the supinator longus, on the radial side, and the pronator radii teres, on the ulnar side, is to be looked for. The fascia is to be opened along this line, and the artery will be found below it. The radial nerve lies to the radial side of the artery, but so far away as to be in little danger of being injured.

12. Ligation of the Ulnar Artery, in the lower third.—An incision is to be made in the depression between the flexor sublimis digitorum and the flexor carpi ulnaris, just above the carpus. The skin and superficial fascia are to be divided, and then the deep fascia is to be picked up with the forceps and divided on a director. The artery will be found lying on the pronator quadratus, alongside the tendon of the flexor carpi ulnaris, with the ulnar nerve on its ulnar side. The ligature should be passed from the ulnar toward the radial side, avoiding the nerve.

13. Ligation of the External Iliac Artery.—An incision is to be made nearly parallel to Poupart's ligament, and about an inch above it, extending from about an inch above the anterior superior spinous process of the ilium to a point near the external abdominal ring. This incision should curve slightly upward at both ends. The skin and superficial fascia are to be divided, and ligatures to be applied to any vessels which bleed. The tendon of the external oblique muscle is to be divided, and then the internal oblique and the transversalis muscles. The separation of the transversalis fascia is a work of the utmost delicacy, to be effected with the forceps and the finger, the latter restraining and protecting the peritoneum. A finger passed down into the pelvis through the opening will discover the artery. The accompanying iliac vein lies to the inner side of the artery, and the anterior crural nerve at some distance to its outer side. The ligature should be passed from within outward.

14. Ligation of the Femoral Artery in Scarpa's Triangle.—The point of election for ligation of the femoral artery is at the apex of Scarpa's triangle. To accomplish it, the leg should be flexed at the knee, and the thigh slightly flexed upon the abdomen, abducted and rotated

outward, so as to lie on its outer side. An incision should then be made, over the course of the artery, in a line bisecting Scarpa's triangle from the middle of its base to its apex. This incision should be about three inches long, and its middle should be over the apex of the triangle. The skin, superficial fascia, and fat having been divided, the inner edge of the sartorius muscle must be found and drawn outward. The artery will now be found, with the vein to the inner side and a little behind it, and several nerves on the outer side. The artery should be carefully isolated after opening its sheath, and the ligature passed from within outward.

15. Ligation of the Femoral Artery in Hunter's Canal.—This rare ligation is performed by placing the limb in the position for the preceding operation, and making an incision from the apex of Scarpa's triangle toward the back part of the internal condyle of the femur, avoiding the saphena vein. After passing through the skin, superficial fascia, and fat, the deep fascia will be seen, binding down the sartorius muscle. This membrane is to be opened on a director and the muscle drawn backward. This will disclose the aponeurotic sheath which covers the femoral artery at this point. This sheath must be opened, and the artery will be exposed. In ligating it, care must be taken not to injure the long saphenous nerve, which accompanies it, or the femoral vein, which here lies behind it and toward its outer side. The ligature should be passed very carefully from without inward.

16. Ligation of the Anterior Tibial Artery, in the middle third.—An incision is to be made, about three inches long, in a line passing from a point midway between the tubercle of the tibia and the head of the fibula, to a point midway between the two malleoli. When the deep fascia has been reached, a yellow line may be found, indicating the septum between the tibialis anticus muscle and the extensor longus digitorum. Along this line the aponeurosis is to be divided on a director, and the two muscles carefully separated until the extensor proprius pollicis is met with, when this is to be separated from the tibialis anticus until the artery is reached. It is accompanied by two venæ comites, which it is not important to regard if they are difficult to separate from the artery. The anterior tibial nerve lies either in front or at the outer side of the artery. To avoid injuring it, it should be pressed to the outer side of the wound and the ligature should be passed from without inward.

17. Ligation of the Posterior Tibial Artery, in the middle third.—An incision three inches long is to be made parallel to the inner border of the tibia and about half an inch back of it, and carried down to the superficial fascia. This is to be carefully opened, avoiding injury to the internal saphenous vein and nerve, which lie in the track of the wound. They must be found and drawn aside. Then the deep fascia is to be divided on a director, and the inner border of the soleus muscle is be pressed away from the tibia, when the vessel will be exposed. It is accompanied by two venæ comites and the posterior tibial nerve, which lies to the fibular side of it. The veins and nerve being separated from the artery, the ligature should be passed from the fibular toward the tibial side.

18. Ligation of the Posterior Tibial Artery behind the Internal Malleolus.—A slightly curving incision an inch and a half long is to be made behind the internal malleolus, and about half-way between it and the tendo Achillis. The skin and superficial fascia having been divided, the deep fascia is to be lifted and divided on a director. The artery will then be exposed, accompanied by its venæ comites, and the posterior tibial nerve, which lies to the back of it and toward the fibular side. The ligature should be passed from behind forward.

19. Ligation of the Dorsalis Pedis Artery.—An incision an inch long is to be made on the back of the foot between the inner tendon of the extensor brevis digitorum and the outer side of the tendon of the extensor longus pollicis. (These tendons can be mapped out by manipulating the great toe.) After dividing the skin, the superficial fascia, and the deep fascia, the artery will be exposed. The continuation of the anterior tibial nerve lies to the fibular side of the artery. The ligature should be passed from the fibular toward the tibial side.

THE

MEDICAL NEWS

VISITING LIST.

RECORDS OF PRACTICE.

FOR THIRTY PATIENTS PER WEEK.

1896.

NAME.	Su.	M.	Tu.	W. 1	Th. 2	F. 3	Sa. 4
Mrs Rayburn (Rennselaer)					c		
Mrs Lockhart Westminster					c		
Mrs Vogel. Idaho. Terr.					c		
Mrs Schuyler Lockhaven						c	
Mrs Rank. " "						c	
Mrs Smith. " "						c	
Miss Lyle (Med Stud)							c
Mrs Mrs Lamar Galvis. Tex							c
Mrs Walkins. 1904 Mt Ply Terr.							c
Andrew Read. Mt Vernon Pl							c

CHARGE.	MEMORANDA.
	Consultation in 1895.
10	pd
	10 pd
200	pd
15	pd
10	pd.
10	pd.

NAME.	Su. 5	M. 6	Tu. 7	W. 8	Th. 9	F. 10	Sa. 11
Mrs Robt. Garrett	c						
Judge Robinson Annapolis		c					
Mrs Ward Norfolk		c					
Mr Leacock. Toronto		c					
Mr J N Beall		c		c			
Mrs Reyburn			c				
Mr James Ross Montreal			c				
Rev Mr Turnbull Dunbarnie			e				
Mr Groverman Ellicott City				c			
Robt Hinckley. Washington DC				c			
Mrs Levi 1527 McCulloh St				c			
Mrs Jackson						c	
Mr Egghorn, Egghornville						c	
Mr Homer. To Bdway						c	
Mr Ferris Washington							c
Mrs Carter Charlottesville							c

CHARGE.	MEMORANDA.
	Ind Vernon Sqr
10	nd
10	nd 513 cathedral St Dec 17, 24, 27, 29, 2 & 7th ~~60~~ nd
25	
10	nd
20	nd
	Hon E E Jackson
10	nd
10	nd
10	nd
10	nd

NAME.	Su. 12	M. 13	Tu. 14	W. 15	Th. 16	F. 17	Sa. 18
Herbert Snowdon 510 N.Ch	C						
J T Garber		C					
Mrs Clark. Hamilton Tex		C					
Rich. McSherry		C					
W Weatherspoon Greensbro		C					
Mrs Burke Honaker &c		C		DH.			
Mr Steuernagel alexander			C				
Rev Mr J.C. Stewart Richmond			C				
J C Kelly Jonesboro NC				C			
Mr Wallace waverly					C		
Mr David Hultzler 1628 Eulau P						C	
May W.A. Bradford Charleston WC						C	
Mr T. Deford. Mt Ver sq						C	
Mrs Allaud The Bristow Eula P							C
Mr Dorsey. Ellicott cty							C

CHARGE.	MEMORANDA.
	510 Nchas
10	Pd
10	Pd
20	Pd
10	Pd
	C Dr. McDowall Lacrymegalie
10	Pd.
	DH. Dr Byrnes. Mich.
10	Pd

NAME.	Su. 19	M. 20	Tu. 21	W. 22	Th. 23	F. 24	Sa. 25
David Hutzler	c						
Ingram 2316 Eulart	c		c				
Mr Flood alexandria		c					
Mr E Hecht		c					
Mr Eastham. Calpepper			c				
Mr Keenes 1103 W Lanvale			c				
Miss King			c	c			c
Mr Mack allegany Cty Pa				~~c~~	c		c
Mr T J Myer							c
D E Robinson							c

CHARGE.	MEMORANDA.
	Paper Jan. 24 Ind. Phila— Phila. Dr. Anders—
10	nd
10	
20	nd
10	nd
10	nd

NAME.	Su. 26	M. 27	Tu. 28	W. 29	Th. 30	F. 31	Sa. 1
Mrs King			c		c		
Professor Tubble			c				
Mr Hultzen (DH)				c			
Mr –			c				
Rabbi Rosenau (DH)				c			
Mrs Joel Guteman					c	c	
Mrs Cahn					c		
Mrs Hexler Mad ave					c		
Mrs Heller 1715 Mass ave Wash						c	
Mr Halperin 319 S. Cary St							c

with Dr Pole

CHARGE.		MEMORANDA.
	10	Pd
	10	Pd
		(Mr Hechtheimer. Strauss Bros $100 charge

NAME.	Su. 2	M. 3	Tu. 4	W. 5	Th. 6	F. 7	Sa. 8
Leo Mr Halpein 319 So Cary St	11	C	C	C			
Mr David Holzler 1728 E P		C					
Mr D E Woods				C			
Mr Jamé					C		
Mr Gard Sarma							C

CHARGE.		MEMORANDA.
		$1000 pd.

NAME.	Su. 9	M. 10	Tu. 11	W. 12	Th. 13	F. 14	Sa. 15
Miss Holch Buffalo			c		c		
Mr Conrad Meanlan			c				
Mr Burton Chamberlin		c					
Mr Massey	c						
Mr Huff Washington				c			
Mrs Wondern Washington						c	
Mr J R Sutlle Chicago						c	
Mr E. Bird						c	
Mr B Cohen 1403 McCulloh						c	

CHARGE.	MEMORANDA.
15 ~	
10 Rd	
20 Rd	
100 Rd	
20 Rd	
10 Rd	

NAME.	Su. 16	M. 17	Tu. 18	W. 19	Th. 20	F. 21	Sa. 22
Col Jones Birmingham	c						
Mr Underwood " "	c						
Mr " "	c						
Mr Hamburger		c					
Mrs Burgess		c					
Mrs Hamilton		c					
Mr Conrad		c					
Mrs Hugh McLennan		c		c			
Mr W E Bird & E Biddle				c	c	•	
Mr Flood. Anapolis				c			
Mr F. Jenkins. (of Smith				c			
Mr Wallace Cambridge					c		
Mr Mueller (of							c
Mr Hamilton Hollinsville W Va							c

CHARGE.	MEMORANDA.
	$1000 — nd
25	nd
10	nd
10	nd
10	nd
5	
10	nd
10	nd

NAME.	Su. 23	M. 24	Tu. 25	W. 26	Th. 27	F. 28	Sa. 29
Mr Bannister Hall	c	cc	X				
Mr Long . Arundel		c			cc	cc	cc
Mr Conrad		c					
Mr E Hecht		c					
Miss Thomson N.Y.		c					
Mr Birmingham Ala			c				
Mr Dymond Barrie O.				c			
Mr W Brown Owen Sound				c			
Mr Bashinsky . Tamville Ga				c			
Mr Zepp La Mott					c		
Mr Sneed Wilmington N.C					c		
Mrs Kenley . Hagerstown					c		
Mr Venable . (Epil.)						c	
Mrs Louis Gutman						c	
Mr Greenbaum							c
Dr Stensill Rockingham N.C							c

CHARGE.		MEMORANDA.
		Waldbaum's
	10	Pd.
	10	Pd
	25	Pd
	25	Pd
	10	Pd
	10	Pd
	10	Pd
	10	Pd
	10	

NAME.	Su. 1	M. 2	Tu. 3	W. 4	Th. 5	F. 6	Sa. 7
Mr Rhode		c					
Rev Mr Lewis Westminster		c					
Mrs Jon George 703 St Paul		c					
Rev Mr Lewis Westminster.			c				
Mrs McKim (Mrs Tuckers			c				
Rev F. Quill Loyola College					c		
Mr Geo Chamberlain Jr.					c		
Mr Venable (of Pa						c	

CHARGE.	MEMORANDA.
10 nd	
10 nd.	Washington D.C. at Mr S Wilmers

NAME	Su. 8	M. 9	Tu. 10	W. 11	Th. 12	F. 13	Sa. 14
Mr Col Paterson		c					
Mrs F R Carey 845 Parkan		c					
Mr Smith		c	c				
Mrs Rosenthal.			c		c		
Mr Eggborn. Egbonnell. Va			c				
Mr Mumford. Monterey Mex				c			
Mrs D L Woods					c		
Mr Conrad					c		
Mr James N Chas St.						cc	cc
Mrs Robt Garrett					c		
Mr George H Bayne							c
Mrs Coffey. Havre de Grace						c	

CHARGE.	MEMORANDA.
10	Impotence. Old D.b. aged 56. ordered Exgt.
10 Nd.	& Carpenter b.d
20 Nd	
	New York (Mrs Bayne. Mrs
10 Nd	Devries Sister

NAME.	Su. 15	M. 16	Tu. 17	W. 18	Th. 19	F. 20	Sa. 21
Mr C. James	cc	cc	ccc				
Mrs Kenney Batavia N.Y.		c	c				
Mr Brown Funksburg md			c				
Dr Camden. Parkersburg w va				c			
Miss Krieg. Bukeystown md				c			
Mr Parks Martinsburg va					c		
Mrs O'Slaughter. (Dr Holmes)					c		
Mr McKenny Parkersburg							c
Mrs Dangerfield Alexand							c
Mr John. (Dr Van R							c
Mr Anapolis							c

CHARGE.		MEMORANDA.
		= charge $100
		$50 pd.
	10	pd
	10	pd
	10	pd
	10	pd Neurasthenia. ~~Hel~~
	20	pd
		100 pd ~~$100 + charge~~

NAME.	Su. 22	M. 23	Tu. 24	W. 25	Th. 26	F. 27	Sa. 28
Mr Jenkins	c						
Mr Baldwin	c						
Mrs Bissell 712 W Lomb	c						
Mr Blakiston. Elk Gade Vt		c					
Mr Fran White		c		c			
Mrs Rice 2010 Bolt Ave		c					
Mr Jacobs DH.		c					
Mr Weil 40 W Balt			c				
Mr I Strouse Jr 1213 Md	c		c				
Mr C M Randolph. Los Angl	c.		c				
Miss. Smith Snow Hill			c				
Mr Knapp Washington				c			
Mrs Weil. (O H)				c			
Mr McIntosh Norfolk					c		
Mr H P. James Mt Vern Pl					c		
F B Johnson (Washington						c	
Mrs Comer Birmingham Ala						c	
Rev J K Stone						c	
Mr Foster. Port Hayward							c
Mrs Coffey. Havre de Grace		DH					c
Dr. Jno Elder Drexmont. Pa		DH					c
Jno B Flood Annapolis							c
Mrs Geo H Bayne							c

CHARGE.	MEMORANDA.
10	pd
	15-24 D.H. ave.
10	pd.
10	
20	
10	
10	pd
10	pd
10	pd
10	pd
	Jon sent to Hartman.
20	pd
20	pd
	Tabor Jason
	10 pd
	D.H. with Dr Fisher
10	pd
	New York

NAME.	Su. 29	M. 30	Tu. 31	W. 1	Th. 2	F. 3	Sa. 4
Mrs Conrad		C					
Mrs D Hadley			C				
Mrs Grayson Towson			C				C
Mrs I Guggenheimer				C			
L E Jackson				C			
Mrs Hechinger 2035 McCul				C			
Mrs Sneed Wilmington					C	C	
Mrs M Rosenfeld						C	
Mr.							

CHARGE.		MEMORANDA.
10	Pd	
10	pd	
		1704 Madison ave
		10 pd.
15		
		1916 Mad ave

NAME.	Su. 5	M. 6	Tu. 7	W. 8	Th. 9	F. 10	Sa. 11
Mr Lauer 2001 Eul. Pla	c	c			c		
Mr Cober Brownlown Va		c					
Mr E Hecht.		c				c	
Mr Clark.					c		
Mr . Va					c		
Mrs W R Browne 415 Ham					c	c	
Mrs Gibbons		c			c		
C E Barnes (DH						c	
Mr Donovan Lowell Mass						c	
Mrs O'Allen Petersburg						c	
Mr E de Bullet						c	
Miss Lay (DH)						c	
Mr J F Emmons 1721 Hgl.							c

CHARGE.	MEMORANDA.
10	
10	
10	
10	pd
25	
10	
	C Dr Harry Thomas, for Dr Reuling
	Washington. $100

NAME.	Su. 12	M. 13	Tu. 14	W. 15	Th. 16	F. 17	Sa. 18
T Dun West Charles	c						
Mr 9.4 Hutzler		c					
Mrs JS Rosenthal		c					
Mr Schmucker		c					
Mr Vicars		c					
Mr F B Griffin St Joseph.		c					
Mrs Lay (Dt)			c				
Mrs Crump (Dt)			c				
Mrs J E Smith			c	c			
Mrs Gibbons			c			c	
Mrs J F. Loeb. 1723 Mt Vernon St.							c
Miss Rosenfeld							c

CHARGE.	MEMORANDA.
	1712 Park ave
10	Pd
10	Pd Mrs.
25	Pd Iowa. S
	Phila.
10	Pd

NAME.	Su. 19	M. 20	Tu. 21	W. 22	Th. 23	F. 24	Sa. 25
Mrs Walkins. Richmond	c						
Mrs Gay. Da.	c						
J Hamburger 1512 Madison		c					
Mrs W a Stern Phila		c					
Dr Nagle. Washington							
Mrs Cullen 2015 N Chas	c						
Mr Ch Hamburger			c				
Mrs E Hecht				c			
B C Howard Balt					c		
M M Millers Rockesbrg Va					c		
Mr Sol. Deutsch. City Hosp.					c		
Mrs Gay Iberville Da						c	
Mrs J F Smith							c
Mrs Shoemaker. Cor St Paul &							c
Mrs Rosenfeld							c

CHARGE.	MEMORANDA.
20	pd
10	pd
	Bill to Sam Hamburger Balt & Howard
	c Dr Bolgiano -
10	pd
10	pd
10	pd
20	

NAME.	Su. 26	M. 27	Tu. 28	W. 29	Th. 30	F. 1	Sa. 2
Mrs Rosenthal.		c					
Mr. J Hall Pleasant.		c					
Mr. Lilly 108 W Bult		c					
Mrs T K Cary		c					
Mrs Bird. (C.B. mother)		c					
F. Arnfeld High Point, NC			c				
E P Fitzgerald Pr Anne.			c				
Mr. Dew Eulaw Ala						c	
Mr De Bullet Catonsville							c

CHARGE.	MEMORANDA.
	Mrs Pl
-15 pd	
	$25 to charge

NAME.	Su. 3	M. 4	Tu. 5	W. 6	Th. 7	F. 8	Sa. 9
Mr Eiseman allan			c				
Mr O'connor allant			c				
Mr Geo E Sipe					c		
Mr I 430 So Bdway					¢	c	
C L Mullinix Shenandoah					¢	c	
J E Elliot 420 W Balt						c	
F L Griffin 213 South St.						c	c
E W Dryden Pocomoke City						c	c
Mr Hayward. N Cha St						c	
Mr Baker Washington							c
Mrs Stillwell							c
Mr Chas F Pill 211 E Preston							c

CHARGE.	MEMORANDA.
20	nd
25	pd
	Harrisonburg Va $20
10	nd
10	pd
10	pd.
25	pd
10	pd
	nd New Orleans (Diabetic Area.

NAME.	Su. 10	M. 11	Tu. 12	W. 13	Th. 14	F. 15	Sa. 16
Mr De Bullet	c						
Mr Slabler		c					
Mrs Hoffman 1009 N Calv			c				
Capt Lemon. Washington				c			
Mr. 1707 N Calv.				c			
Mr Iglehart Annapolis					c		
James Sloan Jr					c		
Mrs Louis Gulman						c	
Miss Aughinbaugh. Hagerstn							c
Benj Strauss							c
Mrs Maynard							c
Mr Bond							c
Meyer Stein							c

x puerperal fever. c or mozely +
Dr W T Howard

CHARGE.	MEMORANDA.
	DH. Severe case of tuberculo syphilide
25 00	
	C Dr. Hundley
10 pd	
	825
10 pd	
	nervous & dyspep. order Sty
10 Pd	

NAME.	Su. 17	M. 18	Tu. 19	W. 20	Th. 21	F. 22	Sa. 23
Mr Benton (Gilchrist cousin)	c						
Mr Brinkmann		c					
Mr Ward Ironton Ohio			c				
Mr Walker. Culpeper			c				
Mr J N Warfield Florence. Hon Ca				c			
Mr Sigmund May			c	c	cc		
Mr Wingert					c		
Mr Dew Chlumcha					c		
Mr Jordan						c	
Mr S. Deutsch							c
Dr Coake Boston							c
Mr McCabe							c
Mr McFarland							c

(1) Dr Kehoes Sister. fainted in health
Urine clear. Exam neg. Order Max
vom for relax bowels.

CHARGE.	MEMORANDA.
	DH.
	from Simon
10	pd
10	pd.
	10 pd.
10	pd
20	pd
10	
	city-Hospital
	Cor. 21st & Md ave
Nd.	10 pd.

NAME.	Su. 24	M. 25	Tu. 26	W. 27	Th. 28	F. 29	Sa. 30
Mr Blackaleer O.H.			c				
Mr Simmons.			c				
Mr O.H.			c				
Rev Mr Campbell					c		c
Mrs Hayward Charleston Sc						c	c
Miss McCodemus 1226 Lund Ave							c
Miss Summers Alexandria							c

CHARGE.	MEMORANDA.

NAME.	Su. 31	M. 1	Tu. 2	W. 3	Th. 4	F. 5	Sa. 6
W D Fosler.	c						
Mr J. Donaldson		c					
Dr. Scott Hagerstown		c					
Dr Allan Bermuda			c				
Frank Brady 1214 Home			c				
B. M. Baker 409 Water St			c				
Mrs F Hartman			c				
Chester B Turnbull			c				
Mrs Hagner						c	c
Mrs Massie Charlottesville						c	c
Mr Claridge							c

Atlantic Transport Co.
Patte

CHARGE.	MEMORANDA.
	9 w Franklin st
	wood ave
	Swoope Va
	6 30 Jay St.
10 pd	
10 "	
10 pd.	

NAME.	Su. 7	M. 8	Tu. 9	W. 10	Th. 11	F. 12	Sa. 13
Mr Meyers		c					
Mrs J H Warfield Flora		c	OH				
Mrs Ross. Frederick Md		c					
J T Ballard Mechanics Rev. Va			c				
Ga Steele Birmingham			c	c			
Father Waller			c				
Miss Allen. Washington			c				
Mr Green Washington			c				
Mr Whittings Camden SC			c				
Mr J A McGuire St Aug. Fl.				c			
Mr C Wabbott 302 S Chas				c			
H G Flederman Brush El Ly				c			
Rev Mr Waller.					c		
Mr Pinckard New Orleans					c		

CHARGE.	MEMORANDA.
10	[illegible]
10	[illegible]
25	[illegible]
10	[illegible]
10	[illegible]
10	[illegible]
25	[illegible]
10	[illegible]
10	[illegible]
20	[illegible]

NAME.	Su. 14	M. 15	Tu. 16	W. 17	Th. 18	F. 19	Sa. 20
Mrs Swindeel		c					
Mr alf Schleines 643 W Frank		c					
Mrs Hartman (DH)		c					
Dr Wilcox Charleston W Va			c				
Miss Farrow. & DH			c				
Mr Daniel Savanah			c				
Mr McNally				c			
Mr Pocohontas.				c			
Mrs Brown. (d of Dr Bishop)				c	dH.		
Mr Breyr. C or Horn					c		
Mr Bonnet 923 E St Washing					c		
Miss Jenkins. (Empyema					c	c	
Mahsler Steven. Lead New Mex							c
E Oellinger 2121 Bolton St							c

CHARGE.	MEMORANDA.
10	pd.
	Friend of Miss Turnbull. suspected
25	pd. Tuberculosis
10	pd
10	pd
10	pd
10	pd
10	pd
10	pd
10	pd

NAME.	Su. 21	M. 22	Tu. 23	W. 24	Th. 25	F. 26	Sa. 27
Mrs Sadler Jr.		C					
Mrs Hill . Mont. ala		C					
Mrs Hill Raleigh. N C		C					
Father Hogge		C					
Mrs Forbes (		C					
J Blackshere Manningham			C	C			
Mrs Hill Raleigh N C			C				
Mrs Blumenthal Altoona Pa			C				
Mrs Bauerschmidt. 1505 Gay			C	C			
Mrs Gerace Washington				C			
Mary Fuechsel. 10 W Lexington					C	C	
Mrs Jno Cox. Hampden						C	
Mrs Crabtree Goldsboro N C						C	
C H. Sadler Grand Ch						C	

CHARGE.	MEMORANDA.
10	pd
25	pd
10	oo
	about Miss Forbes
25	oo
10	pd
	Ex of in $15
10	pd
10	pd
15	pd
10	pd

NAME.	Su. 28	M. 29	Tu. 30	W. 1	Th. 2	F. 3	Sa. 4
Mr Ingram dyallsulk		c					
Miss Jeffers Tirrel			c				
Mrs Paulin Endel Greenwell ne			c				
Miss Beal. Barr. 229 Asquith St			c				
Mrs Bauerschmidt			c				

CHARGE.		MEMORANDA.
	15	
	10	pd
		— $15 to charge.
		[illegible]

NAME.	Su. 5	M. 6	Tu. 7	W. 8	Th. 9	F. 10	Sa. 11
Mrs Talfer Toronto			C				
Mrs Mills			C				

CHARGE.	MEMORANDA.
	25 pd
	10 pd.

... of the ducts is quite
iod - though not so common as stone.
bacted in the common duct or hepatic duct. jaundice
being dammed back behind the obstruction

... where the

al cord leading to an ascending Pylephlebitis and
the ~~jaundice~~ cause of the jaundice in this case is
is no difficulty in diagnosis.

NAME.	Su. 5	M. 6	Tu. 7	W. 8	Th. 9	F. 10	Sa. 11	CHARGE.
Mrs Talfer Toronto			C					2
Mrs Mills			C					1

CHARGE.	MEMORANDA.
25	pd
10	pd.

NAME.	Su. 12	M. 13	Tu. 14	W. 15	Th. 16	F. 17	Sa. 18
Mrs Leach			C	C			
Mrs Brown			C				

CHARGE.	MEMORANDA.
60 pd	
25 pd	

NAME.	Su. 19	M. 20	Tu. 21	W. 22	Th. 23	F. 24	Sa. 25

CHARGE.	MEMORANDA.

NAME.	Su. 26	M. 27	Tu. 28	W. 29	Th. 30	F. 31	Sa. 1
Her mom with Mullett		c					

CHARGE.		MEMORANDA.
	10	Pd. . Tape worm cases at Hingham.

NAME.	Su. 2	M. 3	Tu. 4	W. 5	Th. 6	F. 7	Sa. 8

CHARGE.		MEMORANDA.

NAME.	Su. 9	M. 10	Tu. 11	W. 12	Th. 13	F. 14	Sa. 15

CHARGE.		MEMORANDA.

NAME.	Su. 16	M. 17	Tu. 18	W. 19	Th. 20	F. 21	Sa. 22

CHARGE.	MEMORANDA.

NAME.	Su. 23	M. 24	Tu. 25	W. 26	Th. 27	F. 28	Sa. 29

CHARGE.		MEMORANDA.

NAME.	Su. 30	M. 31	Tu. 1	W. 2	Th. 3	F. 4	Sa. 5
Mr Edmundson Goldsboro N C						C	
T R Carey						C	
Mrs Merreyman						C	
Mr Boynton Asheville N C							C
Miss Lathrop							C
Mr Cadelle							C
Mr Daniels Savanah.							C

CHARGE.	MEMORANDA.
20	
	Cadesville. $2.25
10	
10	

NAME.	Su. 6	M. 7	Tu. 8	W. 9	Th. 10	F. 11	Sa. 12
Mrs E J Dunn Birmingham	c						
Mrs. Hayward N Chas	cc	cc	c	c	c	c	c
Mrs E Hecht.	c						
Mr Daniel Savannah		c					
Hon Mr Mower Newberry sc		c					
Mrs Peyton Washington		c					
Mr John Kelly		c					
Mr Ch M Whalan		c					
W P Edmunds. Shenandoah Va			c				
Cumming			c	c			
Miss Bessie Farrow				c		c	
Mr, Dr. Malcolm 317 N Chas					c		
Father Hogue					c		
J F Supplee						c	c
Mr Boynton D.H.						c	
Thos Peters Atlanta ga							c

CHARGE.	MEMORANDA.
20 pd	
	20 Pd
20 pd	
	1707 M St. $20 to charg
	DH.
	1620 N Wolfe St
10 pd	C on Wolfe.
	Catonsville
10 pd	
	1625 Eulaw Place
25	
	40
	85
	125

NAME.	Su. 13	M. 14	Tu. 15	W. 16	Th. 17	F. 18	Sa. 19
Mrs Hayward	c		c		c		c
Walter Watson Salem Va		c					
William Bergner, Walbrook		c					
Mrs York Pa			c				
Mr Patten 1619 N Bdwy				c			
Mrs Herrick, Pr. Anne Co				c			
Mr Morgan, Hanover				c			
Mrs Kostland				c			
Gordon Wilson Chadden				c			
Chas S Abell				c			
Harry Fidwiler Buckhanton				c			
E R Lowerce Laurel Md					c		
Mrs Williams Omaha					c		
T R Taylor, McMullen Va							c
Mrs L R Streuven 2113 Bolton							c
Mrs H Greenabaum							c

CHARGE.	MEMORANDA.
10	pd
	$20 to charge.
	pd
	Dr + Daughter of Mrs. Fruitsby
10	Ha
10	Dr Fredericks pal
	Bd sd gordon -
	abell & Co
20	
10	
10	
15	
	2014 Bollin St.
	125
	85
	210

NAME.	Su. 20	M. 21	Tu. 22	W. 23	Th. 24	F. 25	Sa. 26
J. Elliot 402 Ball St	c						
Mrs E H Bouton Roland Pk	c						
L Suskin 1103 E Pott	c						
Geo Forbes Annapolis	c						
Wife of Feasts Mr Elias Gardener	c						
Mr McRoberts Govanston		c					
John Donaldson		c					
Mrs Ewins. Birmingham Ala		c					
Mrs H L Strauss 2026 Eulaw Pl		c					
Mrs M. Rosenfeld 1916 Mad. Av		c					
David Hulzler		c					
Mrs S Kerritt McKim			c				c
Dr Brower Catharpin va			c				
Mrs Fulford Belair				c			
R McL Smith Hagerstown				c			
S L Greenwald 2204 Fairmount				c			
Miss Ellison Waynesboro va				c			
Mrs Woodyear Sudbrook.					c		
Miss Lathrop.						c	
Mr - Venegal - Studied						c	
Mrs Blunt. 1705 E Preston						c	
Mr De Ford						c	

CHARGE.		MEMORANDA.
10	pd	
10	pd	
10	pd	
10	pd	
		with Dr Mullins. Irvington.
10	pd	
10	pd	
		$20 to charge
10	pd	
	dH	
	DH	
10	pd	C Dr a 9 watson
		Consult about with Mr Russell

210
80
290

NAME.	Su. 27	M. 28	Tu. 29	W. 30	Th. 1	F. 2	Sa. 3
Mr Weinberg	c						
Miss Pinckard New Orleans		c		OA.			
Dr Kneass atty		c					
Dr Payne. Norfolk va			c				
Mr Halbeston Cor Balt & Gay			c	c	c		
Mr Cw Rae. USN.			c				
Mr Rauson				c			
Mrs Hunter Smithsburg				c	DH		
Miss H D Jones				c			
Mrs M Rosenfeld				c			
Mrs Meyer				c			
Mr Nichols 618 W Barre				c			
Rev Dr Franklin Wilson					c		
Mrs Covington Arondale va					c		
Mrs Richard. va					c	DH	
Mr J.R Ostendorfer					c		
Mr Morris Thomas						c	
Mrs C H Cromwell, Norrsslen Pa						c	
Mrs W H Ragan High Point						c	
Mrs Woodgear. Sudbrook.						c	

CHARGE.	MEMORANDA.
10 pd	
20 pd.	
	Dft. to pay bill
	To change 10
10 pd	
	C & Platte cash Sept
10 pd	
20 pd	
	290
	70
	360

NAME.	Su. 4	M. 5	Tu. 6	W. 7	Th. 8	F. 9	Sa. 10
Mr H R Wagner. York. Pa	c						
Mr Cone 1616 Eulaw Pl	c						
Mr Halbiston	c						
Judge Fisher Baltimore		c					
Mrs E H Williams		c					
Mr Max Fuschl		c					c
Mr Scheimer 1259 E Lex. St		c					
Mrs Koschland 2105 Linden a		c	DH.				
Mrs Hayward N Chas.			c				
Mrs M Rosenfeld			c				
Mr Vaughen Murfreesboro N C			c				
Mrs Passmore. (DH.)			c				
Mr Deford (Mr Russell)				c			
Chas S Abell				c			
E C Williamson. Burnigh				c			
Mrs Harry Turner Aquasco					c		
Mrs Dr. Accomac Va					c		
Mrs Skerill Mickem						c	
Mr I Hamburger						c	
Mrs L E Montgomery S.S.	c					c	
John Wilson 1321 Eulaw place							c
Morris Thomas (City Hosp)							c
Miss B. Barr. DH							c

CHARGE.	MEMORANDA.
15. pd	
	Hon W A Fisher 905 Cathedral
10 pd	
10 pd.	
25 pd	
10 pd	
	1512 Mad ave
	10 pd 1733 Guldford ave. pd. 10

360
70
430

NAME.	Su. 11	M. 12	Tu. 13	W. 14	Th. 15	F. 16	Sa. 17
Mrs Thompson Loc.	c						
Mr De Knight	c						
Mr Bachman Roanoke Va		c					
H C Shirley Park Heights an		c					
Mr 1700 McCulloh		c					
Miss E McCormick			c				
Mr Cunning			c				
Franklin Wilson			c				
Mrs Thomsen				c	c		
Daul Scott Belair				c	c		
Mr E a Robinson					c		
Miss					c	OK	
Josp Bannigan. Providence						c	
Mrs Greif							c
Mr Katenstein							c
Mr W F Williams Cor Canton Ohio							

CHARGE.	MEMORANDA.
	Wife of Prof T Thompson Carmel
20	pd.
20	pd
	C Dr. Urban Smith.
	101 N. Front St. Harrisburg Pa.
	St Paul.
	$200 to charge
10	pd
10	pd
	2114 E Preston.

430
60
490

NAME	Su. 18	M. 19	Tu. 20	W. 21	Th. 22	F. 23	Sa. 24
C W Freeman		C					
S H Forrey York		C					
Miss S R Steuven		C					
Mrs W. Deford		C					
Mr. A J Jones Birm. Ala		C	C				
Mrs Mrs Mr Rosenfeld		C					
W W Spence - Bolton.		C					
Mr David Davis			C				
Mrs Forbes. St Paul			C				
Mrs Freeney 933 N Calvert			C				
Mrs Mina Sarlouis			C				
Miss Carlode (church Home)			C				
Mr Hopkins				C	✓		
I Hamburger				C	✓		
Mrs Williston Cumberland				C	✓		
Mr Ford Lynchburg Va				C	✓		
I Froelich 1628 Mad Ave				C	✓		
Dr Walker Carnegie Pa							C
Dr Alice Hamilton							C
Dr Muncaster Washington							C

CHARGE.		MEMORANDA.
10	00	S Dr C Fra Jones. 1336 N Merrit St
25	00	
		Chlorosis
		N Chas St.
		Dr T
		Bolton
20	pd	
10	pd	
10	pd	42 Holt St. Norfolk Va
		OH.
10	pd	
10	pd	1512 Madison ave
20	pd	
20		

490
135
625

NAME.	Su. 25	M. 26	Tu. 27	W. 28	Th. 29	F. 30	Sa. 31
B Kahn	c						
Miss K McDougal		c					
Miss Nichols 1424 Parka		c					
T K Carey		c					
Mr Pearson (DH			c				
Mrs Halle 2124 Cahlwan			c				
Mr H. Hammond				c			
Mr Johnson				c			
Mrs Hinckley, Dr H. Sister				c			
Blanchard Randall					c		
Judge Fisher						c	
Mrs S. McKim						e	
Mrs Miller 117 S Bdwy						e	
Mrs Eiseman 1911 Euclid P							c
Francis White							c

CHARGE.	MEMORANDA.
	acute Mania c̲ vr Bevan.
20 pd.	Fort Wayne.
	~~10 pd aft~~ by th
10 pd	
	10. pd. 11. 15. 96
10 pd	

625
40
665

NAME.	Su. 1	M. 2	Tu. 3	W. 4	Th. 5	F. 6	Sa. 7
L P Townsend		c					
M Hollyman 2014 Mad ave		c					
Sam H Smith 213 Court St.		c					
Mrs Horton. West Super. Wis		c					
Miss Jones			c				
Mrs Marcus			c				
Mrs Hayward			c				
Miss Ada Rosenfeld				c			
Mrs Merryfield				c			
Rev Mr Hampton Norfolk					c	DH	
Miss Reeder. Washington					c		
Miss McCallum Pittsburg					c		
Mrs Greenwald					c		
Father — ? DH					c		
Lewis Maire 1610 E Balt					c		
W Starr Gebhardt 35 E N. ave					c		
Mrs Woodyear						c	
Miss Clagett							c
Miss Gaul							c
Miss Bishop. (DH)							c
Alb. Gottschalk							c

CHARGE.		MEMORANDA.
		1810 2d class
10	bd	
		10 pd 11.6
10	pd	
		c/o Mrs Cohen Maysville
10	pd.	
20	pd	
10	pd	
10	pd	
10	pd	
		rent to Harry T.
		2040 Bolton ave

165
80
745

NAME.	Su. 8	M. 9	Tu. 10	W. 11	Th. 12	F. 13	Sa. 14
Mr Chas Hultzler.		c					
Mr Coe		c					
Mrs M M McClung					c		
Mr. A Ransom Grazebury Inc						c	c

CHARGE.		MEMORANDA.
20	pd	
		$500 to charge

745
20
765

NAME.	Su. 15	M. 16	Tu. 17	W. 18	Th. 19	F. 20	Sa. 21
Geo. W Summer	c						
Mrs Amos N Bdwy		c					
Mr Willison. Cumberland		c					
Paul McKerson Easton		c					
Mr Williams Washington Pa		c					
Capt Strong. Ft. McHenry		c					
Mr Merryfield L DH		c					
Mrs Lyons Charlottesville Va		c					
Mr E Hecht.		c					
Dr. Minot Asheville NC		c					
Miss Osborne Hamilton On DH		c					
Dr Reed. Army med Mus		c					
Mr ~~Whittle~~ 519 N Strickerst		c					
C Herbert Sadlter Circ Ct.			c				
Mr Steward. Biolog Lab. Ill. DH			c				
Mrs W Roberts Cumberland			c				
Mr Parkes				c			
Mr Jno Smith Snow Hill				c			
J L Bond Brockaway ville Pa				c			
Mr Cunning					c		
Dr Monmoner						c	
Mr Stanton 1519 Ed. Ave						c	
Mrs E G Kelly 228 A St. Wash							c
Mrs T R Carey							c

CHARGE.		MEMORANDA.
		Newberry SC. 25 pd
10	pd	
		c about Mrs W. Acromegaly
10	pd	
20	pd	
10	pd	
		c Dr Funck for Mr Hurst
		Synovitis left knee.
20	pd	
25	pd	
20	pd	
20	pd.	

765
135
890

NAME.	Su. 22	M. 23	Tu. 24	W. 25	Th. 26	F. 27	Sa. 28
Mr Woodyear (Mrs (W)	c						
Chas E. Stinaker	c						
James E Ruffin Rocky Mtn.	c						
Roscoe Bronson St Paul		c				c	
Mrs Mudl. (DH		c					
Mrs Eisemann (DH.		c					
Mrs W Walkerfetz. Hansonville			c				
Mr Dubois Pa			c				
Mr C Dr Josephson			c				
Mrs				c			
Mrs Levi Strauss				c			
Mr Chambliss Selma Al				c			
Mrs H Greenbaum				c			
Mr Fuschl						c	
Mrs J J Taylor 605 N Chas St						c	
Mr Abell						c	
Henry P Goddard	W					c	
Miss Thalwitzer (DH							c
Mrs Goldenberg							c
Mrs Graves Lexington							c

CHARGE.		MEMORANDA.
10	pd	Dr Ebaugh.
20	pd	
25	pd	
		Asheville N C
10	pd	Dr Goldsborough -
25	pd	
		1004 E. Prat. 105 pd.
		Mu
15	pd.	
		2014 Bolton St
10	pd.	
		Old Typh case.
		12 W. Preston St
10	pa	
10	pd	

890

100

NAME.	Su. 29	M. 30	Tu. 1	W. 2	Th. 3	F. 4	Sa. 5
Walter N Hallgarten	.	c					
Mrs Graves Lexington		c					
Mr W H Kauffman		c					
Mrs Edelwitzer (DH		c					
Mrs George. (Imar Gang)			c				
Mrs Eiseman				c			
Mr (c Dr Walch)				c	DH.		
Miss Henderson					c		
Mr Loar Grafton wra						c	c
Mr Shannon.						c	

CHARGE.	MEMORANDA.
30	pd New York
10	pd
	12 W Franklin St-
	Montreal
20	pd
	Carrollton Hotel.

NAME.	Su. 6	M. 7	Tu. 8	W. 9	Th. 10	F. 11	Sa. 12
Mr Waters 1024 St Paul	c						
Mrs Wilson Pallesen		c					
Miss Porter			c				
Y O' Wilson Lutherville			c				
Mr Eakle			c				
I H Clearz					c		
Mrs Hartogtners					c		
Mrs Hallyer					c		
Mrs Davis Lonisberg N C					c		
Mr Crilly alexandria							c
Mr I C Weller							c
Mrs Jesse Tyson							c

CHARGE.	MEMORANDA.
10	pd.
10	
10	
10	pd
10	pd.
	1338 W N ave Ward with Dr Thomas

NAME.	Su. 13	M. 14	Tu. 15	W. 16	Th. 17	F. 18	Sa. 19
Mrs Johnson		C					
Mrs Freeman		C					
Mrs Cone		C					
Mrs Doyle 407 W Robert St			C				
Mrs Davis Grafton W Va				C			
Mrs Ledyard				C			
Prof Monroe Colt				C			
Mrs McKim				C			
W H Cunningham					C		
Rev Mrs Jones					C		

CHARGE.	MEMORANDA.
	10 Hanover St
10	pd.
20	pd
	Mrs L W Ledyard $25 1262 N. H. ave Wash. D.C.
	5
	Wilkes Barre
	Wilkes Barre

NAME.	Su. 20	M. 21	Tu. 22	W. 23	Th. 24	F. 25	Su. 26
Mrs Lincoln 1516 Eutaw Place	c						
Mrs Lorenzen		c	c	c	c	c	c
S. P. Broomell 2128 Bolton St		c	c				
Mrs C or Gombel		c	•				
Warren Griffiss			c				
Mrs Owens 10 E Mad St.					c		
Mrs Williams							c
Mrs Cone							c
Mrs Marcus							c

CHARGE.	MEMORANDA.
10	Pd 217 Weber St. Can. Stone possibly. Turner Taylor
	6 Builders Exchange. Dorlem Bon. H Co
10	
	Eulan Place

NAME.	Su. 27	M. 28	Tu. 29	W. 30	Th. 31	F.	Sa.
Mr Wessen	C	C					
Mrs Hess 1907 End Pl		C					
G S Norwood Abbeyville SC		C					
Mrs Sarah Adler 1432 Madison		C					
Mr Wright Toronto					C		

CHARGE.	MEMORANDA.
10 pd	
10 pd	
25 pd	

GENERAL MEMORANDA.

Jan 1896

~~7 Mrs Reyburn . Hotel Rennert~~

~~5 Mrs Robt Garrat 11 Nt Ver pl. .1.1.~~

6 Judge Robinson anapolis

~~8 Mrs Levi 1527 McCulloh St.~~

10 Miss Jackson (E E Jackson)

~~12 Herbert Snowdon 510 N Chas St~~

~~13 Rich. McSherry Franklin St. W~~

~~16 Mrs Wallace Waverly~~

~~17 David Hilzler 1628 Eulaw Pl.~~

~~18 T. Oxford Mt Ver. Sq~~

19 Mrs Ingram 2316 Eulaw Place

~~20 E Hecht.~~

~~21 Mrs Keene 1103 W Lanvale St~~

" Miss King . Park ave.

~~12. 21. 25 B Rosenheim 2032 Eulaw Pl~~

~~12 28 Mrs Burger 663 W Fayette~~

" 29 C P Amendt 1501 N Bond St

~~9 R " Carter 2423 Md ave.~~

~~29 Mrs Joel Gutman~~

~~" Mrs Hexler (Mrs Heckheimer~~

~~31 Mrs Heller 1715 Mass ave West~~

Feb 1 ~~Estate of Mrs Halpine 314 N Cay~~

~~3 D L Woods~~

6 Mr Jamé

~~11 Mrs Conrad . Montana~~

~~14 E Bird & E Biddle .11.~~

~~" B Cohen 1403 McCulloh St~~

~~18 Mrs Hugh McLennan Eq Montreal~~

19 - ~~Jenkins (C & F Smith~~ Dr

GENERAL MEMORANDA.

~~$ 60.~~ . ~~sent. 1.8.95~~ nd

~~25~~ 1.3.97

~~10~~

~~10~~ pd 4.1 , 10.1

~~10~~ nd

~~30~~ ~~10~~ ~~$12. at $25. [illegible]~~

~~10~~ 4.1

~~20, 30~~ 9.21. also

~~25~~ pd. 4.4.

20 4.1 .10.1

~~10~~ ~~75~~ 4.1. ~~2 visits in 95~~ .10.1

~~10~~ pd 4.1.

~~10~~ ~~4.1.~~

~~10~~ ~~pd~~ 4.1

10 4.1 . 10.1

~~20~~ 4.1

~~20~~ ~~pd~~ on 5.16.96

~~10~~ ~~4.1~~ .10.1

~~100~~ pa

~~50.~~ nd

~~15~~ 4.1

10

~~100~~ 7.1

~~20~~ nd 7.1

~~70~~ pd 4.1.

~~100~~ . ~~7.1~~

~~70.~~ 210

~~Mr Bannister Hall Walbrook~~ K. Mrs. Carey
~~Mr Long Annadel.~~
~~2.24 E. Hecht~~
~~2.28 Mr Venable. Lynchburg Va~~
2.28 Mrs Louis Gutman
3.2. Mr Jonas George. 703 St Paul
~~3.3. Mrs Skerritt McKim~~
3.9. Col. Paterson. Jr of Commerce
3.9 ~~Mrs T K Carey. " "~~
3.10. ~~Mrs J.S. Rosenthal. Park ave~~
~~3.12. Mrs D L Woods~~
~~3.13 Mr Henry James~~
3.14. ~~Geo T Bayne. N.Y.~~
3.22 ~~Mr Baldwin 1524 D Hill ave~~
~~3.25. Hon Walter Smith Snow Hill (Mrs S.~~
~~3.31 I Guggenheimer 1704 Mad ave~~
~~4.3. Mrs M Rosenfeld 1916 Mad ave~~
4.5. ~~Mr Lauer 2001 Eulaw Place~~ Estate
4.10 ~~E De Bullet~~
~~4.11 J F Emmons. 1721 H St. Wash.~~
4.13 ~~G H Hutzler Jr~~
4.11 ~~Mr Smucker Park ave~~
4.18 ~~Mrs J F Loeb 1723 Mt Ver St. Phila~~
4.20 ~~Mrs W A Stern Phila~~
4.19 ~~Mrs Cullen C B Bolgiano~~
4.21 Chas Hamburger
4.23 Sol. Deutsch. City Hospital
4.25 ~~Mrs Shoemaker St Paul & Rent.~~
4.27 ~~Mr J Hall Plements~~

GENERAL MEMORANDA.

~~30~~ 15
~~50~~ Pd

~~15~~. Pd 4. 4.
25
~~20~~ 25 7. 1
~~30~~, IIIII C o/o Mrs. Tucker ~~[illegible]~~.
10 7 1
~~20~~ Pd 7 1
~~20~~ (5. 27.) 7. 1 , , 10. 1

~~100~~. pd 4. 1.
~~20~~ 9. 10
~~10~~ 7. 1.
~~30~~ Pd 7. 1
~~20~~ 7 1
~~20~~ Pd
~~30~~ 7. 1
~~10~~ ~~2nd 25 = 35~~ 7. 1
~~100~~ 10. 1
~~20~~ 7 1 . 10. 1
~~10~~ 7 1
~~20~~ 7 1
~~10~~ ~~Bell + Sam~~ Hamburger, Balb & Hun 7. 1
~~10~~ 2015 N Chas St 7. 1.
10 ~~[illegible]~~ 10. 1
~~10~~ Write to Preston 9. 10.
~~10~~ 7. 1
~~25~~ ~~7. 1~~ 110

~~Mrs McCabe Cor. Md ave~~

4 27. Mrs Lily. 108. W Balt.

~~4.27 Mrs Bord. E.B., mother~~

~~4 28 E P. Fitzgerald~~

5.1. ~~J J Dean Eulaw ala~~

5.7. ~~G E Lipe. Harrisonburg Va~~

5.8. J J Hayward N Chas St

5 9 F L Grafflin 213 So St. Balt

5.9. E W Dryden Pocomoke City

5 12. ~~Hoffman 1009 N Calvert~~

~~5 14 James Stoan Jr~~

5 ~~16 Benj. Strauss~~

5 ~~Meyer Stein~~

5 18 Mrs Brinkmann

5 19 ~~Sigmund May Estate of~~

5 23. ~~Sol. Deutsch~~

5 26 ~~Mrs Smithers Montreal~~

5 3 ~~W D Foster 9 W Franklin~~

6.1. J Donaldson

6.2 ~~Frank Brady 1214 Homewood ave~~

~~6 2 B M Batter 409 Water St~~

6 2 ~~Charles B Turnbull 6 So Gay~~

~~6 8 Mrs Meyer 14 162 Fayette~~

~~6 15 Mrs Alf Schlines 643 W Franklin~~

6 23. ~~Mrs Blumenthal Altoona Pa~~

~~" Mrs Bauerschmidt (1505 N Gay~~

" 24 Max Fuschl 10 W Lexington St

" 30 Mrs Pauline Endel Greenville NC St

~~" Mrs Beatrice Barr 229 Asquith St~~

~~Morris Carey~~

~~Mrs Clark Woodbrook Pa.~~

GENERAL MEMORANDA.

~~20~~			
20		7.1	
~~10~~			
~~20~~	pd - 5.9.		
~~25~~	pd		
~~20~~	pd.	7.1	
10	recd (1111		
25		7.1	10.1
25		7.1	10.1
~~10~~	~~pd~~	7.1	
~~20~~		~~7.1~~	
~~10~~		7.1	
~~10~~			
10		7.1	
~~40~~ 30	~~not paid~~	~~7.1~~	pd. 10.31.96
~~20~~			
~~10~~	pd		
~~10~~			10.1
~~10~~,	"		
~~15~~		7.1	10.1
~~25~~			
~~20~~		7.1	
~~15~~		7.1	10.1
~~10~~			
~~25~~			10.1
~~25~~			
~~10~~			10.1
15	? Greenwell (Dr Swandell		
~~10~~			
~~20~~		9.12.	
~~10~~	pa	9.12	

330

9. 4. ~~T K Carey~~
" " ~~Mrs Merryman Cockesville~~
" ~~5 Mr Calett Pon Pon S.C.~~
" ~~6 Mrs Peyton 1707 M St. Washington~~
" " Ch. M Whalan 1620 N Wolfe St
" ~~8 John Cummings Calinsville.~~
" " J F Supplee (Mr S. 1625 Eulaw Pl.
~~" 14 Wm Bergner. Wallbrook~~
" ~~16 Mr Pollen 1819 N Broadway~~
" " ~~Gordon Wilson C/o Basil Gordon~~
" " ~~Chas S Abell (Sun office)~~
" ~~19 Mrs L R Struven 2113 Bolton St~~
" " ~~Mrs H Greenabaum 2014 Bolton St~~
" ~~20 Mrs Epaz (wife of Mr Fead Jr~~
" ~~21 Mrs H L Straus 2826 Eulaw Pla~~
" 23 Mrs Fulford Belair
" " ~~R McL Smith Hagerstown~~
" 23 Miss Ellison Wagnesboro
" 25 Mr. De Ford
" ~~28 Mr Halbistein Cor Bath & Gay~~
" ~~30 Mr Ransom Buffalo~~
" 30 Miss H D Jones Mt Airy.
" ~~31 Mrs Wilcox 618 W Barre St~~
Oct. 1. ~~Rev Franklin Wilson 1013 St Paul.~~
2 J A Ostendorf 2323 Madison ave
" ~~Morris A Thomas 2 Mt Royal Ave E~~
~~4 Mr Cone 1616 Eulaw Place~~
~~5 W A Fisher 905 Cathedral~~
" Max Fischl.

GENERAL MEMORANDA.

~~20~~
~~30~~
~~10~~
~~20~~ 10.1
10
~~50~~
15
~~20~~ with Dr Zepp.
~~10~~ Pd
~~20~~
~~25~~ 10.31. Pd
~~20~~ "
~~20~~ "
~~20~~ Pd
~~10~~
20
~~20~~
10 . Chas E Ellison. 10.1
~~30~~ Pd 11.19.
10
15 one consultation before
~~10~~
~~10~~ 20 ~~Estate of~~ 12.3.96 pd
10
~~25~~ Pd.
~~30~~ 370
25

Name of Father.	Age	Name of Mother.	Age	End Last Menst.	Date Exptd. Conf't.	Date Del'd.
Oct. 9. ~~Mrs J Hamburger. 1512 Mad ave~~						
" " ~~Mrs L E Montgomery 1733 Guldford ave~~						
~~" " John Wilson 1321 Eutaw Place~~						
" 12 H C Shirly. Park Heights ave						
" " Mr 1700 McCulloh St						
~~" 10 Miss E McCormick. 101 N Front St.~~						
" 15 ~~Mrs Thompson w Madison~~						
~~" " Col Scott. Belair~~						
~~" " M E a Robinson Mt Washington~~						
16 Jos. Baugan. Providence						
" N F Williams 214 E Preston						
" Cox Canton Ohio						
~~19 Mrs Millie Deford. N Chas St~~						
" A J Jones. Birmingham Ala						
~~" W W Spence Bolton.~~						
20 Mrs Forbes St Paul St						
22 ~~Mr Troelich 1628 Madison ave~~						
~~25 B Cahn~~						
27 ~~Mrs Kolbe 2124 Callow ave~~						
30 Blanchard Randall						
~~31 Francis White.~~						
~~11 2. L P Townsend 1810 N Chas~~						
" 2 ~~Sam H Smith 213 Courtland St~~						
" 3 ~~Miss Jones. C/o the Misses Cohen~~						
~~" " Mrs Marcus~~						
" ~~5 W Starr Gebhardt 35 E N ave~~						
" 7 ~~Alb Gottschalk. 2040 Bolton ave~~						
~~9 Chas Hutzler~~						
10 ~~J M Coe Meriden Conn~~						

Name of Child.	No.	Sex	Race.	Wght.	Lgth.	Presentation.	Address.
~~10~~ 15							
10.							
25.							
10							
10							
~~25~~			Hamburg				
~~10~~							
~~10~~							
~~10~~							
200.							
10							
10							
~~10~~							
20							
~~20~~							
20							
~~10~~ Pd			12. 3. 86				
~~10~~							
~~10~~							
10							
10							
~~20~~ Pd.							3 50 2 00 5 50
~~10~~							
~~11~~ Pd							
20							
~~10~~ Pd							
20							
~~20~~							
21							

Name of Father.	Age	Name of Mother.	Age	End Last Menst.	Date Exptd. Conf't.	Date Del'd.
Nov 13		~~M C Ransom Garrigus Inc~~				
" ~~17~~		~~Mr Clarke 519 N Stricker~~				
" 17		~~C Herbert Sadler. 1610 Bolton~~				
" "		~~W Roberts Cumberland Md~~				
" ~~18~~		~~J W Smith Snow Hill~~				
" ~~25~~		~~Mrs Levi Straus 1425 Eutaw Pl~~				
" 27		Mr Abell				
" "		~~H P Goddard. 12 W Preston St.~~				
Dec 4		~~Mr J.P. Shannon Carolina Hotel~~				
" ~~6~~		~~Mr K.P. Waters 1024 St Paul~~				
" 8		J O Wilson Lutherville				
12		J C Weiller. 1338 W North ave				
" 11		Mrs Jesse Tyson. (Mont)				
" 14		Mr W.R. Johnson 10 Hanover St				
"		~~Mrs L W Ledyard 1262 N. Hamps Ave~~				
" ~~20~~		~~Mr Lincoln 1516 Eutaw Place~~				
"		~~S P Broomell. 2128 Bolton St~~				
" 22		Warren Griffiss 6 Builders Exchange				

Name of Child.	No.	Sex	Race.	Wght.	Lgth.	Presentation.	Address.
~~500.00~~							
~~10~~			Case of Mr Hurst.				
~~10~~							
~~20~~							
~~10~~							
~~10~~ ?							
10							
~~20~~							
~~10~~							
~~20~~							
20							
10							
10							
10							
~~25~~ Jed Washington							
~~10~~ Jed.							
~~25~~							
10							

230
500
730
210
110
330
370
550
2300

Name of Father.	Age	Name of Mother.	Age	End Last Menst.	Date Exptd. Conf't.	Date Del'd.

NAME OF CHILD.	No.	Sex	Race.	Wgth.	Lgth.	Presentation.	ADDRESS.

Name of Father.	Age	Name of Mother.	Age	End Last Menst.	Date Exptd. Conf't.	Date Del'd.	Ka

Name of Child.	No.	Sex	Race.	Wght.	Lgth.	Presentation.	Address.

Name of Father.	Age	Name of Mother.	Age	End Last Menst.	Date Exptd. Conf't.	Date Del'd.	Na

Name of Child.	No.	Sex	Race.	Wght.	Lgth.	Presentation.	Address.

Name of Father.	Age	Name of Mother.	Age	End Last Menst.	Date Exptd. Conf't.	Date Del'd.

NAME OF CHILD.	No.	Sex	Race.	Wght.	Lgth.	Presentation.	ADDRESS.

NAME.	DATE.	RESULT.

NAME.	DATE.	RESULT.

NAME.	DATE.	RESULT.

NAME.	DATE.	RESULT.

NAME AND ADDRESS OF DECEASED.	AGE. Y.	M.	D.	COLOR.

Mr'd, Single or Widowed	PLACE AND CAUSE OF DEATH.	DATE.

NAME AND ADDRESS OF DECEASED.	AGE. Y.	M.	D.	COLOR.

Mr'd, Single or Widowed	PLACE AND CAUSE OF DEATH.	DATE.

ADDRESSES OF PATIENTS.

ADDRESSES OF PATIENTS.

ADDRESSES OF PATIENTS.

ADDRESSES OF PATIENTS.

ADDRESSES OF NURSES.

ADDRESSES OF NURSES.

Bill Sent.	NAME.	Amount Charged.	Amount Paid.	When Paid.
Jan				
2	Mrs Lockhart		10 00	
3	Mrs McCorkle		100 00	
"	Mrs John Schuyler		200 00	
"	Corncill. Lockhaven		25 00	
4	Mrs Robinson		30 00	
"	Mendez Cohen		10 00	
"	Mrs Watkins		10 00	
"	Mrs Vogt		10 00	
6	Miss Ward		10 00	
7	James Ross		25 00	
8	Mrs Beall		10 00	
"	Robt. Hinckley		20 00	
"	M Groverman		10 00	
"	Mrs J S Gillmore		10 00	
"	Mrs Eaton		245 00	
8	Mrs Marcus		10 00	
"	Mrs Thom		10 00	
"	Mrs Cumming		20 00	
"	Mrs Murray		10 00	
"	Mrs Reyburn		60 00	
"	W H Shriver		20 00	
10	Miss King		40 00	
"	Mrs Bond		25 00	
"	Mrs Wyatt		15 00	
"	Mrs Venable		10 00	
"	Mrs Eggleston		10 00	
"	Mrs Homer		10 00	
"	Mrs Berthmeyer		50 00	
"	Mrs Eyre		10 00	
		$	1025 00	

Bill Sent.	Name.	Amount Charged.	Amount Paid.		When Paid.
Jan	Forward		$1025	00	
11	Ransom		25	00	
"	Mrs Smucker		20	00	
"	Miss Carter		10	00	
"	Mr Ferris		10	00	
12	Jas Deford		20	00	
"	Interest in Prov. Bank		220	50	
12	J T Garber		10	00	
"	Blakeslin.		8	50	
13	Mrs McKim		20	00	
"	Mr Hopper		25	00	
"	Mr Steuernagel		20	00	
14	Mr Ebslem		10	00	
"	Mrs C Kelly		10	00	
"	Mr Gundersheimer.		10	00	
15	E E Jackson		30	00	
17	Alex Brown		100	00	
"	Louis Gulman		50	00	
"	W Oler		20	00	
"	Wise		90	00	1728
18	Gault Estate		500	00	
"	Severing		30	00	
"	J H Cameron		10	00	
"	Mr Dorsey		10	00	
20	I E Reinhard		10	00	
"	Mr Hodges		10	00	
"	Mrs Kraus		10	00	
"	Jos Thomas		20	00	
"	Mr Flood.		10	00	
			$2339	00	

Bill Sent.	Name.	Amount Charged.	Amount Paid.	When Paid.
Jan	Forward		$2339 00	
23	Mrs Lester		20 00	
"	Mr Bradford		10 00	
24	Mr Bu (Washington)		50 00	
"	Mr Mack		20 00	
"	Mr Myer		10 00	
"	Mr Robinson		10 00	
26	Mr Lerch		25 00	
"	Mr Walters		20	
28			10 00	
30	Mr Webb		25 00	
"	Mr Cahn		10 00	
Feb 1st	Mrs Sullivan		30 00	
"	Mrs Hoppers Estate		10 00	
3	Mr Stein		50 00	
5	~~Mr Vogler~~		~~10 00~~	
7	Snowden		10 00	
8th	Mr Gard.		1000 00	
9	Mr Massey		20 00	
10	Mr Burton		10 00	
12	Mr Huff		100 00	
"	F R Carey		10 00	
13	Mrs Halch		15 00	
14	Mrs Windom		20 00	
"	Mr Sickle		10 00	
15	Col. Penrose Estate		10 00	
16	Col Jones		1000 00	
"	Mr Underwood		25 00	
"	Mr Hamburger		10	
			$4879 00	

2320
295
615

Bill Sent.	Name.	Amount Charged.	Amount Paid.	When Paid.
Feb	Forward		$ 4879 00	
18	Mrs Hamilton		10 00	
"	Mr Burgess		10 00	
19	Mrs Heller		100 00	
20	Mr Wallace		10 00	
22	Mr Hamilton		10 00	
24	Mrs Johnston		10 00	
25	Mr Hem. C Bir		10 00	
26	Mrs Hauline		50 00	
"	Mr Brown		20 00	
"	Mr Bashinsky		10 00	
27	Mr Dymant		25 00	
"	W H Jepp		10 00	
"	Mr Sneed		10 00	
"	Mrs Kenley		10 00	
29	Mr Greenbaum		10 00	
March 2	Mr Rhode		10 00	
"	Mr Geiger		30 00	
5	Mrs Chamberlain		10 00	
9	Mr Smith		10 00	
"	Mr Iggborn		10 00	
"	Mrs Long		50 00	
"	Mr Mumford		20 00	
13	Mrs Coffee		10 00	
16	Grant Estate		75 00	5469
17	Mr Brown		10	
18	Mr Kriez		10	
"	Mr Parks		10	
19	Mr Oschen		10	
			$ 5449 00	

Bill Sent.	Name.	Amount Charged.	Amount Paid.	When Paid.
March				
19	Forward.		$5449.00	
20	Harwood Estate		20 00	
21	Mrs Kenny		50 00	
"	Mr McKenny		20 00	
23	Mr Paterson		100 00	
"	Mr Blakeslee		10 00	
"	Mr Fr. White		20 00	
"	Mrs Rice		10 00	
24	Mr Weil		10 00	
"	Mr Strouse		10 00	
"	Mr Randolph. Los Angs		10 00	
25	Mrs Pool.		10 00	
25	Mr Knapp.		10 00	
"	Mr Jenkins		10 00	
26	Mr McIntosh		20 00	
"	Mr James		20 00	
28	Mr Flood		10 00	
31	Mr Grayson		10 00	
"	Mr Hultzer		10 00	
4. 1	Mrs Comer		10 00	
"	Mr Hechsinger		10 00	
2	Mr Keene		10 00	
4	Mr Burger		10 00	
"	Mr Sneed		15 00	
"	Henry James		100 00	
5	Mr H Garrett		50 00	
9	E B Treat		10 00	
"	T Defrond		25 00	
			$6049 00	

5789

Bill Sent.	Name.	Amount. Charged.	Amount Paid.	When Paid.
	Forward		$ 6049 00	
"	Mr Clark		10 00	
"	Mr		10 00	
10	Mr Donovan		25 00	
"	Mr Browne		10 00	
"	Mrs D'alton		10 00	
13	Mr Vicars		10 00	
"	Mr Griffin		10 00	
15	Mrs Smith		25 00	
14	Miss Rosenfeld		10 00	
14	Mrs Watkins		20 00	
"	Mr Hamburger		10 00	
23	B C Howard		10 00	
"	Mr Miller		10 00	
"	Mrs Gay		10 00	
25	Mrs Rosenfeld		20 00	
24	Mrs Reeder		10 00	
Mg 2	Mr Gusdorf		10 00	
	J. R. Bracket		25 00	
5	B Rosenheim		10 00	
"	G B Carter		20 00	
"	Eiseman Calla		20 00	
"	Mr O'Connor		25 00	
"	Mr Venable		15 00	
8	Mr Arnfeld		15	
"	Mr		10 00	
"	Mr Mullinix		10 00	
"	Mr Elliot		10 00	
"	a S Abell		250 00	
			$6679 00	

Bill Sent.	Name.	Amount Charged.	Amount Paid.	When Paid.
May 9.	Forward		6679 00	
"	Mr Baker		25 00	
"	Mrs Stillwell		10 00	
11	Mr Fitzgerald		20 00	
13	Capt Lemon		25 00	
14	Mr Randall		50 00	
"	Isletart.		10 00	
16	Mrs Joel Gulman		20 00	
"	Mrs Aughinbough		10 00	
"	Mrs Maynard		10 00	
18	John Lubell		100 00	
19	Mr Ward		10 00	
"	Walker		10 00	
21	Mr Dew		20 00	
"	Mr Wingert.		10 00	
22	Mr Jordan		10 00	
29	Mrs McCann		10 00	
30	Mrs Hayward		20 00	
"	Miss McCodeum		10 00	
"	Miss Alexand		10 00	
June 5	Mr Warfield		10 00	
"	Mrs Marsue		10 00	
"	Mr Claridge		10 00	
7	Judge Wagner		10 00	
7	Mr Ross		10 00	
7	Mr Ballard		10 00	
"	Mr Allen		10 00	
"	Mr Green		10 00	
			7049 00	

Bill Sent.	Name.	Amount Charged.	Amount Paid.	When Paid.
Jan	Forward		$ 7049.00	
9	Mr Whitling		10 00	
10	Mr Steele		25 00	
"	Mr McGuire		25 00	
"	Mr Flederman		10 00	
"	Mr Abbott		10 00	
11	Mr Pinckard		20 00	
15	Mrs Swindel		10 00	
16	Mr Daniel		25 00	
17	Mr McKally		10 00	
"	Mr Goodman		10 00	
18	Mr Bleyer		10 00	
"	Mr Bonnet		10 00	
19	Mrs Oram. (Mr Pitt		10 00	
"	Mr Jenkins		10 00	
20	Mr Steven.		10 00	
"	Mr Oellinger		10 00	
22	Mrs Lathrop		10 00	
"	Mr Hill		25 00	
"	Mr Hill		10 00	
23	Mrs Hill		10 00	
24	Mr Grace		10 00	
"	Mr Blackshere		25 00	
26	Mr Cox		10 00	
27	Mr Crabbree		15 00	
"	Mr Sadler		10 00	
29	Mr		15 00	
30	Mrs Jeffers		10 00	
			$ 7414 00	

Bill Sent.	Name.	Amount Charged.	Amount Paid.	When Paid.
July	Forward		$7414 00	
7	Mrs Tilfer		25 00	
"	Mrs Mills		10 00	
9	C B Turnbull		20 00	
"	Mrs Sleeth		10 00	
"	J H Pleasents		25 00	
"	Mrs Baldwin		10 00	
"	Geo E Snipe		20 00	
"	T K Carey		20 00	
"	W H Morris		20 00	
"	D C Woods		15 00	
"	W. E Boyd		20 00	
"	E de Bullet		35 00	
11	Mrs Lauer Estate		30 00	
	Benj. Shaum		10 00	
14	Mrs Leach } Hamilt		10 00	
"	Mrs Brown }		25 00	
18	Mrs Cullam		10 00	
"	Mrs Lock		20 00	
"	Mrs Wallace		10 00	
"	Mrs Smithers		10 00	
"	Mrs Hoffman		10 00	
"	T S Baer		10 00	
"	Mrs Monroe		20 00	
21	Mrs C St Mullett		10 00	
Aug 2	Mrs Conrad		100 00	
"	Mrs Zugenheimer		20 00	
"	Mrs Shoemaker		10 00	
			$7949 00	

Bill Sent.	NAME.	Amount Charged.	Amount Paid.	When Paid.
	Forward	$	7949 00	
20	Mrs T H Carey		15 00	
Sept 4	Saunders (T & K		115 70	
0	Mrs Edmunds		20 00	
"	Rev Bryden		10 00	
"	Mrs Lathrop		10 00	
7	Mrs Dunn		20 00	
"	Mrs Mowen		20 00	
8	Jno Smith		35 00	
"	Edmunds		10 00	
10	D Malcolm		10 00	
12	Mrs Peters		25 00	
14	W Watson		10 00	
16	Mrs Snyder		10 00	
"	W Clark Estate		10 00	
"	Mrs Kirkland		10 00	
"	Mrs Fullerton		20 00	
17	Morris Carey		20 00	
"	E R Lawrence		10 00	
"	Mrs Williams		10 00	
"	O C Green Estate		58 00	
"	Mrs Bayne		20 00	
18	T R Taylor		15 00	
20	L Susskin		10 00	
"	E H Boulton		10 00	
"	Geo Forbes		10 00	
"	Ds. Elliott		10 00	
21	Mrs Dannel		20 00	
"	Mrs Mc Roberts		10 00	
		$	8502 70	

Bill Sent.	Name.	Amount Charged.	Amount Paid.	When Paid.
Sept	Forward		$ 8502 70	
21	Mrs Mr Rosenfeld		10 00	
23	S. Greenwald		10 00	
25	Mrs Blunt		10 00	
27	Mr Weinberg		10 00	
29	Mr Rae		20 00	
30	Mrs Meyer		15 00	
Oct. 1	Mrs Covington		10 00	
2	Mrs Cromwell		10 00	
3	Mr Heckheimer		10 00	
"	Mrs Ragan		20 00	
4	Mr Wagner		15 00	
5	Mr Blumenthal		25 00	
"	Mr Fisler		10 00	
"	Mr Scheimer		10 00	
6	Mr G H Hultzler		20 00	
"	Mr McCable		20 00	
"	Mrs Peyton		20 00	
"	Mr Vaughan		10 00	
7	Mr Williamson		25 00	
8	Mr Brady		15 00	
"	Mrs Turner		10 00	
9	Mr McLennan		100 00	
10	Mr Wilcox, (Rob)		10 00	
"	B Barr		10 00	
11th	Mr Pallen		10 00	
"	Mr De Knight		20 00	
12	Mr Bachman		20 00	
14	I S Rosenthal		20 00	
			$ 8997 70	

Bill Sent.	Name.	Amount Charged.	Amount Paid.	When Paid.
	Forward		$ 8997 70	
	Mr Wiesner		10 00	
	Mrs Greif		10 00	
	Mrs Kalezenstein		10 00	
	Freeman		10 00	
	S H Forey		25 00	
	D Davis		20 00	
	Mrs Freeny		10 00	
	Mrs Sarlonis		10 00	
	Mr Emmons		100 00	
	Mr J Hardinger		10 00	
	Mr Hopkins		10 00	
	Mr Ford		20 00	
	Mr Wilson		20 00	
	Miss McDougall		20 00	
	Miss Nicholls		10 00	
	Mr Hammond		10 00	
	R Smith		10 00	
	May Estate		30 00	
	Mrs Eiseman		10 00	
2nd	Mr Holtzman		10 00	
"	Mrs Horton		10 00	
4	Mrs Montgomery		10 00	
"	Mr C S Abell		25 00	
4	Miss Rosenfeld		10 00	
5	Miss McCallam		20 00	
"	Mrs Greenwald		10 00	
"	Mr Maire		10 00	
5	J K Smith		10 00	
			$ 9467 70	

Bill Sent.	Name.	Amount Charged.	Amount Paid.	When Paid.
11. 6.	Forward		$9467 70	
7	W Starr Gephart		10 00	
"	Mrs Jones		10 00	
"	Mrs Clagett		10 00	
12	Mrs McClung		20 00	
15	Mrs Miller		10 00	
16	Mrs Amos		10 00	
"	Mr McKerson		10 00	
"	Mr Williams		20 00	
"	Mrs Lyons		10 00	
18	Mr Parkes		20 00	
"	Mr Bond		25 00	
19	Townsend Estate		20 00	
20	Mr Stanton		20 00	
21	Mrs Kelly		20 00	
22	Mr Schnacker		10 00	
"	Mr Raffin		20 00	
23	Mrs Levi		10 00	
24	Mr Bronson		25 00	
24	Mr Hanson		10 00	
"	Mr Dubois		25 00	
25 "	Mr Summer		25 00	
27	Mr Stanbliss		15 00	
"	Mrs Taylor		10 00	
28	Mrs Goldenberg		10 00	
30	Mrs Graves		10 00	
12. 1	Mr Hallgarten		30 00	
" 4	Mr Loar		20 00	
"	Mrs Halbiste		30 00	
			$9932 70	

Bill Sent.	Name.	Amount Charged.	Amount Paid.	When Paid.
	Forward		$ 9932 70	
	Mrs Froelich		10 00	
7	Miss Patterson		10 00	
8	Mrs Baker		10 00	
"	Mr Eakle		10 00	
9	Wilson Estate		20 00	
10	Mr Cleary		10 00	
11	Miss Davis		10 00	
"	Chas bill		20 00	
14	Mr Crilly		25 00	
16	Mr Lewis		20 00	
22	C & Cumbel		10 00	
26	Mrs Williams		10 00	
28	Mr Hess		10 00	
"	Mr Norwood		10 00	
30	Mr Wright Rent		5 00	10427.70
11	Mrs Ransom		500 00	
	Total		10642 70	

Bill Sent.	NAME.	Amount Charged.	Amount Paid.	When Paid.

Bill Sent.	NAME.	Amount Charged.	Amount Paid.	When Paid.

Bill Sent.	NAME.	Amount Charged.	Amount Paid.	When Paid.

Bill Sent.	NAME.	Amount Charged.	Amount Paid.	When Paid.

Bill Sent.	NAME.	Amount Charged.	Amount Paid.	When Paid.

DERCUM ON NERVOUS DISEASES.—Just Ready.

A Text-Book on Nervous Diseases. By American Authors. Edited by F. X. DERCUM, M.D., Clinical Professor of Diseases of the Nervous System in the Jefferson Medical College, Philadelphia. In one handsome octavo volume of 1046 pages, with 341 engravings and 7 colored plates. Cloth, $6.00; leather, $7.00. (Net.)

LIST OF CONTRIBUTORS.

N. E. BRILL, M.D.,
CHARLES W. BURR, M.D.,
JOSEPH COLLINS, M.D.,
CHARLES L. DANA, M.D.,
F. X. DERCUM, M.D.,
GEO. E. DE SCHWEINITZ, M.D.,
E. D. FISHER, M.D.,
LANDON CARTER GRAY, M.D.,
C. A. HERTER, M.D.,
GEORGE W. JACOBY, M.D.,
WILLIAM W. KEEN, M.D.,
PHILIP COOMBS KNAPP, M.D.,
JAMES HENDRIE LLOYD, M.D.,
CHARLES K. MILLS, M.D.,
S. WEIR MITCHELL, M.D.,
CHARLES A. OLIVER, M.D.,
WILLIAM OSLER, M.D.,
FREDERICK PETERSON, M.D.,
MORTON PRINCE, M.D.,
WHARTON SINKLER, M.D.,
M. ALLEN STARR, M.D.,
JAMES C. WILSON, M.D.

PARVIN'S SCIENCE AND ART OF OBSTETRICS.

New (3d) Edition. Just Ready.

The Science and Art of Obstetrics. By THEOPHILUS PARVIN, M.D., LL.D., Professor of Obstetrics and the Diseases of Women and Children in Jefferson Medical College, Philadelphia. New (3d) edition. In one very handsome octavo volume of 677 pages, with 267 engravings, and 2 colored plates. Cloth, $4.25; leather, $5.25.

CASPARI'S PHARMACY.—Just Ready.

A Treatise on Pharmacy. For Students and Pharmacists. By CHARLES CASPARI, JR., Ph G., Professor of the Theory and Practice of Pharmacy in the Maryland College of Pharmacy, Baltimore. In one handsome octavo volume of 678 pages, with 288 engravings. Cloth, $4.50.

HARE'S PRACTICAL THERAPEUTICS.—New (5th) Ed.

A Text-Book of Practical Therapeutics; With Especial Reference to the Application of Remedial Measures to Disease and their Employment upon a Rational Basis. By HOBART AMORY HARE, M.D., Professor of Therapeutics and Materia Medica in the Jefferson Medical College of Philadelphia. With special chapters by DRS. G. E. DE SCHWEINITZ, EDWARD MARTIN and BARTON C. HIRST. New (5th) edition. In one octavo volume of 740 pages. Cloth, $3.75; leather, $4.75. *Just ready.*

HAYEM AND HARE'S PHYSICAL AND NATURAL THERAPEUTICS.—Just Ready.

Physical and Natural Therapeutics. The Remedial Use of Heat, Electricity, Modifications of Atmospheric Pressure, Climates, and Mineral Waters. By GEORGES HAYEM, M.D., Professor of Clinical Medicine in the Faculty of Medicine of Paris. Edited with the assent of the Author, by HOBART AMORY HARE, M.D., Professor of Therapeutics in the Jefferson Medical College of Philadelphia. In one handsome octavo volume of 414 pages with 113 engravings. Cloth, $3.00.

GRAY ON NERVOUS AND MENTAL DISEASES.

New (2d) Edition. Just Ready.

A Practical Treatise on Nervous and Mental Diseases. By LANDON CARTER GRAY, M.D., Professor of Diseases of the Mind and Nervous System in the New York Polyclinic. New (2d) edition. In one very handsome octavo volume of 728 pages, with 172 engravings and 3 colored plates. Cloth, $4.75; leather, $5.75.

DUANE'S MEDICAL DICTIONARY.

The Students' Dictionary of Medicine and the Allied Sciences. Comprising the Pronunciation, Derivation and Full Explanation of Medical Terms; together with much collateral descriptive matter, numerous tables, etc. By ALEXANDER DUANE, M.D., Assistant Surgeon to the New York Ophthalmic and Aural Institute; Reviser of Medical Terms for Webster's International Dictionary. In one large square octavo volume of 658 double-columned pages. Cloth, $4.25; half leather, $4.50; full sheep, $5.00. Thumb-letter Index for quick use, 50 cents extra.

FLINT'S PRACTICE OF MEDICINE.—7th Edition.

A Treatise on the Principles and Practice of Medicine. Designed for the use of Students and Practitioners of Medicine. By AUSTIN FLINT, M.D., LL.D., Professor of the Principles and Practice of Medicine and of Clinical Medicine in Bellevue Hospital Medical College, N. Y. Seventh edition, thoroughly revised by FREDERICK P. HENRY, M.D., Professor of the Principles and Practice of Medicine in the Woman's Medical College of Pennsylvania, Philadelphia. In one very handsome octavo volume of 1143 pages, with illustrations. Cloth, $5.00; leather, $6.00.

ASHHURST'S SURGERY.—6th Edition.

The Principles and Practice of Surgery. By JOHN ASHHURST, JR., M.D., Barton Professor of Surgery and Clinical Surgery in the University of Pennsylvania, Surgeon to the Pennsylvania Hospital, Philadelphia. Sixth edition, enlarged and thoroughly revised. In one octavo volume of 1161 pages, with 656 illustrations. Cloth, $6.00; leather, $7.00.

NORRIS & OLIVER'S OPHTHALMOLOGY.

A Text-Book of Ophthalmology. By WILLIAM F. NORRIS, M.D., Professor of Ophthalmology in the University of Pennsylvania, and CHARLES A. OLIVER, M.D., Surgeon to Wills' Eye Hospital, Philadelphia. In one very handsome octavo volume of 632 pages, with 357 engravings and 5 colored plates. Cloth, $5.00; leather, $6.00.

PLAYFAIR'S MIDWIFERY.—8th Edition.

A Treatise on the Science and Practice of Midwifery. By W. S. PLAYFAIR, M.D., F.R.C.P., Professor of Obstetric Medicine in King's College, London. Sixth American from the eighth English edition. Edited, with additions, by ROBERT P. HARRIS, M.D. In one very handsome octavo volume, of 697 pages, with 217 engravings and 5 plates. Cloth, $4.00; leather, $5.00.

THE

MEDICAL NEWS

VISITING-LIST.

1897.

THIRTY PATIENTS PER WEEK.



PHILADELPHIA:
LEA BROTHERS & CO.
1896.

3

Copyright, 1896, by Lea Brothers & Co.

CONTENTS.

	PAGE
How to Keep Accounts	3
How to Keep the Visiting-List	3
Signs of Dentition	3
To Find Day of Confinement	4
Thermometric Scales	4
Weights and Measures (Ordinary and Metric)	4
Comparative Scales	5
Examination of the Urine	6-9
Important Incompatibles	9
Artificial Respiration	10
Table of Eruptive Fevers	11
Poisons and Antidotes	12-13
Table of Doses	14-19
Therapeutic Reminders	20-27
Ligation of Arteries	28-32

Daily Record	34-139
General Memoranda	140-147
Obstetric Engagements and Practice	148-159
Vaccinations	160-163
Death Register	164-167
Addresses of Patients	168-171
Addresses of Nurses	172-173
Cash Account	174-192

HOW TO KEEP ACCOUNTS.

1. Keep your visiting list in such a way that you can fully explain it.
2. Transfer a record of your services at short intervals to a ledger, stating the items.

HOW TO KEEP THE VISITING LIST.

ENTER the names in the proper columns, and, in case of a new patient, the address (or husband's or parent's name and address) in the right-hand page under the head of "Memoranda." Under the proper date make a little dot • in lead pencil for a visit *to be paid*, and if at a special hour, write this down: 10 A. M. When a visit is paid make a diagonal stroke in ink, /. When several visits are paid a series of strokes, ////, may be made, or one with a little star */, and in the memorandum column the number of visits, "*4 visits," may be written in. A night-visit should be marked *N*. For an expected office case a small circle in lead pencil, ○, should be made, and when the patient has come a diagonal stroke in ink, ϕ. For a consultation write *C*, and in the "Memoranda" "Consultation with Dr. ——" (whoever asked you in consultation). When you *call* a consultant mark the visit */, and in the "Memoranda" column write "*Dr. —— in consultation." A confinement case may be marked *Cf.*, and anything special noted in column for memoranda. A vaccination should be marked *V*.

SIGNS.

•	*Visit to be made.*
/	*Visit made.*
••	*Second Visit to be made same day.*
//	*Second Visit made.*
N	*Night Visit.*
○	*Office Visit expected.*

ϕ	*Office Visit.*
C	*Consultation (when you are the consultant).*
Cf.	*Confinement Case.*
V	*Vaccination.*
*	*Refers to a special note in column headed "Memoranda."*

DENTITION.

THE first teeth usually appear at about the seventh month, but they may be cut earlier or later without any presumption of disease. The first or temporary set of teeth numbers twenty, and appears approximately as follows (the numbers indicate months):

Molars.	Canine.	Incisors.	Canine.	Molars.
24—12	18	9—7—7—9	18	12—24

The permanent teeth appear about as follows (the numbers indicate years):

Molars.	Bicuspids.	Canine.	Incisors.	Canine.	Bicuspids.	Molars.
25—13—6	10—9	11	8—7—7—8	11	9—10	6—13—25

TO FIND DAY OF CONFINEMENT.

COUNT backward three months from the last day of menstruation, and add one year and seven days to the date thus reached. It should never be forgotten that an exact reckoning of the date of confinement is impossible, errors of one or two weeks being sometimes made.

THERMOMETRIC SCALES.

To convert Degrees of the Centigrade Scale into those of Fahrenheit: Multiply the number of the former by 9 and divide by 5, if the temperature was above the freezing-point (0°), add 32°; if it was below the freezing-point, subtract the result from 32°.

To convert Degrees of the Fahrenheit Scale into those of Centigrade: If the temperature be above the freezing-point (32°), subtract 32; if it be below the freezing-point, subtract the number from 32; then multiply the remainder by 5 and divide by 9.

In taking temperatures, the thermometer should always be used in the same situation (axilla, mouth, etc.), and left in for the same length of time (from five to seven minutes). It is important also, in keeping a record or making a report, to state the situation of the thermometer.

ORDINARY WEIGHTS AND MEASURES.

Troy, or Apothecaries', Weight.

20 grains (gr.)	= 1 scruple (℈)	= 20 grains.
3 scruples	= 1 drachm (ʒ)	= 60 "
8 drachms	= 1 ounce (℥)	= 480 "
12 ounces	= 1 pound (℔)	= 5760 "

Wine, or Apothecaries', Measure.

60 minims (♏)	= 1 fluidrachm.
8 fluidrachms (fldr.)	= 1 fluidounce.
16 fluidounces (floz.)	= 1 pint.
2 pints (O)	= 1 quart.
4 quarts	= 1 gallon (Cong.) = 321 cubic inches.

Linear Measure.

12 lines = 1 inch.

THE METRIC SYSTEM.

THIS system gets its name from the meter, which is the unit of linear measure. It is equal to 39.370432 inches, or a little over three and one-quarter feet.

The gram is the unit of weight, and is equal to 15.432 grains (Troy).

The liter is the unit of solid or fluid measure, and is equal to 1.0567 quarts.

The names of the higher weights and measures are formed by prefixing to the name of the unit the Greek terms deka, hecto, kilo, and myria. The names of the fractional weights and measures are formed by prefixing to the name of the unit the Latin terms deci, centi, milli.

COMPARATIVE SCALES, showing at a glance the exact equivalent of ordinary weights and measures in those of the Metric System, and *vice versa.*



The equivalents of fractions, whether large or small, may be found with great nicety by these scales. For instance, ⅛ grain = ⅛ of the metric equivalent of 7 grains, and 1-200 grain = 1-4000 of the metric equivalent of 20 grains. This method is, of course, reversible.

EXAMINATION OF THE URINE.

No clinical investigation is complete without careful and repeated examination of the urine, microscopically as well as chemically. The most important matters to be considered are—

1. Quantity passed in a given time. 2. Appearance (color, transparency, turbidity, etc.). 3. Odor. 4. Reaction (acid or alkaline). 5. Specific gravity. 6. Proportion of urates. 7. Proportion of phosphates. 8. Absence or presence of albumin, and quantity if present. 9. Absence or presence of sugar, and quantity if present. 10. Character of the sediment microscopically.

For ordinary examinations a sample of the first urine passed in the morning is best. It is sometimes necessary to examine in addition a sample specimen taken from the entire quantity passed during twenty-four hours. At other times it is important to examine that passed at stated periods after meals.

1. *Quantity.*—Instruct the patient to throw away the urine passed at a noted hour, and to collect in one vessel all passed subsequently for twenty-four hours up to the same hour of the following day. This quantity is to be accurately measured. The normal quantity is from 40 to 50 fluidounces. Variations occur within normal limits from excessive or insufficient drinking of water, loss by perspiration, etc. Persistent excess (polyuria) or diminution (oliguria) is pathological. The quantity is increased in diabetes insipidus and diabetes mellitus, in chronic nephritis, and, temporarily, in emotional states, including hysteria. The quantity is diminished in acute nephritis, in the last stages of chronic nephritis, in lithemia, in renal insufficiency, in conditions characterized by feebleness of the heart, in Asiatic cholera, in yellow fever, in acute intestinal obstruction, and in febrile conditions generally.

2. *Appearance.*—Normal urine is of an amber color and transparent. The color of the urine varies with its concentration, and may be altered by drugs. Rhubarb imparts a gamboge-yellow color to acid urine, a violet-red color to alkaline urine. Senna imparts a brownish, logwood a reddish, carbolic and gallic acids each a blackish tinge. Of the more important pathological changes, smokiness or redness is usually due to blood; a greenish-yellow or brownish tint usually indicates bile; a milky appearance is caused by that rare condition, chyluria. Urates and uric acid sometimes impart a bright orange-red tint that may be mistaken for blood. When blood is present, the corpuscles will be seen under the microscope, but there is a condition (*hemoglobinuria*) in which the coloring-matter of the blood, but not the corpuscles, passes into the urine. A special test is here necessary.

Normal urine may become turbid on standing. Nearly always a slight cloud of mucus will form, and urates may deposit on cooling, even when not in excess, if the urine is somewhat concentrated. Urine turbid when passed is pathological. Pus and mucus cause turbidity, the nature of which may be distinguished by microscopic examination. Chemically, pus may be detected by the addition of hydrogen dioxide, which causes effervescence from liberation of oxygen, or by allowing it to settle and adding liquor potassæ after pouring off the supernatant urine, when the pus becomes a ropy, viscid mass, easily recognized by its behavior upon attempting to pour it from the test-tube. Turbidity in an acid urine that

clears up on heating is due to urates. Turbidity, increased or unaffected by heat and cleared up by the addition of nitric acid, is caused by phosphates. Very pale, transparent urine, of high specific gravity, usually contains sugar; if of low specific gravity, and there is polyuria, it may be free from abnormal constituent or may contain sugar and likewise albumin.

3. *Odor.*—Urine has a typical odor, sometimes described as aromatic. If alkaline fermentation take place, the urine becomes ammoniacal. The ingestion of turpentine imparts an odor of violets. The urine of diabetes mellitus sometimes has a sweetish odor. The presence of acetone yields an odor resembling that of chloroform.

4. *Reaction* is to be ascertained soon after the passage of the urine by means of slips of litmus-paper, of which the blue is reddened if the secretion is acid, and the red is made blue if the secretion is alkaline; or by turmeric-paper, which is made brown if the secretion is alkaline. The total twenty-four hours' urine of a healthy person is acid. The urine may be alkaline a few hours after a meal, especially if large quantities of alkali have been taken, in cases in which the stomach has been washed out, and in cases of obstinate vomiting. Ammoniacal fermentation will give an alkaline reaction to urine.

5. *Specific Gravity.*—This is ascertained by means of a special form of hydrometer called a urinometer. Normal specific gravity is about 1018 or 1020. Increased specific gravity (1025 or more) indicates excess of solid matters; if the quantity is scanty, usually these are urates or phosphates, or both; but if the quantity is excessive sugar is usually present. If the specific gravity is low (1010 or less), albumin may be suspected.

6. *Urates and Uric Acid.*—In addition to the high specific gravity and turbidity clearing on heat, as already mentioned, urates and uric acid may be detected by examination of the sediment under the microscope. When urates and uric acid only are present, the urine is usually acid, but urates and phosphates may be present together in a faintly acid, neutral, or alkaline urine. Free uric acid is (practically) always abnormal, and urates in noticeable quantity may usually be considered excessive, but only exact quantitative determination of the entire amount passed in twenty-four hours can make this certain.

7. *Phosphates.*—The proportion of phosphates may be roughly ascertained by adding to some urine in a test-tube half its bulk of a solution of caustic potash (1 : 8), and gently warming the mixture. If the deposit which forms is deeper than $\frac{1}{8}$ of an inch in a test-tube $\frac{3}{4}$ of an inch in diameter, containing the mixture to a height of 2 inches, the phosphates are in excess. If much less, they are below normal. Turbidity of the urine which is cleared up by the addition of a little acetic acid is to be set down to an excess of phosphates, unless the urine is stale, when it may be due to alkaline decomposition.

8. *Albumin.*—Before testing for albumin or sugar, the urine should be filtered until perfectly clear. If alkaline, it must be acidulated by adding a drop or two of acetic acid. The most delicate of the reliable tests for albumin is to gently heat to the boiling-point the upper portion of a test-tube about half filled with urine. A resulting cloudiness is due to albumin or phosphates. The addition of a few drops of *acetic acid* will clear up the turbidity due to phosphates, but will not affect that due to albumin.

Heller's test is best performed by putting about 1 inch of nitric acid in a

test-tube, and by means of a pipette allowing a few drops of the filtered urine slowly to trickle down the side of the inclined test-tube, and to lie upon the acid. A more or less white and opaque ring or cloudiness, due to coagulation of the albumin, will form at the junction of the two fluids. The ring may appear at once or develop slowly; hence the test-tube containing the urine and acid should be allowed to stand for about ten minutes before a negative result is recorded.

8. *Sugar.*—The presence of sugar in quantities sufficient to have any pathological significance may be detected by *Boettger's test*, which consists in placing in a test-tube about a drachm each of filtered urine and liquor potassæ, and adding a minute quantity of subnitrate of bismuth. If sugar be present, prolonged boiling will cause a precipitate of metallic bismuth, forming a black deposit at the bottom of the test-tube. A grayish precipitate may be caused by substances other than sugar. The result of the bismuth test is to be corroborated by *Trommer's test.* To the urine alkalinized with potassium hydroxide is added drop by drop a ten-per-cent. solution of copper sulphate until a slight precipitate persists. The occurrence of a yellowish or reddish precipitate of copper oxide on the application of gentle heat indicates the presence of sugar in quantity more than a trace. The reaction will also take place in from six to twenty-four hours without the application of heat.

To determine the *quantity* of sugar, *Fehling's solution* is usually employed. 34.64 grams of pure crystallized copper sulphate are dissolved in pure water, and the solution is made up to 500 c.c. 100 c.c. of sodium hydroxide of a sp. gr. of 1.34 and 175 grams of powdered Rochelle salt are dissolved in 400 c.c. of water, and the solution is also made up to 500 c.c. The two solutions are best kept in separate well-stoppered, dark-colored bottles. For use equal parts are mixed as required. Every 10 c.c. of Fehling's solution requires 5 centigrams of glucose to reduce it completely. The test is best made by placing in a porcelain capsule 5 c.c. each of the two solutions, adding sufficient distilled water to make 50 c.c., and boiling. If no change of color should occur, the test may be proceeded with: 1 part of the urine to be tested having been added to 9 parts of distilled water, this diluted urine is now permitted to slowly flow from a burette into the liquid in the capsule, or is added drop by drop until all the blue color has disappeared. The quantity necessary to effect this may be measured in grams (g) or drops (d). To ascertain the percentage of sugar the following formula may be used:

$$\frac{50}{g} \text{ or } \frac{772}{d} = \text{percentage.}$$

Quantity by the Fermentation Process.—Take specific gravity and record it. Place 8 ounces of urine in a pint bottle, add a piece of compressed yeast about the size of a walnut, insert a perforated cork, and place the bottle in a warm place (86° to 90° F.) for four or five hours or longer. Then allow the urine to cool, and again take sp. gr. Each degree of loss of sp. gr. represents about one grain of sugar to the ounce, or the total number of degrees lost multiplied by 0.23 will give the sugar percentage.

If sugar be found, frequent examinations must be made for

Acetone.—1. To a small quantity of the urine add sufficient liquor potassæ or liquor sodæ to secure a distinctly alkaline reaction and then a few drops of a recent one-per-cent. aqueous solution of sodium nitroprusside (gr. v–ʒj). The red color that results soon disappears, but is re-

placed by a purplish-red or violet-red on the addition of acetic acid if acetone be present. After this, examination must be made for

Diacetic Acid.—Solution of chloride of iron is slowly added to the urine; the phosphates thus precipitated are removed by filtration; and more iron chloride is added. If a Bordeaux-red color results part of the urine is boiled and part heated with sulphuric acid and extracted with ether. If the boiled urine gives no reaction with the iron solution, or only a slight coloration, while the iron-chloride reaction with the ethereal extract fades within twenty-four or forty-eight hours, and if acetone is present (see above), we may conclude that the very grave condition of *diaceturia*, a forerunner of diabetic coma, exists.

10. The character of the microscopic sediment is always of great significance. This part of the examination requires special instruction.

IMPORTANT INCOMPATIBLES.

Acacia (gum), with alcohol, iron, lead-water, and mineral acids.

Acids (mineral), with alkalies and relatively weak salts of other acids, such as bromides, chlorides, and iodides.

Alkalies, with acids and with relatively weak salts.

Antipyrin and antifebrin should be given with alcohol or water only.

Arsenic, with tannic acid, salts and oxide of iron, and lime and magnesia.

Bitter infusions and tinctures, with salts of iron and lead.

Bromides, with acids, acid salts, or alkalies.

Calomel, with alkalies, lime-water, salts of iron and lead, and iodide of potassium.

Camphor (spirit of), with water.

Carbonates, with acids and acid salts.

Chlorides, with silver salts, lead salts, and alkalies.

Chloroform (except in minute quantity), with water.

Corrosive sublimate, with alkalies, lime-water, salts of iron and lead, iodide of potassium, albumin, gelatine, and vegetable astringents. (It may, however, be advantageously combined with the tincture of the chloride of iron and the liq. acidi arsenosi of the new Pharmacopœia, or, in spite of the chemical reaction, with iodide of potassium, as in the famous Gibert's syrup.)

Digitalis, with iron and preparations containing tannic acid.

Iron (salts), with anything containing tannic acid. Tincture of the chloride of iron, with alkalies, carbonates, mucilages, and preparations containing tannic acid.

Mucilages, with acids, iron salts, and alcohol.

Potassium (iodide of), with all strong acids and acid salts. (See Corrosive Sublimate.)

Spirit of nitrous ether, with sulphate of iron, tincture of guaiacum, and most carbonates.

Vegetable preparations holding tannic acid, with salts of iron and lead.

Alkaloids are precipitated or destroyed by tannic acid, alkalies, and chlorinous compounds.

ARTIFICIAL RESPIRATION (Sylvester's Method).

FREE the body from any clothing that binds the neck, chest, or waist; turn it over upon the face for a moment, thrusting a finger into the mouth and sweeping it round, to bring away anything that may have gotten in or accumulated there. Then lay the body flat on the back, with something a few inches high under the shoulders, so as to cause the neck to be stretched out and the chin to be carried from the chest. Draw the tongue well forward out of the mouth and let it be held by an assistant. (If there be no one to do this, a pencil or small stick may be thrust across the mouth on top of the tongue and back of the last teeth, to keep the mouth open and the tongue out of the throat.) Place yourself on your knees behind the head, seize both arms near the elbows and sweep them round horizontally, away from the body and over the head till they meet above it; give a good, strong pull, and keep it up for a

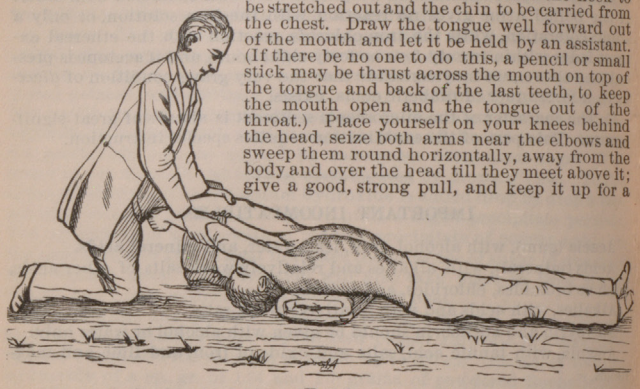

FIG. 1.

few seconds. After this return the arms to their former position alongside the chest, and make strong pressure for a few seconds against the lower ribs, so as to drive the air out of the chest and effect an act of expiration. Rhythmic traction of the tongue may also be practised.

This plan, regularly carried out, will make about 16 complete acts of respiration in a minute. It should be kept up for a long time, and not abandoned until the heart has ceased to beat. It should be remembered that cessation of the pulse at the wrists amounts to nothing as a sign of death; for life may be present when only a most acute ear can detect the sounds of the heart. In a moderately thin person deep pressure with the finger-ends just below the lower end of the breastbone may sometimes reveal pulsation in the aorta when it cannot be found anywhere else.

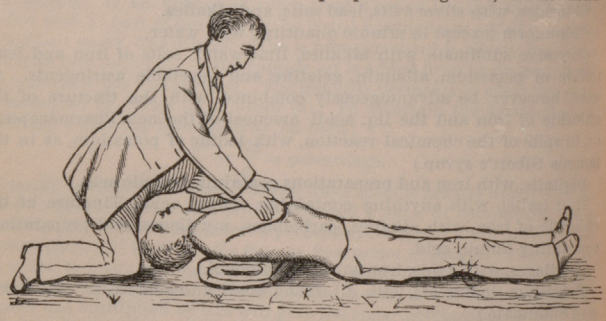

FIG. 2.

TABLE OF ERUPTIVE FEVERS.

Disease.	Manner of Invasion.	Characteristics of Eruption.	Course of Disease.
Scarlatina (Scarlet fever).	Usually sudden; chilliness; high fever; rapid pulse; flushed face; convulsions or coma; sore throat; "strawberry tongue." Incubation: a few hours to a few days.	Appears very early, often on second day. First on neck and chest. May become universal. May be only about joints and very trifling. Bright scarlet; punctate. Followed by desquamation; skin burning hot; sometimes itches.	Progresses steadily and rapidly. Temperature rises to 104°–106°. Defervescence gradual. Coma a dangerous sign. Albumin in urine common, and often true desquamative nephritis. Dur.: wk. or 10 dys.
Rötheln (German measles).	Usually unsuspected. Slight fever or none; mild catarrhal symptoms; vomiting; slight sore throat; enlargement of cervical lymphatic glands almost always present. Incubation: 2 to 3 wks.	Appears early. Often first symptom noted, first on face and neck, then on trunk. Rosy papules, scattered or clustered. Fades in one part and appears in another. Lasts about three days.	Usually mild. Disappears gradually. Duration: week or 10 days.
Varicella (Chicken-pox).	Usually unsuspected. Slight fever or none; slight malaise or none. Incubation: about 2 weeks.	Appears early. Usually on chest and shoulders, then on body and limbs and face. Distinct, clear, shot-sized vesicles; sometimes with distinct areola and even umbilicated; appear in successive crops; usually few in number.	Usually mild. Vesicles disappear by drying up. May form pus and leave pits. Duration: about a week.
Variola (Smallpox).	Usually sudden; chill; high fever; rapid pulse; violent pain in head and back; debility; mucous membranes often involved. Temperature falls with appearance of rash. Incubation: about 12 days.	Appears on third or fourth day; first on face, and spreads over whole body and limbs in a day or two. Fine shot-like papules; then vesicles; then umbilicated pustules, about eighth day developing adherent crusts; well-marked areola. Intense itching. Peculiar odor.	Symptoms grow worse as pustules mature. Often severe constitutional disturbance. Great restlessness and desire to scratch the eruption. Defervescence gradual and slow. May be interrupted or exacerbate. Crusts fall off, and often leave deep pits (pocks). Duration: about 3 weeks.
Morbilli (Measles).	Generally sudden; chilliness or even convulsions; moderate fever; lachrymation; catarrh of respiratory passages; bronchitis. Temperature rises with appearance of rash. Incubation: 2 wks.	Appears about fourth day; first on face, and spreads to body and limbs. May be limited; usually almost universal. Consists of rosy papules, arranged in parts of circles (crescentic); appears sometimes in successive crops.	Usually mild and regular. Temperature may be high from complications. Lasts about a week. Recovery rapid. Duration: week or 10 days.

POISONS AND ANTIDOTES.

THE following table contains suggestions for the proper treatment of those forms of poisoning most likely to occur. Though brief, they are all that will be needed to prompt the physician's memory:

POISON.	TREATMENT.
Nature unknown	Provoke repeated vomiting; Give bland liquids; Stimulate, if necessary; keep up breathing.
Acids— Sulphuric, Nitric, Hydrochloric, Oxalic,	Give an alkali (soap, soda, and whitewash usually at hand); limewater; magnesia; Provoke vomiting; avoid stomach-pump; Give ice cream and bland fluids; Secure rest; relieve pain by opium; Stimulate, if necessary; Feed by enema.
Hydrocyanic Acid and *Potassium Cyanide*	Stomach-pump or emetic; Stimulate; potassium permanganate; Give dilute ammonia-water—by intravenous injection, if necessary; chlorine-water; Cold affusions; Give atropine, gr. $\frac{1}{60}$, hypodermatically.
Carbolic Acid and *Creosote*	Give Epsom salts, dilute sulphuric acid, glycerin, and oil; atropine, hypodermatically; Stomach-pump or emetics; White of egg; amyl nitrite; Stimulate; artificial heat.
Alkalies— Ammonia, Soda, Potash, Lye,	Give vinegar, lemon-juice, or orange-juice, or other acid or a fixed oil; Give bland liquids; Secure rest; relieve pain by opium; Stimulate, if necessary.
Arsenic— Paris green, Scheele's green, Fowler's solution,	Stomach-pump or emetics; Give hydrated oxide of iron or dialyzed iron and magnesia; Give dose of castor oil; Secure rest; Stimulate, if necessary.
Acetate of Lead	Stomach-pump or emetics; Give Epsom salts or dilute sulphuric acid; Milk, raw eggs, and water; Morphine hypodermatically for pain; Potassium iodide to eliminate the drug.
Mercury, *Corrosive sublimate,* *Antimony,* *Tartar Emetic,*	Emetics; careful lavage; Give some infusion containing tannic acid; Give raw eggs and milk; bland liquids; Give dose of castor oil; Stimulate, if necessary.
Copper Salts	Give albumin (milk, raw eggs); Stomach-pump or emetics; Give bland fluids.
Phosphorus	Provoke vomiting by repeated five-grain doses of sulphate of copper; Potassium permanganate ($\frac{1}{4}$–$\frac{1}{2}$ per cent.); Give dose of magnesia, but *no* oil.
Nitrate of Silver (lunar caustic)	Give strong salt and water; } repeat many Provoke vomiting; } times.
Iodine	Stomach-pump or emetics; Give starch and water; Give bland fluids.

POISON.	TREATMENT.
Opium—Morphine, Laudanum, Paregoric, etc.,	Stomach-pump; emetic; potassium permanganate, by mouth or hypodermatically; ammonia; hot strong coffee by the bowel; atropine hypodermatically; oxygen-inhalations; artificial respiration; lingual traction.
Chloral—Paraldehyde,	Stomach-pump or emetic; artificial heat; massage; stimulate; strychnine; amyl nitrite; artificial respiration.
Nux Vomica—Strychnine, Picrotoxin,	Stomach-pump or emetic; animal charcoal or tannic acid; bromide and chloral; amyl nitrite; chloroform or ether; curare; artificial respiration.
Aconite—Veratrum viride,	Stomach-pump or emetic; stimulate; heat; atropine; artificial respiration.
Hemlock, Toadstool, Tobacco, etc., etc.,	Provoke vomiting and give a purge; tannic or gallic acid; Stimulate well; keep up breathing.
Belladonna or *Atropine, Hyoscyamus* or *Hyoscyamine, Duboisia* or *Duboisine, Stramonium* or *Daturine,*	Stomach-pump or emetic; stimulate; Enema hot strong coffee; artificial heat; pilocarpine hypodermatically; artificial respiration.
Alcohol	Stomach-pump or emetic; Give ammonia and water.
Decayed Meat or Vegetables	Provoke vomiting; wash out stomach; Give a purgative; give an enema; Give powdered charcoal and hydrogen dioxide.
Poisonous Gases—Carbonic acid or oxide, Sulphuretted hydrogen,	Fresh air; oxygen; Artificial respiration; Amyl nitrite or nitro-glycerin; Stimulation.

To provoke vomiting, warm water may be used, with or without ground mustard (a tablespoonful to a pint of water), or ipecac (a teaspoonful of the powder or a tablespoonful or so of the syrup), or a finger may be thrust down the throat. It is best to give large quantities (that is, a pint at a time) of warm water whenever vomiting is to be excited. The stomach-pump or simple siphon-tube, if accessible, is better.

Bland liquids are milk, raw eggs, some sort of oil, mucilage, barley-water, gruel, etc.

Stimulants are tea, coffee, whiskey, wine, etc., or ammonia and water. Of this last a teaspoonful in a teacupful of water will be enough for a dose. In making tea or coffee one must not wait to do it as if for the table, but mix hot water and the leaves or grounds, squeeze them well, stir together, and give the whole—leaves, grounds, everything.

Alkaline antidotes which are most likely to be at hand are ammonia and water (a tablespoonful in two teacupfuls of water), soap and water, lime, whiting, soda, chalk, tooth-powder, plaster, magnesia, white-wash, and even wood-ashes.

Acid antidotes most commonly accessible are vinegar and lemon-juice.

In giving an antidote it is well to remember that it is not always necessary to wait for it to dissolve, but that it may be stirred up in any fluid at hand (except oil), and swallowed immediately.

Antagonists are drugs which physiologically oppose the poison, as atropine to opium, chloral to strychnine, pilocarpine to atropine.

TABLE OF DOSES

OF REMEDIES MOST FREQUENTLY ADMINISTERED.

For hypodermatic use the dose should be *half* that used by the mouth.
For use by rectum the dose should be *twice* that used by the mouth.
Doses for Children.—Dr. Young's rule: Add 12 to the age, and divide by the age to give the denominator of a fraction, the numerator of which is 1. Example: For a child two years old, $\frac{12+2}{2} = \frac{1}{7}$; the dose should be $\frac{1}{7}$th that for an adult. In giving powerful medicines and opium still smaller doses must be used for children.

Remedies.	Grains or Minims.	Grams or Cubic Centimeters.
Abstracta. (*See Extracta. Double the dose.*)		
Acetanilid (antifebrin)	2—15	0.1 — 1.
Acid. arsenios	$\frac{1}{64}$—$\frac{1}{20}$	0.001 — 0.003
benzoic	5—15	0.3 — 1.
boric	5—10	0.3 — 0.65
camphoric. (to check night-sweats)	15—30	1. — 2.
carbolic	$\frac{1}{2}$— $1\frac{1}{2}$	0.03 — 0.1
gallic	5—15	0.15 — 1.
gall. in albuminuria	10—60	0.65 — 4.
hydrobrom. dil	10—60	0.65 — 4.
hydrocyan. dil	2— 6	0.1 — 0.35
hydrochlor. dil	5—20	0.3 — 1.3
nitric. dil	5—20	0.3 — 1.3
nitro-hydrochlor. dil	5—20	0.3 — 1.3
phosphoric. dil	5—30	0.3 — 2.
salicylic	5—20	0.3 — 1.3
sulphuric. dil	5—30	0.3 — 2.
sulphuric. arom	5—15	0.3 — 1.
sulphuros	30—60	2. — 4.
tannic	2—10	0.1 — 0.65
Aconitina (white crystals)	$\frac{1}{300}$—$\frac{1}{200}$	0.0002— 0.0003
Adonidin (heart-tonic)	$\frac{1}{100}$— $\frac{1}{30}$	0.006 — 0.02
Agaricin (to check night-sweats)	$\frac{1}{8}$— $\frac{1}{4}$	0.008 — 0 015
Agathin (analgesic)	8—15	0.5 — 1.
Aloe	2— 5	0.13 — 0.3
Aloinum	$\frac{1}{8}$— 3	0.008 — 0.18
Ammonii benzoas	10—20	0.65 — 1.3
bromid	5—30	0.3 — 2.
carb	3—10	0.2 — 0.65
chlorid	10—30	0.65 — 2.
iodid. *vel* valer	2—15	0.1 — 1.
Amyl nitris (inhaled or internally)	2— 5	0.1 — 0.35
Amylene hydrate (hypnotic)	10—60	0.6 — 4.
Analgen (analgesic, antipyretic)	8—30	0.5 — 2.
Antimon. et pot. tart.; diaph	$\frac{1}{20}$—$\frac{1}{10}$	0.003 — 0.006
et pot. tart.; emetic	1— 2	0.06 — 0.13
oxysulphuret	$\frac{1}{2}$— 2	0.03 — 0.13
Antipyrin	2—15	0.1 — 1.
Apiol	5—10	0.3 — 0.65
Apomorph. hydrochlor	$\frac{1}{30}$—$\frac{1}{10}$	0.003 — 0.006
Argenti nitras	$\frac{1}{6}$— $\frac{1}{2}$	0.01 — 0.03
oxidum	$\frac{1}{2}$—2	0.032 — 0.13
Arsenii iodidum	$\frac{1}{64}$—$\frac{1}{10}$	0.001 — 0.006
bromid	$\frac{1}{64}$—$\frac{1}{16}$	0.001 — 0.004

Remedies.	Grains or Minims.	Grams or Cubic Centimeters.
Asaprol (locally, 2%), internally	5— 20	0.3 — 1.3
Atropinæ sulphas	1/128— 1/32	0.0005— 0.002
Auri et sodii chlorid.	1/32— 1/8	0.002 — 0.008
Barii chlorid.	1/2— 5	0.032 — 0.3
Benzonaphthol	2— 10	0.13 — 0.65
Beta-naphthol	2— 5	0.13 — 0.32
Bismuthi subnitras	5— 60	0.3 — 4.
salicylas *vel* subgallas	5— 20	0.3 — 1.3
Bromoformum (in whooping-cough, etc.)	5— 10	0.3 — 0.65
Butyl-chloral hydrate	5— 10	0.32 — 0.65
Caffeina	1— 5	0.06 — 0.3
Calcii chlorid. hydrat.	5— 20	0.3 — 1.3
Calcii lacto-phosphas	5— 10	0.3 — 0.65
Camph. monobrom.	2— 5	0.1 — 0.3
Capsicum	1— 5	0.6 — 0.3
Cerii oxalas	1— 10	0.06 — 0.6
Chloral	3— 20	0.2 — 1.3
Chloralose (hypnotic, sedative)	3— 10	0.2 — 2.6
Chloralamidum (hypnotic)	15— 60	1. — 4.
Chloroformum	1— 30	0.06 — 2.
Chrysarobinum	1/8— 3	0.01 — 0.2
Cinchonidina, and its salts	5— 30	0.3 — 2.
Cocaina (locally, 1 to 4 % sol.), internally	1/16— 1/2	0.004 — 0.03
Codeina	1/16— 2	0.004 — 0.13
Colchicin	1/100— 1/50	0.0006— 0.0013
Coniina, and its salts	1/100— 1/6	0.0006— 0.01
Copaiba	15— 60	1. — 4.
Creosotum	½ gradually increased.	0.03 gradually increased.
Creolin (locally, ½ to 2 % sol.), internally	1/2— 5	0.03 — 0.3
Croton chloral	1— 5	0.06 — 0.3
Cubeba	2— 60	0.12 — 4.
Cupri acetas	1/8— 1/2	0.008 — 0.03
arsenis	1/100	0.0006
sulphas	1/16— 1/4	0.004 — 0.015
Curare	1/32— 1/10	0.002 — 0.006
Digitalinum	1/64— 1/32	0.001 — 0.002
Digitalis	1/8— 2	0.008 — 0.13
Duboisina, and salts	1/128— 1/60	0.0005— 0.001
Elaterinum	1/60— 1/12	0.001 — 0.005
Elaterium	1/16— 1/4	0.004 — 0.016
Emetina, and salts, emetic	1/8— 1/4	0.008 — 0.015
Ergota	15— 60	1. — 4.
Ergotinum	2— 8	0.13 — 0.5
Eserina, and its salts	1/64— 1/20	0.001 — 0.003
Ethyl iodidum (inhalation)	5— 20	0.31 — 1.3
Europhen	1/4— 2	0.016 — 0.13
Exalgin (analgesic; give with alcohol)	2— 6	0.15 — 0.4
Extractum aconiti	1/12— 1/4	0.005 — 0.015
aconiti fluid.	1/2— 1	0.03 — 0.06
aloes aquos	1/2— 10	0.03 — 0.65
bellad. alcohol	1/6— 1/2	0.01 — 0.03
bellad. fl.	1— 3	0.06 — 0.02
buchu fl.	30— 60	2. — 4.
cactus grandiflorus fl.	5— 10	0.31 — 0.62
calumbæ fl.	15— 30	1. — 2.
cannab. ind. (with caution)	1/16— 1/2	0.004 — 0.03
cannab. ind. fl. (with caution)	1/2— 1	0.03 — 0.06
cascaræ sagrad. fl.	10— 30	0.6 — 2.
cimicifugæ fl.	5— 30	0.3 — 2.
colchici fl.	2— 8	0.12 — 0.5
colocynthidis comp.	5— 15	0.3 — 1.
conii fl.	1— 10	0.06 — 0.6
convallariæ fl.	5— 30	0.3 — 2.

Remedies.	Grains or Minims.	Grams or Cubic Centimeters.
Extractum digitalis	⅛— 1	0.008 — 0.06
digitalis fl.	1— 6	0.06 — 0.4
ergotæ	½— 15	0.03 — 1.
ergotæ fl.	15— 60	1. — 4.
erythroxyli fl. (coca)	15—120	1. — 8.
eucalypti fl.	5— 30	0.03 — 2.
euphorbiæ piluliferæ	30— 60	2. — 4.
gelsemii fl.	2— 5	0.13 — 0.3
gossypii fl.	15— 60	1. — 4.
grindeliæ rob. fl.	10— 60	0.6 — 4.
guaranæ fl.	30—120	2. — 4.
hæmatoxyli	10— 30	0.6 — 2.
hydrastis fl.	10—120	0.6 — 2.
hyoscyami alcohol.	½— 2	0.03 — 0.13
hyoscyami fl.	2— 8	0.1 — 0.5
ignatiæ	⅛— ½	0.008 — 0.03
iridis fl.	5— 10	0.3 — 0.65
jalapæ	5— 10	0.3 — 0.65
kavá-kavæ fl.	15— 60	1. — 4.
leptandræ fl.	20— 30	1.3 — 2.
lobeliæ fl.	1— 5	0.06 — 0.3
matico fl.	30— 60	2. — 4.
nucis vomicæ	⅛— ½	0.008 — 0.03
nucis vomicæ fl.	1— 5	0.06 — 0.3
opii	⅛— 1	0.008 — 0.06
physostigmatis	1/15— ⅙	0.004 — 0.01
pilocarpi fl.	5— 30	0.3 — 2.
podophylli	½— 3	0.03 — 0.2
prun. virg. fl.	30— 60	2. — 4.
pulsatillæ fl.	2— 5	0.1 — 0.3
quebracho fl. (aspidosperma)	20— 60	1.3 — 4.
rhei fl.	5— 30	0.3 — 2.
scillæ fl.	2— 3	0.1 — 0.2
scoparii fl.	15— 60	1. — 4.
senegæ fl.	1— 5	0.06 — 0.3
sennæ fl.	60—240	4. —16.
serpent. fl.	20— 30	1.3 — 2.
spigeliæ fl.	10— 60	0.6 — 1.
stillingiæ fl.	15— 45	1. — 3.
stramonii	½— ½	0.015 — 0.03
syzygii jambolini	5— 10	0.3 — 0.7
taraxaci	5— 60	0.3 — 4.
uvæ ursi fl.	30— 60	2. — 4.
valer. fl.	30— 60	2. — 4.
veratr. vir. fl.	2— 8	0.1 — 0.5
viburni prunifolii fl.	30— 60	2. — 4.
xanthoxyli fl.	15— 60	1. — 4.
Fel bovis purif.	5— 10	0.3 — 0.65
Ferri arsen.	1/20— ⅛	0.003 — 0.01
bromid.	1— 5	0.06 — 0.3
carb. sacch.	2— 15	0.1 — 1.
hypophosphis	5— 10	0.3 — 0.65
iodidum sacch.	2— 5	0.13 — 0.33
lactas	1— 3	0.06 — 0.2
oxid. hydrat. cum. magnes. (antidote to arsenic),	{f℥ ½ –f℥ 1 frequently}	16. —32.
pyrophosphas	1— 5	0.06 — 0.3
sulphas	1— 3	0.06 — 0.2
sulphas exsiccat.	½— 2½	0.03 — 0.15
valer.	1— 3	0.06 — 0.2
Ferrum dialys.	1— 15	0.06 — 1.
reduct.	1— 5	0.06 — 0.3
Gallobromol	7½	0.5
Guaiacol (internally)	¼— 5	0.015 — 0.3
(topically)	20— 60	1.3 — 4.

Remedies.	Grains or Minims.	Grams or Cubic Centimeters.
Guaiacol carbonas *vel* benzoas	¼— 10	0.02 — 0.6
Homatropinæ hydrobrom. (mydriatic, locally, 0.2 % to 4 %),	½— 2½	0.01 — 0.15
Hydrarg. chlor. corros.	1/64— 1/10	0.001 — 0.006
chlor. mite	1/16— 10	0.004 — 0.65
iodid. rubr.	1/60— 1/10	0.0013— 0.006
iodid. flav.	⅙— 1	0.01 — 0.06
subsulphas flav. as emetic	2— 5	0.12 — 0.3
c. creta	3— 8	0.2 — 0.5
Hydrastin	3— 5	0.2 — 0.3
Hydrogeni dioxid. (10 vol. sol.), locally (25 to 100 %), antiseptic,	30—120	2. — 8.
Hyoscinæ hydrobrom.	1/100— 1/10	0.0003— 0.0009
Hyoscyaminæ sulph.	1/200— 1/60	0.0003— 0.001
Ichthyol (locally, 10 to 50 %), internally	3— 5	0.2 — 0.3
Infusum digitalis	f℥ 1—f℥ 4	4. —16.
Iodoformum	1— 5	0.06 — 0.3
Iodol	⅙— ½	0.01 — 0.03
Iodum	1/10— ¼	0.006 — 0.015
Ipecacuanha { expect.	⅙— 1	0.01 — 0.06
Ipecacuanha { emet.	15— 30	1. — 2.
Jalapa	15— 30	1. — 2.
Lactophenin (antipyretic)	8— 15	0.5 — 1.
Liq. ammon. acet.	f℥ 2—f℥ 8	8. —32.
arsen. et hydr. iod., potassii arsenit., sodii arsenatis, (*To be increased cautiously.*)	1— 5	0.06 — 1.
ferri chloridi	2— 10	0.15 — 0.65
ferri dialys.	10— 30	0.65 — 2.
potassii citrat.	f℥ 2—f℥ 4	8. —16.
Lithii benzoas *vel* bromid.	5— 20	0.3 — 1.3
carb. *vel* citras	2— 10	0.13 — 0.65
salicylas	5— 30	0.3 — 1.3
Lupulinum	5— 30	0.3 — 2.
Magnesii carb.	15— 60	1. — 4.
citr. gran.	℥ 2—℥ 8	8. —32.
sulphis	10— 30	0.6 — 2.
Malakin (analgesic, antipyretic)	15— 20	1. — 1.3
Mangani oxid. nigr.	1— 5	0.06 — 0.3
Massa copaibæ	5— 30	0.3 — 2.
ferri carb.	5— 15	0.3 — 1.
hydrarg.	1— 15	10 06 — 1.
Methylene blue with powdered nutmeg (malarial fevers),	1— 5	0.06 — 0.3
Mist. asafœtidæ	f℥ 4—f℥ 8	6. —32.
chloroformi	f℥ 1—f℥ 8	4. —32.
ferri et amm. acet.	f℥ 1—f℥ 4	4. —32.
glycyrrhizæ comp.	f℥ 1—f℥ 4	4. —32.
magnes. et asafœt.	f℥ 1—f℥ 4	4. —32.
rhei et sodæ	f℥ ½—f℥ 1	16. —32.
Morphina, and its salts	1/18— ½	0.004 — 0.03
Morrhuol (derivative of cod-liver oil)	3— 60	0.15 — 4.
Moschus	2— 15	0.1 — 1.
Naphthol	2— 5	0.15 — 0.3
Narceina	⅙— ½	0.01 — 0.3
Nitro-glycerinum (*Trinitrin*) 1 % sol.	gtt. 1 increased.	0.06 increased.
Oleoresina aspidii (filix mas)	15— 60	1.0 — 4.0
capsici	⅛— ½	0.01 — 0.03
cubebæ	5— 20	0.3 — 1.3
Oleum copaibæ	8— 15	0.5 — 1.
erigerontis	5— 15	0.3 — 1.
eucalypti	5— 10	0.3 — 0.6
gaultheriæ	3— 10	0.2 — 0.65

Remedies.	Grains or Minims.	Grams or Cubic Centimeters.
Oleum phosphoratum	1— 3	0 06 — 0.2
santali	10— 30	0.7 — 2.
terebinthinæ	2— 30	0.12 — 2.
tiglii	gtt. ½— 2	0.03 — 0.12
Opium (14% morphine)	⅛— 2	0.008 — 0.12
Papayotin	2— 10	0.13 — 0.6
Paraldehyde	20— 60	1.3 — 4.
Phenacetin	2— 6	0.1 — 0.4
Phenocoll hydrochloride	8— 15	0.5 — 1.
Phosphorus	1/128 — 1/50	0.0005— 0.0013
Physostigminæ sulphas	1/128 — 1/60	0.0005— 0.0011
Picrotoxinum	1/120 — 1/60	0.0005— 0.0011
Pilocarpina, and salts	1/64 — ½	0.001 — 0.03
Piperazin	15 (daily).	1 (daily).
Plumbi acetas	½— 3	0.03 — 0.2
Potassii acetas	15— 60	1. — 4.
bicarbonas	8— 60	0.5 — 4.
bitartras	1— 2	0.06 — 0.13
bromidum	8— 60	0.5 — 4.
chloras	8— 30	0.5 — 2.
cyanidum	1/20 — ⅛	0.003 — 0.008
iodidum	2— 30	0.13 — 2.
nitras	2— 15	0.13 — 1.
permanganas	gr. ss— v	0.03 — 0.32
tartras	ʒ 1—ʒ 8	4. —32.
Pulv. antimonialis	1— 3	0.06 — 2.
Pulv. glycyrrhizæ comp.	30— 60	2. — 4.
ipecac. et opii	5— 15	0.3 — 1.
jalapæ comp.	10— 60	0.6 — 4.
morphinæ comp.	5— 15	0.3 — 1.
rhei comp.	5— 60	0.3 — 4.
Resina copaibæ	2— 10	0.13 — 0.65
euonymi	2— 5	0.13 — 0.3
guaiaci	5— 20	0.3 — 1.3
jalapæ	2— 5	0.13 — 0.3
podophylli	1/12 — ½	0.005 — 0.03
scammonii	2— 10	0.13 — 0.65
Resorcin	2— 5	0.1 — 0.3
Rheum	2— 30	0.13 — 2.
Saccharin (substitute for sugar)	⅓— 5	0.03 — 0.3
Salacetol (intestinal antiseptic)	20— 40	1.3 — 2.6
Salicinum	5— 30	0.3 — 2.
Salipyrin (antipyretic, antineuralgic)	8— 15	0.5 — 1.
Salol	2— 10	0.15 — 0.65
Salophen (antipyretic, antirheumatic)	15— 20	0.3 — 1.5
Santoninum	¼— 5	0.015 — 0.3
Scopolaminæ hydrochlor.	1/240 — ⅛	0.00027— 0.011
Senna	8—180	0.05 —12.
Sodii arsenas	1/64 — 1/19	0.001 — 0.006
benzoas	5— 15	0.3 — 1.
boras *vel* bromidum	5— 30	0.3 — 2.
chloras	2— 5	0.13 — 0.3
hyposulphis	5— 20	0.3 — 1.3
iodidum	2— 30	0.13 — 2.
nitris	1— 5	0.065 — 0.032
phosphas	2—120	0.13 — 8.
salicylas	5— 30	0.3 — 2.
Somnal	30— 45	2. — 3.
Sparteinæ sulph. (cardiant and diuretic)	1/19 — 4	0.004 — 0.25
Spiritus ætheris nitrosi	15—120	1. — 8.
æther. comp.	15—120	1. — 8.
ammoniæ arom.	15— 60	1. — 4.
camphoræ	5— 30	0.3 — 2.

Remedies.	Grains or Minims.	Grams or Cubic Centimeters.
Spiritus chloroformi	15— 60	1. — 4.
Strontii lactas *vel* bromidum *vel* iodidum *vel* salicylas	5— 30	0.3 — 2.
Strychnina, and salts	$\frac{1}{64}$— $\frac{1}{32}$	0.001 — 0.005
Sulphonal (best in hot mint-water)	5— 20	0.3 — 1.3
Sulphur	3 $\frac{1}{2}$—3 4	2. —16.
Syr. ferri bromidi	5— 60	0.03 — 4.
ferri iodidi	5— 30	0.03 — 2.
scillæ comp.	5— 30	0.03 — 2.
Terebene	5— 15	0.3 — 1.
Terpin hydrate (tonic expectorant)	2— 5	0.13 — 0.3
Tetra-ethyl-ammonium	1— 2	0.06 — 0.12
Tetronal (hypnotic)	15— 60	1. — 4.
Theobrominæ et sodii salicylas (diuretic)	5— 30	0.3 — 2.
Thymacetin (analgesic, hypnotic)	8— 15	0.5 — 1.
Thymol	1— 5	0.06 — 0.2
Tinct. aconiti	$\frac{1}{2}$— 5	0.03 — 0.3
aloes	15— 60	1. — 4.
asafœtidæ	30— 60	2. — 4.
belladonnæ	2— 15	0.1 — 1.
cactus grandiflorus	15— 20	1. — 1.3
cannabis ind.	5— 20	0.3 — 1.3
capsici	8— 15	0.5 — 1.
cimicifugæ	30— 60	2. — 4.
cinchonæ comp.	15—120	1. — 8.
colchici [sem.]	5— 20	0.3 — 1.3
conii	5— 30	0.3 — 2.
digitalis	3— 15	0.2 — 1.
ferri chloridi	10— 30	0.6 — 2.
gelsemii	2— 15	0.1 — 1.
guaiaci ammon.	30— 60	2. — 4.
hydrastis	30—120	2. — 8.
hyoscyami	5— 30	0.3 — 2.
ignatiæ	5— 30	0.3 — 2.
iodi comp.	7— 15	0.06 — 1.
kino	15—120	0.1 — 8.
lobeliæ	5— 30	0.3 — 2.
moschi	15— 60	1. — 4.
nucis vomicæ	5— 15	0.3 — 1.
opii	2— 15	0.1 — 1.
opii camph.	5—240	0.3 —16.
physostigmatis	5— 15	0.3 — 1.
stramon.	5— 15	0.3 — 1.
strophanthi (cardiant and diuretic)	2— 10	0.1 — 0.65
valer. ammon.	10—120	0.6 — 8.
veratr. vir.	3— 10	0.2 — 0.6
Tolypyrin (antipyretic, antirheumatic)	5— 20	0.3 — 1.5
Tolysal (antipyretic, antirheumatic)	5— 20	0.3 — 1.5
Trional (hypnotic)	15— 60	1. — 4.
Urethane (hypnotic)	5— 30	0.3 — 2.
Vin. antim. {expectorant and alterative	1— 8	0.06 — 0.5
Vin. antim. {emet.	30— 75	2. — 5.
colchici	5— 15	0.3 — 1.
ergotæ	f3 1—f3 3	4. —12.
ipecac. {expect.	5— 15	0.3 — 1.
ipecac. {emet.	f3 2—f3 6	8. —24.
opii	5— 15	0.3 — 1.
Zinci acet.	$\frac{1}{2}$— 2	0.03 — 0.13
bromid.	$\frac{1}{2}$— 5	0.03 — 0.3
iodid.	$\frac{1}{2}$— 3	0.03 — 0.2
oxid.	1— 5	0.06 — 0.3
phosphid.	$\frac{1}{10}$— $\frac{1}{6}$	0.006 — 0.01
sulphas (emet.)	15— 30	1. — 2.
sulphocarbolas	5— 15	0.3 — 1.
valerianas	$\frac{1}{2}$— 5	0.03 — 0.3

THERAPEUTIC REMINDERS.

Abscess.

Alcohol, with milk.
Calcium sulphide. Cod-liver oil.
Hydrogen peroxide, 10 per cent. solution, to wash out.
Incision and antiseptic irrigation.
Iodoform gauze, packed, or oily solution of iodoform injected.
Iron. Quinine.

Acidity.

Acids before meals.
Alkalies with or after meals.
Charcoal, creasote, bismuth.

Acne.

Fowler's solution or other arsenical.
Hot-water face-bath, followed by sulphur ointment or lotion.
Ichthyol ointment, 25 per cent.

Adenitis.

Hydrated calcium chloride (gr. 5).
Ichthyol, iodoform or iodoform-collodion, iodine ointment, tincture of iodine, locally.
Iron, syrup of the iodide, gtt. 5 to 30, in children.
Removal of gland.

Anæmia.

Arsenic and iron, singly or combined.
Beta-naphthol. Bitters, with iron.
Chloride of gold and sodium.
Creosote. Bone-marrow.
Hypophosphites with cod-liver oil.
Laxatives and mineral acids.
Massage. Mercury in syphilitic cases.
Oxygen by inhalation.
Nitro-glycerin to relax vessels.
Pepsin or pancreatin.
Quinine in malarial cases.
Syrup of phosphate of iron, peroxide of hydrogen (10 vol. solution), and glycerin, equal parts (f℥ij in water).

Angina Pectoris.

Alcohol, when vascular relaxation.
Arsenic. Diet.
Ether, hypodermically during attack.
Iodides or salicylates.
Morphine, gr. $\frac{1}{4}$ to $\frac{1}{3}$, hypodermically.
Nitrite of amyl, gtt. 5, from handkerchief during attack.
Nitrite of sodium or potassium, gr. $\frac{1}{8}$ to 5, thrice daily.
Nitro-glycerin, 1 to 20 drops of 1 per cent. solution, by mouth or hypodermically, p. r. n.

Apoplexy.

Croton oil, 1 drop in glycerin on tongue.
Elaterinum, gr. $\frac{1}{8}$ in butter on tongue.
Iodide of potassium, after attack.
Massage and electricity contraindicated in inflammation.
Opium and calomel in meningitis.
Trephining in selected cases.
Venesection, if patient full-blooded.
Veratrum viride or aconite, when venesection impossible.

Asthma.

Ammonium chloride. Arsenic.
Belladonna, combined with morphine.
Bromides before retiring.
Coffee, strong black, in intervals.
Chloroform inhaled relaxes, liniment to chest prevents, spasm.
Fumes of potassium nitrate, with belladonna and stramonium.
Grindelia.
Iodide of potassium, in bronchial.
Ipecacuanha, to nausea.
Lobelia, tr., gtt. 10 every 4 hours.
Morphine, hypodermically.
Nitrite of amyl, gtt. 3 to 6, inhaled.
Nitro-glycerin. Pyridin.
Sodium nitrite. Strychnine and atropine, hypodermatically.

Bed-sores.

Alum, with spirit of camphor and white of egg.
Antiseptic wash, with iodoform.
Collodion. Iodoform collodion.
Glycerin, after washing and rubbing
Soap plaster, after washing with bichloride solution, with iodoform.
Zinc ointment or dusting-powder.
Balsam of Peru, ointment.

Bright's Disease, Acute.

Rest in bed. Basham's mixture.
Cannabis indica, in hæmaturia.
Cups or leeches, over loins if urine scanty.
Digitalis, with squill or calomel, gradually increased, followed by compound spirit of juniper.
Heat. Milk diet.
Gallic acid and ergot, to control hæmaturia.
Pilocarpine hydrochlorate, gr. $\frac{1}{8}$ to $\frac{1}{20}$, hypodermically, for uræmia.
Saline diuretics and diaphoretics.

Bright's Disease, Chronic.

Chloride of gold and sodium.
Chloride of iron, in anæmia, to decrease albuminuria.
Lithium salts, in gouty. Milk diet.
Oxygen inhalations.
Potassium acetate, with juniper.
Potassium iodide, gr. 5, thrice daily.
Sodium arsenite, gr. $\frac{1}{50}$, in gout.
Turkish baths.

Bronchitis.

Amber oil, to chest, in infants.
Ammonium carbonate, chloride, etc.
Balsams, to decrease secretion in chronic. Belladonna.
Codeine, when cough excessive.
Creosote, in chronic.
Dry cups, on each side of vertebræ, at sixth rib.
Eucalyptus oil, in later stages.
Grindelia, in later stages.
Ipecac, to promote secretion, as emetic when suffocation threatens.
Iodide of potassium.
Oxygen inhalations.
Senega, in chronic.
Strychnine, to stimulate respiration.
Terebene. Terpin hydrate, gr. v.
Turpentine liniment to chest.
Vomiting (apomorphine) in capillary.

Burns (locally).

Boric acid. Carbolized sweet-oil.
Ichthyol ointment. Lead carbonate.
Lime-water and linseed oil.
Sodium carbonate. Zinc oxide.

Cholera Asiatica.

Beta-naphthol. Salol.
Calomel, initial large dose (gr. x); subsequent fractional doses (gr. $\frac{1}{8}$).
Enteroclysis (tannic acid enemata).
Hypodermatoclysis (subcutaneous infusion, 0.6 % saline solution).
Intravenous infusion. Hot baths.
Musk. Protective inoculation.
Stimulants.

Cholera Infantum.

Castor oil, with paregoric.
Hot drinks, in collapse, with brandy.
Ice and antipyretics.
Laudanum, gtt. 10, starch-water, drachms 3, by enema, and calomel, gr. $\frac{1}{2}$, by mouth, to control vomiting.
Mustard or spice plaster, over belly.
Salol or bismuth salicylate.
Sterilized milk with pancreatin.

Cholera Morbus.

Castor oil, with laudanum.
Ipecac, rhubarb.
Mustard plaster, over abdomen.

Chorea.

Arsenic, in ascending doses.

Chorea (*continued*).

Chloral. Cimicifuga, with iron.
Hot pack, for insomnia.
Quinine. Salicylates or iodides.

Colic.

Ascertain cause (may be appendicitis).
Asafœtida. Ether, internally.
Heat. Hyoscyamus. Morphine.

Colic, Hepatic.

Chloroform or ether, inhalations.
Hot applications.
Morphine, with atropine, hypodermically.
Olive or cotton-seed oil.
Phosphate of sodium.

Conjunctivitis, Chronic.

Boric acid, wash (gr. 10 to ounce), cocaine, gr. 2, if no corneal ulcer, when salt, gr. 4, may be substituted.
Copper sulphate crystals or solution (gr. 1–8 to ounce).
Tannin glycerite (gr. x–xxx to 3j).

Conjunctivitis, Purulent.

Atropine or eserine, if corneal ulcer.
Bichloride of mercury (1 to 7000), or boric acid (saturated solution), wash.
Hot compress, if cornea is threatened.
Ice compress, early.
Silver nitrate, stick or solution (gr. 10 to ounce), excess neutralized with salt solution.

Constipation.

Aloes and podophyllin.
Belladonna or hyoscyamus.
Cascara sagrada. Castor oil.
Colocynth, jalap, or senna. Diet.
Electrical applications. Enemata.
Glycerin, suppositories or enemata.
Gymnastics, riding, or massage.
Phosphate of sodium, in rickets.
Salines, to unload bowels.
Soap suppositories.
Sulphur, if hemorrhoids present.
Strychnine, as tonic.

Coryza.

Atropine, with morphine and quinine.
Camphor, snuff, or inhalation of spirit.
Cocaine (2 per cent. solution), instilled.
Hot mustard foot-bath, hot draught. Dover's powder, rest in bed.
Quinine, internally or spray.
Turkish bath, aborts.

Croup, Membranous, and Diphtheria.

Boric acid with glycerin, locally.
Corrosive sublimate, gr. $\frac{1}{24}$, every 2 h., or calomel, gr. $\frac{1}{4}$ to $\frac{1}{2}$, hourly.
Antitoxin. Emetics. Intubation.
Hydrogen dioxide (spray, gargle, swab).

Croup. Membranous, and Diphtheria (*continued*).

Iron, tincture of chloride, locally and internally. Guaiacol (50 %), locally.
Lime-water or lactic acid solution by swab or in spray.
Oxygen inhalations. Atropine. Strychnine. Musk. Quinine.
Papayotin or trypsin, by swab or spray.
Steam and vapors from slaking lime.
Tracheotomy.

Croup, Spasmodic.

Amyl nitrite, inhalations.
Belladonna, bromides, chloral, or opium.
Cold cloth around neck, and child in hot bath, air being moistened.
Ipecac to nausea.
Spongio-piline or flannel, wet with hot water, to neck, covered with oil silk.
Treat rickets.

Cystitis, Acute.

Rest. Belladonna. Boric acid.
Cannabis indica.
Creolin, vesical wash (1 to 2 per cent.).
Flaxseed tea.
Hot compress over bladder.
Hot sitz-bath and enemata.
Laudanum, gtt. 30, to starch-water, oz. 2, in enema.
Opium, belladonna, or iodoform suppository.

Cystitis, Chronic.

Alkaline and antiseptic irrigation.
Arbutin, gr. 3 to 5, or buchu.
Benzoic or boric acid.
Opium suppositories.
Potassium salts, except bitartrate.
Turpentine, oil of sandalwood, cubeb, or copaiba.
Silver nitrate, solution (gr. 1 to oz. 4).
Strychnine and cantharides, when vesical atony is great.

Delirium Tremens.

Capsicum and liquid food.
Chloral, with ammonium carbonate and coca. Hyoscine. Sulphonal.
Bromides.

Diabetes Mellitus.

Antipyrin. Arsenic. Codeine, grs. 1–5.
Ergot or gallic acid, with opium.
Jambul. Pancreatic extract.
Iron, lactophosphates of lime and sodium, strychnine and astringents.
Lithium, with arsenic. Guaiacol. Salol.
Opium, oxygen, and H_2O_2. Levulose.
Purgatives, restricted diet, and regulated exercise. Salicylates. Sodium phosphate. Strontium bromide.

Diarrhœa.

Rest.
Ammonium chloride, grs. 5.
Bismuth, with creasote.
Calomel, with a saline.
Camphor, in serous types.
Castor oil, with rhubarb or laudanum and sodium bicarbonate.
Chalk mixture, with kino and catechu.
Charcoal, in acid and fermentative.
Chloroform, with astringents and opium. Digitalis. Strychnine.
Copper sulphate, gr. $\frac{1}{8}$, with opium.
Ergot. Hæmatoxylon. Lime-water.
Mercury, with chalk. Milk-diet.
Naphthalin or beta-naphthol.
Nitric acid, with bitter tonic, in green diarrhœa of children.
Nitro-muriatic acid, or podophyllin.
Pepsin, with hydrochloric acid.
Phosphate of sodium, lime salts, and common salt, if rickets present.
Rhubarb. Sulphuric acid, valuable in serous. Thymol, salol, and morphine.

Dropsy.

Recumbency.
Adonidin, sparteine, or strophanthus.
Calomel and caffeine. Cocaine.
Colocynth, compound extract.
Digitalis. Theobromine sodio-salicylate. Elaterium, in renal.
Hot-air bath.
Jalap, compound powder, with potassium bitartrate, in renal.
Magnesium sulphate, concentrated solution.
Pilocarpine, in renal dropsy.
Potassium iodide.

Dysentery.

Rest.
Ergot, in bloody stools.
Hamamelis, injections.
Ice-water, injections.
Ipecac, in acute.
Lead acetate, with opium and camphor.
Mercury bichloride, gr. $\frac{1}{100}$.
Nitro-hydrochloric acid.
Peroxide of hydrogen and tannin, rectal injections. Quinine enemata.
Silver nitrate, rectal injections (gr. 10 to 20 to ounce).

Dysmenorrhœa.

Antipyrin or acetanilide, in neuralgic
Apiol. Manganese.
Belladonna, suppository.
Camphor, with acetanilide or antipyrin.
Cannabis indica and gelsemium.
Hot sitz-bath, with turpentine stupe, and Dover's powder.
Iron, strychnine, and quinine, with rest and riding.

Dyspnœa.

Ammonium carbonate.
Arsenic, in emphysema.
Aspidospermine.
Dry cupping over back.
Morphine. Nitrites.
Oxygen.
Quebracho, with bromide.
Strychnine, with atropine.

Eclampsia.

Amyl nitrite, inhalation.
Chloral and bromide, each 1 drachm, by rectum.
Chloroform.
Elaterium, gr. ¼. Jalap.
Extraction of child.
Hot bath. Opium. Venesection.

Epididymitis.

Ice-bags. Ichthyol.
Iodide of potassium.
Iodine, or silver nitrate solution.
Mercury and belladonna ointments, equal parts, or iodine, grs. 4, with lanolin, ounce 1, locally.
Strapping testicle.

Epilepsy.

Amyl nitrite, inhalations.
Antifebrin and antipyrin.
Belladonna, with bromides. Borax.
Bromides. Chloral, with bromides.
Sulphonal. Trional.

Epistaxis.

Acetic acid, locally.
Alum powder, pure or with starch.
Ergot, turpentine, hamamelis, or oil of erigeron, internally.
Hot-water and hot foot-bath, cold-water bags to dorsal vertebræ.
Ice applied to nose.
Nitrate of silver stick to septal ulcer.
Plugging anterior and posterior nares.
Vinegar or lemon-juice, injected.

Fever.

Rest in bed.
Aconite. Alcohol.
Cold baths, coils, packs, sponging, ice-bags, etc.
Musk, by rectal injection. Quinine.
Solution of potassium citrate or of ammonium acetate.
Spirit of nitrous ether.
Strychnine.

Gastralgia.

Arsenic. Belladonna. Silver.
Bismuth and pepsin, after meals.
Bromides or valerian.
Counter-irritation.
Cannabis indica. Hoffman's anodyne.
Hot applications.
Massage, enemata, diet, suppositories of gluten, glycerin, or soap, to overcome constipation.

Gastralgia (*continued*).

Gastric Catarrh, Acute.

Cocaine (in vomiting). Diet.
Effervescing draughts. Ice.
Milk, with lime-water (peptonized).
Seidlitz powder, one-fourth of one every fifteen minutes.
Sodium bicarbonate, with gentian.

Gastric Catarrh, Chronic.

Bismuth subnitrate. Nux vomica.
Diet, koumyss, light broths.
Lavage or hot-water potations.
Silver nitrate and hyoscyamus.
Strontium lactate or bromide.

Gastrectasis.

Cod-liver oil.
Electricity.
Enemas, nutrient.
Gentian and calumba.
Iodide of iron, lactophosphate of lime, phosphate of sodium.
Lavage. Strychnine.

Gastric Ulcer.

Arsenic and Opium. Bismuth.
Counter-irritation.
Ergot or cracked ice.
Milk diet or rectal feeding. Rest.
Silver nitrate, with hyoscyamus, opium, or belladonna in pill.

Gonorrhœa.

Benzoic acid, with cannabis indica.
Cocaine (4 per cent. sol.) in urethra.
Copaiba. Cubeb. Sandalwood oil.
Hydrastis, locally and internally.
Lead-water and laudanum.
Mercury bichloride (1 to 20,000 or 1 to 40,000), to flush urethra.
Opium or belladonna.
Potassium permanganate injections.
Silver nitrate, injections (gr. 2 to 4 to ounce).
Sodium bicarbonate. Potassium citrate.
Zinc sulphate injections (gr. ⅛ to oz.).

Gout.

Blisters, flying. Chloroform liniment.
Cod-liver oil. Water.
Colchicum, wine of root.
Fowler's solution of arsenic.
Ichthyol ointment to painful joints.
Iodide of iron and cod-liver oil.
Iodide of potassium, with colchicum.
Iodine, ointment or tincture.
Lithium carbonate or citrate, internally, locally.
Morphine. Piperazine. Phenocoll.
Strontium salts. Tetra-ethyl-ammonium.

Hematemesis.

Rest.
Ergot, hamamelis, or ipecac.
Ice, cracked.
Iron, tincture of chloride, or turpentine, internally.
Lead acetate with morphine or opium.
Silver nitrate, gr. ¼, in pill.
Tannic acid, gr. 20 to drachm of water.

Hematuria.

Rest.
Camphor, gr. 10 to 20, in pill.
Ergot. Gallic acid, gr. 20.
Hamamelis, injected. Quinine.
Styptic injections, rarely.
Turpentine.

Hemoptysis.

Absolute rest.
Alum (gr. 20 to ounce), in spray.
Cup or strap extremities.
Ergot, fluid extract. Gallic acid.
Ice over heart.
Ipecac, in small doses.
Morphine, hypodermically.
Turpentine or erigeron oil.

Hay Fever.

Arsenic. Opium.
Atropine, gr. $\frac{1}{150}$, repeated once in two hours. Mineral acids.
Climate. Sodium salicylate.
Cocaine, 2–4 per cent. solution, atomized in nose. Physical exercise.
Cotton plug in nostrils.

Headache.

Treat cause.
Antipyrin. Antifebrin.
Bromides. Croton chloral.
Caffeine, with bromide.
Capsicum plaster, to neck.
Refraction, if eye-strain.
Ergot, if congestion.
Gelsemium. Guarana.
Heavy magnesium.
Hydrobromic acid.
Mustard foot-bath.
Nux vomica, in sick headache.
Phenacetin. Purge or emetic.
Sodium bicarbonate.

Hemorrhage, Intestinal.

Enemas, styptic. Ice to abdomen.
Ice, by mouth, and Monsel's salt, gr. 3, in pill. Ice-water injections.
Lead acetate and camphor.
Liquid food (peptone or beef-juice) absorbed from stomach. No milk.
Sulphuric acid.
Tannic acid and opium. Turpentine.

Incontinence of Urine.

Antiseptic fluids, to cleanse bladder.
Arsenic, with nux vomica.

Incontinence of Urine (*continued*).

Belladonna with bromide.
Catheterization, if due to retention.
Circumcision. Elevation of hips.
Ergot. Hyoscyamus. Strychnine.
Nitre and potassium citrate.
Rhus aromatica, in children.

Insomnia.

Bromide of potassium.
Bath.
Chloral, if not due to pain.
Chloralamide.
Croton chloral.
Food at night.
Hot-water bags to feet, cold to head.
Hyoscine.
Morphine, with chloral.
Paraldehyde.
Remove indigestion.
Somnal.
Sulphonal. Trional.
Valerian, in nervousness.

Intermittent Fever.

Arsenic.
Calomel.
Ice-pack, if fever excessive.
Iodine.
Podophyllin, preceding quinine.
Quinine.

Iritis.

Atropine.
Ice compress.
Eserine.
Iodide of potassium, with mercury.
Leeches and heat, to relieve pain.
Mercury, by inunction.

Keratitis, Interstitial.

Antiseptic lotions.
Antisyphilitic treatment.
Atropine.

Keratitis, Phlyctenular.

Atropine.
Boracic acid, solution.
Cold-water douche.
Tonics and alteratives.
Yellow oxide of mercury ointment.

Laryngitis, Acute.

Calomel, followed by saline purges.
Ice, externally.
Inhalation from steaming water of compound tincture of benzoin, with paregoric.
Voice not to be used.

Laryngitis, Subacute.

Cold compress, externally.
Inhalations of recent vapor of ammonium chloride.
Zinc sulphate (gr. 4 to ounce), spray.

Leucorrhœa.

Alum or boric acid, douche.
Belladonna, with tannic acid, applied on cotton.
Hot sitz-bath, or vaginal injections.
Hydrastis injections.
Iron, with tonics.
Potassium permanganate, as injection.
Tampon, iodoform and tannic acid.
White-oak bark, or tannic acid and glycerin.

Lumbago.

Acupuncture.
Atropine (gr. $\frac{1}{60}$), morphine (gr. $\frac{1}{8}$), into muscle.
Chloroform liniment.
Foot-bath and Dover's powder.
Ice-bag or ether spray to loins.
Ironing back with laundry-iron.
Massage. Monobromated camphor.
Mustard or capsicum plaster.
Potassium iodide or salicylic acid.

Mania.

Anæsthetics or apomorphine.
Bromides.
Cannabis indica, with bromides.
Chloral, if kidneys healthy.
Cimicifuga, after confinement.
Cold douche to head.
Hyoscine hydrobromate. Morphine.
Tonics, if after typhoid, etc.

Mastitis.

Belladonna, to breast.
Breast-pump, if milk persists.
Compression. Incision, if pus.
Purges.

Meningitis, Acute.

Belladonna.
Blister early.
Bromides and chloral.
Calomel, with opium.
Ergot.
Ice-bag to head.
Leeches.

Migraine.

Bromide of sodium, with caffeine.
Cannabis indica. Croton chloral.
Gelsemium, with cannabis indica.
Hyoscyamus, with calomel.
Salicylic acid.

Myalgia.

Ammonium chloride.
Clove oil, added to liniment.
Electricity. Heat.
Iodide of potassium or salicylates.
Massage.

Nasal Catarrh.—See "CORYZA."

Neuralgia.

Aconitine. Gelseminine.

Neuralgia (*continued*).

Acupuncture, nerve-stretching, or neurectomy. Acetanilide.
Ammonium chloride. Antipyrin.
Bromide of potassium, with caffeine
Camphor and chloral liniment, locally.
Cimicifuga, in ovarian.
Croton chloral, in brow.
Freezing parts with ether.
Hydrocyanic acid, in intestinal.
Hyoscyamine.
Iodide of potassium.
Iron and arsenic.
Morphine, injected locally.
Mustard plaster.
Nux vomica.
Peppermint oil or menthol, locally.
Phenacetin.
Phosphorus.
Quinine.
Specific remedies.
Turkish bath.

Night-Sweats.

Agaricin.
Belladonna or atropine.
Camphoric acid.
Ergot. Gallic acid.
Hot bath at bedtime.
Picrotoxin (gr. $\frac{1}{60}$) or strychnine.
Pilocarpine.
Sulphuric acid, with morphine.

Pericarditis.

Alcohol, digitalis, or caffeine.
Aspiration, gradual.
Blister, over præcordium.
Calomel, with opium.
Iodide of potassium.
Jalap or elaterium, or saline purge.
Leeches or ice-bag, over præcordium.

Peritonitis, Acute.

Belladonna and opium.
Calomel or salines.
Leeches or mustard plaster.
Pancreatinized milk.
Section.
Turpentine stupes.

Pleurisy.

Aspiration.
Blisters. Sinapisms. Leeches.
Digitalis or pilocarpus.
Elaterium or jalap.
Ice-poultice or jacket.
Iodine, locally.
Iodide of potassium.
Salicylates.
Saline purges.

Pneumonia.

Alcohol.
Ammonium salts. Turpentine.
Blisters. Turpentine stupe.
Cardiac and respiratory stimulants.
Cups, wet or dry. Calcium chloride.

Pneumonia (*continued*).

Digitalis. Aconite. Veratrum viride.
Ice-poultice or lamb's-wool jacket.
Intravenous injection of blood-serum from a convalescent.
Leeching, bleeding, cardiac sedatives.
Mustard plaster.
Nitrites. No antipyrin.
Oxygen inhalations.
Saline solution by hypodermoclysis.
Strychnine.

Post-Partum Hemorrhage.

Abdominal massage.
Ergot.
Ether, hypodermically.
Hot intra-uterine douche.
Suture, if due to laceration.
Tamponing with iodoform gauze.
"Turn out that clot."

Pruritus.

Arsenic, quinine, bitter tonics, cod-liver oil.
Calomel and lard, locally.
Carbolic acid, well diluted, locally.
Cocaine.
Cold douche and injections.
Diabetic treatment.
Goulard's extract, dilute.
Hydrocyanic acid, locally.
Mercuric chloride, 1 : 250, as wash.
Silver nitrate, locally, preceded by cocaine.
Sodium bicarbonate or borax.

Psoriasis.

Anthrarobin. Aristol. Arsenic.
Baths of sulphides.
Chrysarobin, internally, or ointment.
Gallic acid ointment. Thyroid extract.
Resorcin. Ichthyol. Thiol.

Puerperal Fever.

Bichloride of mercury (1 to 5000) or creolin (2 per cent.) solutions.
Curette, to remove membranes.
Salines, if peritonitis develops.
Celiotomy, if peritonitis develops.
Nutriment and alcoholic stimulants.
Iodine and carbolic acid applied to ulcerated wounds.

Rheumatism, Acute.

Rest.
Alkalies and quinine.
Blisters over joints.
Cimicifuga.
Cold applications, if hyperpyrexia.
Iron, tincture of chloride.
Oil of gaultheria.
Potassium iodide. Phenocoll.
Rhus toxicodendron.
Salicin or salicylic acid and its salts.
Sodium bicarbonate, applied on lint.
Salol.

Rheumatism, Chronic.

Arsenic. Blisters, repeated.
Baths of sulphides. Turkish baths.
Cod-liver oil.
Ichthyol.
Iodine, locally.
Mistura ferro-salicylata.
Potassium iodide, colchicum, and sarsaparilla.
Veratrine ointment.

Rickets.

Cod-liver oil.
Cool sponging.
Iodide of iron. Oxygen inhalation.
Lime salts, phosphorus.
Quinine, cod-liver oil, nux vomica.

Scarlet Fever.

Alcohol.
Ammonium acetate.
Carbolic acid in benzoated lard, vaseline, cosmolin, or almond oil, locally.
Chloral.
Cold sponging.
Ice-bag or rubber head-coil.
Jalap, with potassium bitartrate.
Pilocarpine.
Peroxide of hydrogen, locally.
Strychnine, iron, simple bitters, quinine, or Basham's mixture.
Warm, wet pack.
Water, pure, in large amounts.

Sciatica.

Blister or cautery.
Cod-liver oil.
Chloroform, ether, or osmic acid, deeply injected.
Ether or rhigolene, sprayed.
Ice, locally.
Morphine, injected.
Nerve-stretching.
Potassium iodide. Rest, with splint.
Salicylic acid and iron.

Scrofulosis.

Arsenic or corrosive sublimate.
Calcium chloride (hydrated).
Cod-liver oil.
Excising gland, packing with iodoform gauze.
Ichthyol ointment.
Iodine ointment.
Iron, syrup of the iodide.
Lactophosphates or hypophosphites.
Phosphate of sodium or lime.
Sulphide of calcium.

Sore Throat.—See "TONSILLITIS."

Sprains.

Cold and hot applications, alternately
Fomentations. Rest.
Lead-water and laudanum.
Massage, followed by bandaging.

Stings and Bites.

Alkaline liquids, locally.
Carbolic acid. Ether.
Corrosive sublimate, with flexible collodion. Iodine, tincture, locally.
Ligature, or cleansing of wound.
Potassium permanganate.
Vinegar, locally.

Tonsillitis.

Calomel and quinine. Guaiacol.
Guaiac, internally and as gargle.
Hydrogen peroxide, in spray.
Incise abscess.
Iron, tincture of the chloride.
Salol and salicylates.
Sodium bicarbonate, locally.

Tuberculosis.

Arsenic. Atropine, hypodermically in night-sweats.
Chlorine, by inhalation.
Chloroform, terebene, and ethyl iodide by inhaler.
Codeine. Cod-liver oil.
Compressed and rarefied air.
Creosote. Guaiacol. Eucalyptol.
Gavage (overfeeding).
Glycerin and water, with lemon-juice.
Iodine, internally, hypodermatically, and over pleuritic spots.
Iodoform, in pill and locally.
Lactic acid, locally.
Lactophosphates and hypophosphites.
Morphine and wild cherry bark.
Menthol, locally.
Nitrogenous diet.
Oxygen inhalations.
Peroxide of hydrogen.
Strychnine. Respiratory gymnastics.
Surgical measures.
Tuberculin and Tuberculocidin in selected cases.

Typhoid Fever.

Alcohol. *No antipyretic.*
Calomel. Water, freely.
Cold baths, systematically.
Enemas. Guaiacol.
Hydrochloric acid.
Morphine. Quinine.
Rest and diet.
Salol. Betanaphthol.
Turpentine in stupes, enemata, or by mouth.

Ulcers (locally).

Acetanilide. Aristol.
Bismuth benzoate. Burnt alum.
Carbonic-acid gas.
Caustic potash. Copper sulphate.
Creolin.
Gallic acid ointment. Hamamelis.
Hydrogen peroxide.
Nitric acid, for phagedenic.
Potassium permanganate.

Ulcers (locally) (*continued*).

Precipitated carbonate of calcium, as dry dressing.
Silver nitrate. Iodoform.

Varicose Veins.

Bandage,
Barium chloride, internally and locally.
Hamamelis. Operation.

Vomiting.

Bromides, with laudanum.
Calomel (gr. $\frac{1}{30}$), ext. hyoscyami (gr. ss).
Carbolic acid, with bismuth.
Cerium oxalate. Chloroform.
Cloves, oil of. Cocaine (gr. $\frac{1}{16}$ to gr. $\frac{1}{8}$).
Enemas, partially digested.
Fowler's solution.
Hydrocyanic acid, dilute.
Hydrochloric acid, dilute.
Ice-bag. Ipecac. Lavage.
Lime-water, added to milk.
Mustard plaster over stomach.
Nux vomica.
Oxygen-water.
Peptonized milk and beef.
Podophyllin. Position.
Seidlitz powder.

Vomiting of Pregnancy.

Arsenic.
Bromide of potassium.
Cerium oxalate.
Cocaine.
Iodine, tincture of.
Ipecac, wine.
Menthol.

Whooping Cough.

Amyl nitrite.
Antipyrin.
Belladonna, tincture of.
Bromoform.
Chloral. Chloroform.
Hyoscyamus.
Hydrogen peroxide.
Monobromated camphor.
Ouäbaine.
Quinine.
Resorcin, 2 per cent. solution.

Worms.

Aspidium.
Calomel.
Carbolic acid lotion, to destroy eggs
Castor oil.
Chenopodium, oil of.
Kamala, drachms 1 to 2, in syrup.
Lime-water injections.
Pelletierine.
Pepo.
Quassia injections.
Salicylic acid.
Santonin.
Spigelia.
Turpentine and castor oil.

LIGATION OF ARTERIES.

THE accompanying plate indicates the positions in which the operation of ligating arteries in their continuity is most commonly performed. There is no point at which ligatures are applied which is not represented, with the exception of a few which are very rarely chosen. With the explanations which follow, this diagram will serve as a guide to the practitioner who may be called upon in an emergency to perform an operation in regard to which he has grown somewhat rusty from want of practice.

1. Ligation of the Temporal Artery.—The temporal artery is the continuation of the external carotid from the level of the lobe of the ear to the level of the eyebrow, where it divides into its terminal branches. The point at which it is ligated is a little in front of the anterior curve of the concha. A vertical incision, about an inch in length, is made in front of the concha. The artery is easy to find, as it is very superficial at this part of its course. Its accompanying vein lies to the outer side, and the temporal branch of the auriculo-temporal nerve lies in front of it.

2. Ligation of the Occipital Artery.—The occipital artery comes off from the posterior part of the external carotid at about the level of the angle of the lower jaw. It curves backward under and to the inner side of the mastoid process, at the back of which it comes out through the attachment of the trapezius muscle, and winds in a tortuous course upward over the occipital bone. The point at which it is ligated is about an inch behind the ear. An incision, an inch and a half long, parallel to the posterior edge of the mastoid process, will expose it. Its accompanying vein lies to the outer side of it. (There are but few occasions when it is necessary to ligate this artery, as its position makes it very easy to stop the flow of blood through it by pressure with a suitable compress and bandage.)

3. Ligation of the Facial Artery.—The facial artery comes off from the external carotid just below the level of the angle of the lower jaw, and passes forward below this bone to a point just in front of the insertion of the masseter muscle. Here it sends a branch forward, the submental, while the main trunk curves up over the lower jaw and passes in a tortuous course toward the angle of the mouth. The point at which it is ligated is that at which it ascends in front of the masseter muscle. An incision an inch in length will expose it. Its accompanying vein lies to the outer side.

4. Ligation of the Lingual Artery.—The lingual artery comes off from the external carotid at the level of the great cornu of the hyoid bone; it passes forward under the posterior belly of the digastric muscle, and the stylo-glossus and hyo-glossus muscles, to the root of the tongue, and thence to its further distribution. It is in some respects the most difficult artery to ligate in the whole body. The point at which it is ligated is the second part of its course, under the hyo-glossus muscle. An incision is made about half an inch above, and parallel to, the great horn of the hyoid bone, and extending from just in front of the anterior edge of the sterno-cleido-mastoid muscle to near the middle line of the neck, half an inch below the base of the jaw. The skin and subcutaneous fat having been divided, the capsule of the submaxillary gland will be met. This capsule must be divided, and the gland carefully drawn up over the jaw. In doing this great care must be taken not to injure the facial artery and vein, which pass through the gland. The posterior part of the capsule of the gland must next be divided. This will expose the shining aponeurosis which constitutes the pulley of the digastric muscle and attaches it to the great horn of the hyoid bone, near the insertion of the stylo-hyoid muscle. Behind these passes the hypoglossal nerve. This must be delicately detached from the sheath of the hyo-glossus muscle, which lies below it, and pushed up out of the way. As the next step, fix the pulley of the digastric with a tenaculum and gently insinuate a director behind the posterior edge of the hyo-glossus muscle, and push it forward between this and the middle constrictor of the pharynx, which lies under-

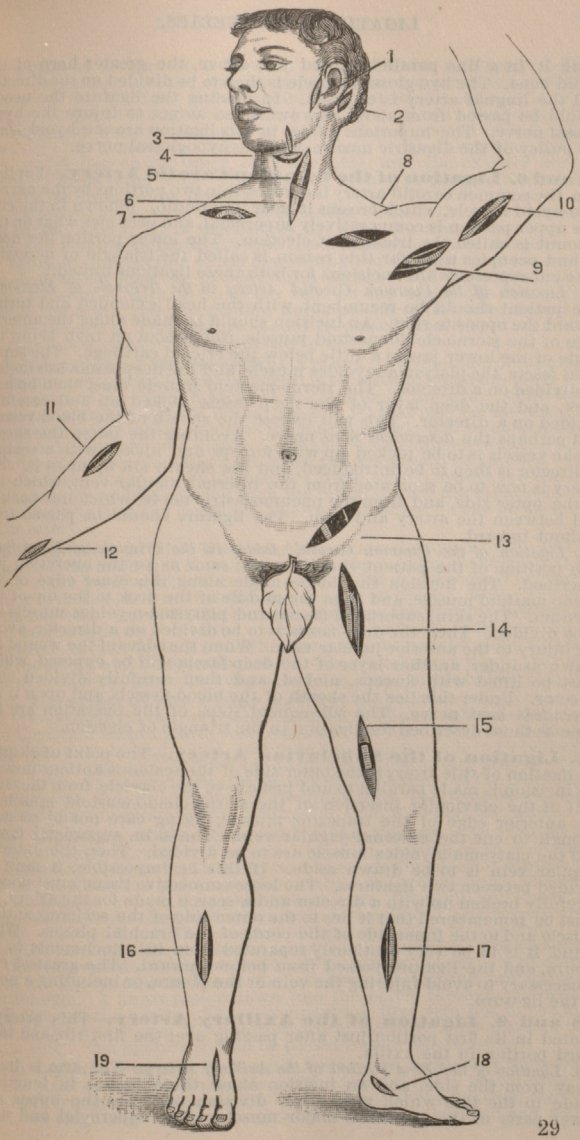
1
2
3
4
5
6
7
8
9
10
11
12
13
14
15
16
17
18
19

neath it, in a line parallel to, and just above, the greater horn of the hyoid bone. The hyo-glossus muscle is then to be divided on the director, and the lingual artery is exposed. In placing the ligature the needle should be passed from above downward, so as not to injure the hypoglossal nerve. The important guides in this ligation are the hyoid bone, the pulley of the digastric muscle, and the hypoglossal nerve.

5 and 6. Ligation of the Common Carotid Artery.—For ligation, the common carotid artery is divided into two portions by the narrow omo-hyoid muscle, which crosses it near its middle. (Shown in the cut.) The upper portion is comparatively superficial, and occupies what on this account is called the triangle of election. The lower portion lies deeper, and occupies what for this reason is called the triangle of necessity. (The cut represents the incisions for both these ligations united.)

5. *Ligation of the Common Carotid Artery in the Triangle of Election.*—The patient should be recumbent, with the head extended and turned toward the opposite side. An incision should be made along the anterior edge of the sterno-cleido-mastoid muscle, from about an inch below the angle of the lower jaw to a little below the cricoid cartilage. The superficial fascia, the platysma-myoides muscle, and the deep fascia are then to be divided on a director. The sterno-mastoid muscle must then be held back, and the deep layer of the deep fascia picked up and carefully divided on a director. This will expose the sheath of the blood-vessels, and perhaps the *descendens noni* nerve. Avoiding the latter, the sheath of the vessels is to be picked up with forceps and nicked with a scalpel. A director is then to be introduced, and the sheath slit up upon it. The artery is now to be separated from the internal jugular vein, which lies to the outer side, and from the pneumogastric nerve, which lies back of and between the artery and vein. The ligature should be passed from without inward.

6. *Ligation of the Common Carotid Artery in the Triangle of Necessity.*—The position of the patient should be the same as for the operation just described. The incision should be made along the inner edge of the sterno-mastoid muscle, and from the middle of the neck to the top of the sternum. The skin, superficial fascia, and platysma-myoides muscle are to be divided. Then the deep fascia is to be divided on a director, avoiding injury to the anterior jugular vein. When the edges of the wound are drawn asunder, another layer of the deep fascia will be exposed, which must be lifted with forceps, nicked, and then carefully divided on a director. Under this lies the sheath of the blood-vessels, and upon it the *descendens noni* nerve. The subsequent steps of the operation are the same as those described for ligation in the triangle of election.

7. Ligation of the Subclavian Artery.—The point of election for ligation of this artery is the outer side of the scalenus anticus muscle. An incision is made parallel to and just above the clavicle, from the outer half of the clavicular insertion of the sterno-cleido-mastoid muscle to the anterior edge of the trapezius muscle, taking care not to go deep enough to cut the external jugular vein. The skin, superficial fascia, and the platysma-myoides muscle are to be divided. Then the external jugular vein is to be drawn aside. If this be impossible, it must be divided between two ligatures. The loose connective tissue must now be carefully broken up with a director and a search made for the artery. It must be remembered that it lies to the outer side of the scalenus anticus muscle and to the inner side of the cords of the brachial plexus. When found, it is to be very cautiously separated from its attachments to the pleura, and the ligature passed from below upward. The greatest care is necessary to avoid injuring the vein or the pleura, or including a nerve in the ligature.

8 and 9. Ligation of the Axillary Artery.—This artery is ligated in its first portion just after passing over the first rib, and in its third portion in the axilla.

8. *Ligation of the First Portion of the Axillary Artery.*—The arm is drawn away from the side, and an incision about three inches in length is made in the line which marks the division between the upper and lower parts of the pectoralis major muscle. The superficial and deep

fasciæ must be divided on a director. The muscular interspace is then to be sought for, and the two parts of the muscle separated, working up toward the clavicle, and not directly backward. As this is done, the arm should be brought back to the side, so as to relax the parts. The costo-coracoid membrane is next to be found and opened on a director. The artery lies beneath it. It is to be carefully isolated from the axillary vein, which lies on its inner, or lower, side, and the axillary nerves, which lie to its outer side. The ligature should be passed from within outward, or from below upward.

9. *Ligation of the Axillary Artery in the Axilla.*—This is the most accessible part of the artery. It is reached by drawing the arm away from the body, and making an incision about three inches long over the course of the vessel, at the junction of the anterior and middle thirds of the axilla. The deep fascia must be divided on a director, and the artery will be found beneath it, with the axillary vein on the ulnar side (toward the back of the arm), and the median nerve on the radial side (toward the front of the arm). The ligature should be passed from the ulnar toward the radial side, so as not to injure the vein.

10. Ligation of the Brachial Artery, in the middle of the arm.—An incision about two inches in length is to be made along the inner edge of the swell of the biceps muscle, at the middle of the arm. After dividing the skin and superficial fascia, and any fat that may be met with, the fibrous membrane which encloses the biceps muscle will be encountered. This is to be divided on a director, and the loose connective tissue along the edge of the muscle broken up, when the artery will be exposed. Care must be taken not to divide the median nerve, which crosses the brachial artery near its middle, passing from the radial toward the ulnar side, and not to include it in the ligature. The venæ comites lie one on each side of the artery.

11. Ligation of the Radial Artery, in the upper third.—An incision is to be made in a line drawn from the middle of the bend of the elbow to the point at which the pulse can be felt at the wrist. The median vein is to be avoided in incising the superficial fascia. When the deep fascia has been exposed, a yellow line, marking the division between the supinator longus, on the radial side, and the pronator radii teres, on the ulnar side, is to be looked for. The fascia is to be opened along this line, and the artery will be found below it. The radial nerve lies to the radial side of the artery, but so far away as to be in little danger of being injured.

12. Ligation of the Ulnar Artery, in the lower third.—An incision is to be made in the depression between the flexor sublimis digitorum and the flexor carpi ulnaris, just above the carpus. The skin and superficial fascia are to be divided, and then the deep fascia is to be picked up with the forceps and divided on a director. The artery will be found lying on the pronator quadratus, alongside the tendon of the flexor carpi ulnaris, with the ulnar nerve on its ulnar side. The ligature should be passed from the ulnar toward the radial side, avoiding the nerve.

13. Ligation of the External Iliac Artery.—An incision is to be made nearly parallel to Poupart's ligament, and about an inch above it, extending from about an inch above the anterior superior spinous process of the ilium to a point near the external abdominal ring. This incision should curve slightly upward at both ends. The skin and superficial fascia are to be divided, and ligatures to be applied to any vessels which bleed. The tendon of the external oblique muscle is to be divided, and then the internal oblique and the transversalis muscles. The separation of the transversalis fascia is a work of the utmost delicacy, to be effected with the forceps and the finger, the latter restraining and protecting the peritoneum. A finger passed down into the pelvis through the opening will discover the artery. The accompanying iliac vein lies to the inner side of the artery, and the anterior crural nerve at some distance to its outer side. The ligature should be passed from within outward.

14. Ligation of the Femoral Artery in Scarpa's Triangle.—The point of election for ligation of the femoral artery is at the apex of Scarpa's triangle. To accomplish it, the leg should be flexed at the knee, and the thigh slightly flexed upon the abdomen, abducted and rotated

outward, so as to lie on its outer side. An incision should then be made over the course of the artery, in a line bisecting Scarpa's triangle from the middle of its base to its apex. This incision should be about three inches long, and its middle should be over the apex of the triangle. The skin, superficial fascia, and fat having been divided, the inner edge of the sartorius muscle must be found and drawn outward. The artery will now be found, with the vein to the inner side and a little behind it, and several nerves on the outer side. The artery should be carefully isolated after opening its sheath, and the ligature passed from within outward.

15. Ligation of the Femoral Artery in Hunter's Canal.—This rare ligation is performed by placing the limb in the position for the preceding operation, and making an incision from the apex of Scarpa's triangle toward the back part of the internal condyle of the femur, avoiding the saphena vein. After passing through the skin, superficial fascia, and fat, the deep fascia will be seen, binding down the sartorius muscle. This membrane is to be opened on a director and the muscle drawn backward. This will disclose the aponeurotic sheath which covers the femoral artery at this point. This sheath must be opened, and the artery will be exposed. In ligating it, care must be taken not to injure the long saphenous nerve, which accompanies it, or the femoral vein, which here lies behind it and toward its outer side. The ligature should be passed very carefully from without inward.

16. Ligation of the Anterior Tibial Artery, in the middle third.—An incision is to be made, about three inches long, in a line passing from a point midway between the tubercle of the tibia and the head of the fibula, to a point midway between the two malleoli. When the deep fascia has been reached, a yellow line may be found, indicating the septum between the tibialis anticus muscle and the extensor longus digitorum. Along this line the aponeurosis is to be divided on a director, and the two muscles carefully separated until the extensor proprius pollicis is met with, when this is to be separated from the tibialis anticus until the artery is reached. It is accompanied by two venæ comites, which it is not important to regard if they are difficult to separate from the artery. The anterior tibial nerve lies either in front or at the outer side of the artery. To avoid injuring it, it should be pressed to the outer side of the wound and the ligature should be passed from without inward.

17. Ligation of the Posterior Tibial Artery, in the middle third.—An incision three inches long is to be made parallel to the inner border of the tibia and about half an inch back of it, and carried down to the superficial fascia. This is to be carefully opened, avoiding injury to the internal saphenous vein and nerve, which lie in the track of the wound. They must be found and drawn aside. Then the deep fascia is to be divided on a director, and the inner border of the soleus muscle is be pressed away from the tibia, when the vessel will be exposed. It is accompanied by two venæ comites and the posterior tibial nerve, which lies to the fibular side of it. The veins and nerve being separated from the artery, the ligature should be passed from the fibular toward the tibial side.

18. Ligation of the Posterior Tibial Artery behind the Internal Malleolus.—A slightly curving incision an inch and a half long is to be made behind the internal malleolus, and about half-way between it and the tendo Achillis. The skin and superficial fascia having been divided, the deep fascia is to be lifted and divided on a director. The artery will then be exposed, accompanied by its venæ comites, and the posterior tibial nerve, which lies to the back of it and toward the fibular side. The ligature should be passed from behind forward.

19. Ligation of the Dorsalis Pedis Artery.—An incision an inch long is to be made on the back of the foot between the inner tendon of the extensor brevis digitorum and the outer side of the tendon of the extensor longus pollicis. (These tendons can be mapped out by manipulating the great toe.) After dividing the skin, the superficial fascia, and the deep fascia, the artery will be exposed. The continuation of the anterior tibial nerve lies to the fibular side of the artery. The ligature should be passed from the fibular toward the tibial side.

THE

MEDICAL NEWS

VISITING LIST.

RECORDS OF PRACTICE.

FOR THIRTY PATIENTS PER WEEK.

1897.

NAME.	Su.	M.	Tu.	W.	Th.	F. 1	Sa. 2
Mrs McCulloch						C	
Mrs . C Mallock.							C
Mrs Mills. Hamilton.							C

Charge.	Brought Forward.	Total.	MEMORANDA.
	20 pd		Tomato
	10 pd		
			25 to charge

NAME	Su. 3	M. 4	Tu. 5	W. 6	Th. 7	F. 8	Sa. 9
Mr Yons.		c					
Mr William Cowan		c		c			
Dr Caufman Elkton Va		c					
Mrs Poller			c				
Mrs Eiseman			c				
Miss Mcodemus			c				
Mrs Cole				c			
Mr Sadler (DH)				c			
Mr Robinson Pauxsutany					c		
Mr A D Jones					c		
Rev W J Mullard (DH.					c		
Weinberg 2102 Bolton ave					c		
Mrs Ashbridge 1502 Park ave					[illegible]	c	
Mrs Harsh 2309 Md ave						c	
Mr Thomas 322 Tonnist.						c	
Mr Kechkemer c or Pole						c	
Mr Kirkwood Mitchell							c

Charge.	Brought Forward.	Total.	MEMORANDA.
	10 pd		
			C/o Jesse Tyson
	25 pd		
	10 pd		
			C Miss Sara Adler 1632 Mad ave?
	25 00		
	10 00		
			$20 to charge.
			Canton
			2032 Mad ave c/o Pole
	25 00		Richmond.
			50
			105

NAME.	Su. 10	M. 11	Tu. 12	W 13	Th. 14	F. 15	Sa. 16
Mr Wagner York.	c						
Mrs Silva (Dr Wilkes	c						
Goldsborough	c						
Mrs Kerngood	c						
E Fleischer 2113 Mad ave	c						
Sol Kühn, Harrisburg.		c					
Miss Lockeman York Pa		c					
Mr Pendleton 210 W Mad		c					
Mrs Hayward 1129 N Ch			c				
Mr 2032 Mad ave			c				
Capt Morrison				c			
Mr McGee Washington					c		
Otto Fisher 216 S Eulaw						c	
Mrs Marx Gunstagh						c	
Mr Taylor Alexander							c
Mrs Carlen Alexander							c

Charge.	Brought Forward.	Total.	MEMORANDA.
10.00 pd.			
10 pd*			c dr Wilkins
			Cathedral St. c dr Earle
10 pd			c dr Blum R. Arthritis
			c dr Brinton.
			25 per pg.
10 pd			
10 pd			640 N 15th St Phila
10			Richmond Va
100 pd			
100 pd			

* Supposed pertinentes probably pleasing all to gather loud friction at left ax. region

NAME.	Su. 17	M. 18	Tu. 19	W. 20	Th. 21	F. 22	Sa. 23
Miss Oliver 1200 Calls St		c	c				
Major Ingalls Wash			c				
Mr Cone New York			c				
Th K Carey at			c				
Mr Hechheimer			c				
E A Blackshere				c			
Mr E Bird						c	
Senator George Wash							c

Charge.	Brought Forward.	Total.	MEMORANDA.
10 pd			
10 pd			
			28 N Fulton ave
			$100 to charge.

NAME.	Su. 24	M. 25	Tu. 26	W. 27	Th. 28	F. 29	Sa. 30
Mr Tale. Greensboro N C	c						
Mr Cazmeux		c					
Mr Warde Washington		c					
Mr Marshall		.	c				
Mrs McKim			c				
Mrs Ridgely				c			
Mr Perkins Birmingham				c			
Mr Wade Wash. (DH)					c		
Mr T J Careys (no bill						c	
Mr Sonnbrum 1527 Bolton							c
Mr Youse							c
Mr Kless 1515 N Bdwy				c			

Charge.	Brought Forward.	Total.	MEMORANDA.
20 pd.			
10 00			
10 00			Indianapolis. Ind
			c Miss Tucker
20 pd			
			~~Cert.~~ Moorbund, Cert
	c Dr Booker		Dr Morgan.
		c Dr Lee	N Bdwy

NAME.	Su. 31	M. 1	Tu. 2	W. 3	Th. 4	F. 5	Sa. 6
Mr Goldsborough.	c	c					
Mrs Rich. Dorsey		c					
Mr Youse		c					
Mr Harlan Belair		c					
Mr Taylor Charleston			c				
Mrs Cone			c				
Mrs Crawford. (Mrs Dixon					c		
Miss Taylor					c	c	
Mr Hochheimer						c	
Mr Pless c Wilson							c
Mr Dit							c
Mr Dit							c

Charge.	Brought Forward.	Total.	MEMORANDA.
			Cathedral St.
10 pd			
25 pd			
			Mem of Wm Taylor.

NAME.	Su. 7	M. 8	Tu. 9	W. 10	Th. 11	F. 12	Sa. 13
Mrs ? Washington			c				
Mr Walker.			c	c			
Mrs Taylor			c				
Mrs Harsh			c				
Mr Albaugh			c				
Mr H. Jusen			c	c		c	
Mrs Jeffers Middle Reven				c			
Mrs Ridgely				c			
R B Purcell					c		
Mr Minotti Charleston W Va						c	
Mrs R. Dorsey } 1031 St Paul						c	
Mrs Ridgely }						c	
Mrs Merryman							c
Miss Ben Barr. Ost							c
Mrs Martin Hawley							c

Charge.	Brought Forward.	Total.	MEMORANDA.
20 pd			
10 pd			
10 pd			
10 pd			
15 pd.			
			Cockeysville. $35 td
			$25 to change

NAME.	Su. 14	M. 15	Tu. 16	W. 17	Th. 18	F. 19	Sa. 20
Mrs Harvey Smith	c					c	
Mr Louis McLane	c						
Mrs M B Jones		c					
Mrs Handy COH		c					
Mrs Cluff Pocomoke City		c					
Mrs James Carey		c					
Mr Hunnerhouse			c		c		c
Mrs McKim					c		
Mrs McSodemus					c		
Mrs C Nelson					c		
J R Wood (Mrs)					c		
Mr Blackshere					c		
M Bembry Span Embassy						c	
Mrs Shoemaker.						c	
Mr Marcus						c	
~~Mr Harvey~~ Mrs ?						c	
Mr. Kenny 1601 Park ave							c

Charge.	Brought Forward.	Total.	MEMORANDA.
			56 W Biddle St
			Poss Mayxaden
10	pd		
10	pd		
10	pd		
20	pd		
			Lady Mickenham Josephine Mays Cousin Lived (Harry T.)

NAME.	Su. 21	M. 22	Tu. 23	W. 24	Th. 25	F. 26	Sa. 27
N Bergman 28 So Green	c						
Mr Crozeau	c	4	c				
Miss Ella Howell. Goldsboro nc			c				
Mr S A Cohen 2111 Boll. ave			c	c			
Mr Kenney 1601 Park ave			c	c		c	
A R Smith Norfolk				c			
Mr George 1320 McCull.				c			
Mr Powel Richmond					c		
L J Man 24 Hopkins Pl					c		
Alb Kapkee					c		
Mr Banigan Providence						c	
Mrs Collins Hagerstown						c	
Mr Powell Tarboro						c	
Mr J. Strouse						c	
Mrs Dr. Angell, Hampton Va						c	
A R Dalrymple St Paul Mn						c	
Hugh Smith Woodville Va							c

Charge.	Brought Forward.	Total.	MEMORANDA.
10		4. 1	C Mrs Friedenwald
20		4. 1	C Mr Neff.
10 Pd			
20			
25 Pd			
10 Pd			
25 Pd.			
10 Pd			
20 Pd			
10 Pd			

$300 + charges.

NAME	Su. 28	M. 1	Tu. 2	W. 3	Th. 4	F. 5	Sa. 6
Mrs Ridgeley	c						
Mr S. L. Cohen	c						
Mr. Deford		c					
Mr Mann		c					
Mr Williams		c					
Mrs Stephenson			c				
Mr Slusky Ann			c				
Mrs Kemp. Frederick			c				
Mrs McKim				c			
Miss Brown Lonsberg W.Va				c	D.H.		
Mr Sig. Marcus					c		
Mr Shriver					c		
Mr . Elklin					c		
Mr B. Carter				c	c		
Mr Kenny					c	c	
Mr Bailey 1304 Holmes ave						c	
Mr Hohenz Frostburg Md						c	
Mrs A O Cook 1500 W Balt St						c	
Mr Moore						c	
Miss Bauerschmidt							c
Mrs Harry Reed							c
Mr McKinz Providence R.I.							c

order Pepsin sly & calisaya
Cinderella. diet. oatmeal & cream

Charge.	Brought Forward.	Total.	MEMORANDA.
			Bill for 25 sent 3. 3. 97
10 pd			
25 pd			Marienette Wis
25 pd			Augusta
100 pd			
20 pd			
10 pd			
10 pd			
10 pd			
25 pd			

NAME.	Su. 7	M. 8	Tu. 9	W. 10	Th. 11	F. 12	Sa. 13
J Hagerty 1111 W Lanvale	c						
Mr Kenny	c		c		c		
Mr Goldsborough. Calle St.	c						
Mrs Kuhns Dunlo Pa		c					
Bernard Carter		c					
Mr Hugh Nicole Kingston Ont		c					
Mr Tytler Guelph.		c					
Mr Kuhn		c					
Mr Mann		c					
Mrs Robertson			c				
Mr Ellinger			c				
Dr J. Brown Washington			c		DH		
Mr Moore Elliots Md				c			
Miss Malloy Syracuse				c		c	
Mrs McCormas Oakland DH				c			
Father Schwenger N Y					c		
Mrs Williams. Cumberland					c		
Mrs McLellan York Pa						c	
Mr N McKinney Greensboro						c	
A D Sappington 502 Fidelity						c	
Mrs M E Scarborough 1310 Penna av						c	
Miss Nowell Charleston SC						c	
Mr Payne Preston Md						c	
Mrs Crosby Minneapolis						c	
Mrs Tytler Guelph Ont						c	
Dr Gamble City						c	

Charge.	Brought Forward.	Total.	MEMORANDA.
10 /- d			
11 /- d			
10 /- d			
10 /- d			
10 /- d			Dr Hawley
10 /-			
20 /- d			Dr McKenna
		4.1.	Dr Bell.
		4.1	
10 /- d			Dr Phillips Brewster
			8 50 /- d

NAME.	Su. 14	M. 15	Tu. 16	W. 17	Th. 18	F. 19	Sa. 20
J H R Molson	c						
Hugh McLennan	c						
Senator Thibaudault	c						
E L K Robinson Nev. Yn		c					
Mrs Wheeler Ny			c	c			
Mrs George			c				
Mr Kenny			c				
Mr Stewart.				c			
Mrs Nowell (Ott.)				c			
Mrs McComas (Ott)				c			
Mr Cleary					c		
Mrs Randall					c		
Mr Sappington						c	
Mr Halgarten Ny						c	c
Mr Goldman							c
Mrs Eiseman							c
Mrs Gough. Washington.							c
Mr A L Horner							c

Charge.	Brought Forward.	Total.	MEMORANDA.
			$1000. to charge pd
			$25 to charge
			$25 to charge
20 pd			17 E 49th St.
			4 d.
10 pd			
10 pd			
20 pd			
10			
10 pd			
			.1228 Lafayette ave

NAME.	Su. 21	M. 22	Tu. 23	W. 24	Th. 25	F. 26	Sa. 27
Mrs Tyller.	c						
Mrs Crosby	c						
Mr Shriver			c		c		
Mrs Chas Hullgren			c				
Mr M Hyder Emmitsburg			c				
Mr Garrigues 216 N Carey			c				
Mrs Horner Emmitsburg md			c	c			
Dr Slansburg Appleton Wis				c			
Mrs Jackson (Gov Jack					c		
Mrs Schumberg					c	DH	
Mr Cameron Harrisburg					c		
Mr D. (Dr Dis Falk DH						c	
Mrs Oppenheimer 1829 Bolton						c	
Mr Harle Poilsmith							c
Mrs Maynard. Mt Cury							c
Dr Verdin.							c

Charge.	Brought Forward.	Total.	MEMORANDA.
20 pd			
10			C to Worthington
20 pd			
			C Mrs Hazlett Chlorine
10 pd			
10 pd			

NAME.	Su. 28	M. 29	Tu. 30	W. 31	Th. 1	F. 2	Sa. 3
Mr Bestar Washington		c					
Mr McGill		c					
Mr Lerch 11 E Pratt		c					
Mr Joseph Foard		c					
Mr Bickley		c	c				
Mrs Contee 6 11 N Calvin				c			
Miss Clark Ellicott City					c		
Mrs Jos Sparks Corbett					c		
Mrs McKim						c	
P H Birely Frederick						c	
A R Campbell Galveston						c	
Chas Greenbaum 159 N Bd						c	
Dr. Stansbury						c	
Mr Whitehead 1622 Mad ave							c
Mr Davis Grafton W Va							c

Charge.	Brought Forward.	Total.	MEMORANDA.
20			
20 /—			
4 /—			
10 —			Bolt Co.
10 /—			
25 /—			
10 /—			
10			

NAME.	Su. 4	M. 5	Tu. 6	W. 7	Th. 8	F. 9	Sa. 10
Mr Wagner York	c						
Miss Eaton		cc	c				
Mrs Highees patient			c				
Mr Morgan Smith York Pa			c				
Mr White 2513 Mad ave			c				
Mr McIlroy. Provider			c				
Miss Butler Pomona. (D4)				c			
Mrs Connor Norfolk. Va	DH				c		
Mrs 1829 Mad ave					c		
Mr. Beckhofer Eutaw Place					c		c
Mrs McRushell } cts						c	
Mr McCaskell } cts						c	
Miss Malloy (Dr Kelly)		c					
Mrs Dunlop (Montreal)				DH		c	
Mr R G Cochran							c
E. Morris Montreal							c
~~Mr Rosenfeld~~							

Charge.	Brought Forward.	Total.	MEMORANDA.
10 pd.			
10 pd			
	20 pd		
			282 Water St
			Tiles of Dr Keogh.

NAME.	Su. 11	M. 12	Tu. 13	W. 14	Th. 15	F. 16	Sa. 17
Uriah Wilkins	c						
Major Horner		c					
Mrs Simmons Frederick			c				
Dr Cheston West River			c				
Mr Gable York			c				
Hon John Hall Montreal			c				
Mrs McCaskell			c				
Mr Cochran			c				
Miss Adler			c				
Mr Walker 1024 St Paul		c	c		c		
Mr W. Chisholm Savanah				c			
Mr Hobbs. Fayetteville NC				c			
Mrs Harsh				c			
Fathe McHan				c			
Mrs Eiseman				c	c		
Mr Callagher					c		
Miss Malloy					c		
Mrs Sleet					c		
Mr Booth Portsmouth					c		
Mr Mitchell Elizabeth City					c		
Mrs Douglas Gordon					c		
Mrs Selmes Eager St					c		
Mr Oppenheimer						c	
Mr Rosenfeld x						c	
Mr Boyd Toronto							c

Neurasthenia. [illegible] prandtus Orderd [illegible]

Charge.	Brought Forward.	Total.	MEMORANDA.
10			
10			
10			
20			
10			
10			
10			
10			
15			
			Hirsh & Rosenfeld
25			
			cd. closed.

NAME.	Su. 18	M. 19	Tu. 20	W. 21	Th. 22	F. 23	Sa. 24
Mr Davis. Hamilton		c					
Mr Ward Bent. Phila			c				
Mr R M McDowel Medina Ohio			c				
Mr Gulman			c		c		
Mr Freeman				c			
Mr Engel				c			
Mrs Wilkins The Colonial				c			
B. Wilkins Washington				c			
Hon John Hall					c		
Mr					c		
Mrs Leek					c		
Mrs Tilghman						c	
Mr Dempwolf York Pa						c	
c H Brown 2104 N Chas						c	
Mrs Lilly (DH						c	
Mrs Owens (Dist)						c	c
Mrs Summer (							c
Mrs Blakshere							c
Mr W C Rouse							c
Mrs Blackwood 1022 N Calv							c
Mr Abell							c
Mr Beckhofer 1820 Fail pl.							c

SC Leek. Rockingham N C

Charge.	Brought Forward.	Total.	MEMORANDA.
10 pd			
25 "			
25 00			
			Nephew of Mrs Joel Gutman
10 00			
13 pd			
			Washington
			C Dr Ames.
			C Dr Steinhill
			709 St Paul St.
20			Dr Barshinger
10			
5			
20			

NAME	Su. 25	M. 26	Tu. 27	W. 28	Th. 29	F. 30	Sa 1
Mr I. Gulman 1901 Enl Pl	c	c	c.	c.			
Mr Hess 1907 Enlaw Place	c						
Mgs Dauerschidt		c					
Col. Scott Belair		c					
Mr Jones Birmingham		c					
Mr Drucker Janesville		c					
D. Morrice. &c.			c				
Mr Ahinger. 2120 Bolton St				c			
Judge Reynolds Washington				c			
Staples Judg					c		
Beckhoffer					c		
Mrs D. Hanzard					c		
Mr Johnson Cumberland						c	
B Kahn & Son						c	
Mr Cattell 1835 Hart Ave						c	
Mrs & M Sylvester Portsmouth						c	c
Mrs Blackwood 1022 N Calv.						c	
Mr Miller							c
Judge Hammond 319 W Hoffman St							c
Mr B M Baker							c
Mr Fayer. 922 McCulloh St							c
Mr Cazeneux 1 E Franklin St							c

Charge.	Brought Forward.	Total.	MEMORANDA.
	.	11 mos	2 am . = 100
			ordered strychn & not to go out in the am before BKf.
10 pd			
			$25
25 o			
25 m			
10			
20			
#	another 10 remembers		

NAME.	Su. 2	M. 3	Tu. 4	W. 5	Th. 6	F. 7	Sa 8
Judge Hammond	c						
Beckhoffer 1820	c		c		cc	c	
Mr Shriver		c					
Mr Homer		c					
Miss McKim		c					
Mr Rainberg			c				
Mr Cooper Allandale			c				
~~Mr Beckhoffer~~							
E B Mealy Hagerstown						c	
O F Galzendanner Frederick						c	
R P Benton Portsmouth						c	
Mrs Cushawa Mercersby						c	
Howell Cobb. Durham NC						c	
Mr Barton 12 E 22nd							c

Charge.	Brought Forward.	Total.	MEMORANDA.
10			
25			
10			
10			
20			
20			Dr Reeche . patient

NAME.	Su. 9	M. 10	Tu. 11	W. 12	Th. 13	F. 14	Sa. 15
J. S Strouse		c					
Mr Shepard St Paul			c	c			
Mrs Warfield ort.							
Mrs Mrs Perot Hall				c			
Mr Glaser 2035 Bolton St				c			
Mrs Warfield mt airy.					c		
Mr Johnson Norfolk r.					c		
Mr Sternberg 614 Forrest St					c		
Mrs Neal Yankton SD						c	
Hit Cook Newyork.						c	
Mr Colb. Durham NC							c
Dr Gray Winston - NC							c

Charge.	Brought Forward.	Total.	MEMORANDA.
			(So. Sol Shrine.
50 pd			
			Greenwood B.C. pd. 20
			Dr Simons case
			French woman neurasthenia
20 pd			C Dr Dupuy
15.			
			Dr Meade
20			
10			

NAME.	Su. 16	M. 17	Tu. 18	W. 19	Th. 20	F. 21	Sa. 22
Mr Wagner	c						
Robt. Dixon. Easton	c						
Mr Stanley Burns		c					
Mrs Bannerstedt		c					
Mr Geo Henderson		c					
Mr E K Greene		c					
Mr Buchanan		c					
Mr Hyder Emilsburg						c	
Mr Robertson. Roanoke						c	
Mr Mordecai Charleston						c	
Mr McLaughlin						c	
Mr B Lackshere						c	
Mrs Millsaps Munroe La							c

Charge.	Brought Forward.	Total.	MEMORANDA.
10			
20 00			
10 00			C on Deeds
25			
			p d. 25
10			
10			
30			
10			

NAME.	Su. 23	M. 24	Tu. 25	W. 26	Th. 27	F. 28	Sa. 29
F P Loomis, Cincinnati.		c					
Ed W James. Norfolk		c					
H Milner Pokohantas		c					
Mr Fendenthal. (DH.)		c					
Harvey Smith		c					
Col. Scott Belair		c					
R H Rigsbee Durham				c			
Mrs Carr Frederick				c			
Dr Cochems Galida Col					c		
Chas E Gorsuch Westminster					c		
Mr Whitney Ed Rapids						c	
Mr Greenleaf Johnson						c	

Dilated heart &c

Charge.	Brought Forward.	Total.	MEMORANDA.
20			
20			
10			
20			
10			c [illegible]
10			
			c Dr Todd. 25 Nat Washington

NAME.	Su. 30	M. 31	Tu. 1	W. 2	Th. 3	F. 4	Sa. 5
Dr Van Dyke Mason O.	c						
Mr	c						
Mrs Randolph	c						
B Randall	c						
Mr Franklin St				c			
Miss Violet White Parsadena Cal					c		
Dr Wilson US N					c		
Mrs J D MacDonald						c	
Mr I Strouse 1213 Mad ave						c	
Mrs ?							c
Walter E Faison Washington							c
Bratteen W D. Elkin							c
Mitral valve dis. Dropsy. code							

Charge.	Brought Forward.	Total.	MEMORANDA.
			C Dr C T Hall of Mason
			C Dr Wilson
25			
20			Dr Burnet 36 Grosvenor St.
10			Rent + Dr Halsted, Vanderbilt
			Plaza Hotel N.Y.
	(not found)		was at the Clermont
10			C Dr Lancier &
20			
25.			

NAME.	Su. 6	M. 7	Tu. 8	W. 9	Th. 10	F. 11	Sa. 12
G H Willey Providence R I		c					
Mrs Grimes. Raleigh N C		c					
Mr Schofner Nashville T.		c					
Mr F H Stickney Washing			c				
Mrs Rosenwald San Fresco			c				
Benj. Akerman Cripple Creek			c				
Mr Abbott				c			
Father Hogan				c			
Rev Mr Pelford Lansing					c		
Thos Whitridge					c		
B F. De Ford & Mt Ver Sq.					c	c	
Miss Randall						c	
Mr Nelson up Marlboro						c	

Charge.	Brought Forward.	Total.	MEMORANDA.
25 00			
25 00			
50 00			
			Dr. Dr Oppenheimer amt
			1 d 10 pds
10			
			c Dr Wunder
			Chalkmee
20 pd			

NAME.	Su. 13	M. 14	Tu. 15	W. 16	Th. 17	F. 18	Sa. 19
Mrs Kraus 1903 McCal		c					
Mrs or Hill up Marlb		c		DH			
Alb Darby Madison ave		c					
Regin Bergen 1032 S Light		c					
Capt Walker S.S. Indiana.			c				
Mr Werner			c	c			
B. Wiesenfeld 706 Fidelity.				c			
Father McCarthy, Georgetown				c			
Mrs P Hamburger.			c	c	c		
Mr N Gay St			c				
Mrs Sullivan San Antonio TX					c		
John Kennedy Texas Ind					c		
Mr Upshur 1813 N Chas					c		
Mrs Ullman or (1) 79 W 73rd St					c		
Mr Blackshere					c		
M Kiefer 21 E Fayette St						c	
J K Ober 1731 Linden ave						c	
L. Workmeister 649 W Lombard.						c	
Mr White							c
Mrs Lincoln Smith							c

Charge.	Brought Forward.	Total.	MEMORANDA.
			1223 Wal ave
10 pd			
10 pd			
30 pd			
			To ch. 10.
			C Dr T
			C Dr Kelly
10 pd			
			C Dr Cloggett. Rheum toe & left mid Finger
			N Y.
			Supposed heart dis
10			Mrs Obe Mrs Esther Rohr (C Dr Freely
			Bonsal while
25			1631 Mass ave

NAME	Su. 20	M. 21	Tu. 22	W. 23	Th. 24	F. 25	Sa 26	Brought forward
S Friedlander	c							
John Loeber 605 Fred Rd		c						
Mr Johnson C St H		c						
Albert Gilmer		c						
Mrs Hamburger		c	c			c		
Mrs Louis Gutman		c						
Mrs Meyer Bornheim		c						
Dr Talley Columbia Sc			c					
W Edgeworth Bird			c					
My C. White			c					
R C Gooding St Paul				c	c			
Mrs White Ellicott City	D/H			c				
Mrs Schoppner. Nashville	D/H			c				
Dr Meyer					c			
Mrs Eichelsberger Frederick						c		
H. N Owen Washington							c	4
James M Barron							c	

Charge.	Brought Forward.	Total.	MEMORANDA.
10			3rd 7th St. Washington
10 pd			
			Stokes adams car
			son of Judge Gilmore Govanstown
10			2007 Bolton St.
25			
10			
20 pd.			
10			

NAME.	Su. 27	M. 28	Tu. 29	W. 30	Th. 1	F. 2	Sa. 3
W. H. Groverman		c					
John Drew Washington		c					
J. M. Tiernan Salisbury Ne		c					
Miss Gra Siedenberg N.Y.		c					
Miss Randall		c					
Miss Eaton		c					
Mr Whitridge			c				
Mr Massey Pinto							c

Charge.	Brought Forward.	Total.	MEMORANDA.
10 [illegible]			
20			
20			
20			
20 [illegible]			

NAME.	Su. 4	M. 5	Tu. 6	W. 7	Th. 8	F. 9	Sa. 10

Charge.	Brought Forward.	Total.	MEMORANDA.

NAME.	Su. 11	M. 12	Tu. 13	W. 14	Th. 15	F. 16	Sa. 17

Charge.	Brought Forward.	Total.	MEMORANDA.

NAME.	Su. 18	M. 19	Tu. 20	W. 21	Th. 22	F. 23	Sa. 24

Charge.	Brought Forward.	Total.	MEMORANDA

NAME.	Su. 25	M. 26	Tu. 27	W. 28	Th. 29	F. 30	Sa. 31

Charge.	Brought Forward.	Total.	MEMORANDA.

NAME.	Su. 1	M. 2	Tu. 3	W. 4	Th. 5	F. 6	Sa. 7

Charge.	Brought Forward.	Total.	MEMORANDA.

NAME.	Su. 8	M. 9	Tu. 10	W. 11	Th. 12	F. 13	Sa. 14

Charge.	Brought Forward.	Total.	MEMORANDA.

NAME	Su. 15	M. 16	Tu. 17	W. 18	Th. 19	F. 20	Sa 21

Charge.	Brought Forward.	Total.	MEMORANDA.

NAME.	Su. 22	M. 23	Tu. 24	W. 25	Th. 26	F. 27	Sa. 28
W. A. Forbes					C		

Charge.	Brought Forward.	Total.	MEMORANDA.
			₱ 500 to charge

NAME.	Su. 29	M. 30	Tu. 31	W. 1	Th. 2	F. 3	Sa. 4
Mrs Ogdvie				c			
Mr O'Hear					c		
Wm Mackenzie					c		
Mr Warrick						c	
J M Baker Washington							c
~~Mr Dabney~~ M Janvier							c

Charge.	Brought Forward.	Total.	MEMORANDA.
25			
10			
25			
10			
			$10/d.
			70

NAME.	Su. 5	M. 6	Tu. 7	W. 8	Th. 9	F. 10	Sa. 11
W N Thomson. Edmonds Ave	c						
General Gordon Atlanta		c					
Mr Louis Fox " "		c					
G. A. Hax 1715 N. Calvert St		c					
Mr Jordan (New Windsor)			c				
Mrs Hockley Govanstown			c				
Mrs Zell				c			
Col Elliott 1603 O St.				c			
Mr Witherspoon. Meriden Mass				c			
Martin Wagner 2436 Eul Pla					c		
B Wiesenfeld 706 Fidelity					c		
Mrs Max Fisher Logansport. Ind					c		
J E Healy 664 Reservoir St						c	
C E Smith Com & Far Bk						c	
Sisters of Notre Dame							c

Charge.	Brought Forward.	Total.	MEMORANDA.
10			
25			
			$100 to charge
11			want
10 pd			
10 pd			
			$10 (Dr F.'s pat.
10 pd			
10 pd			
			$20 to charge
			70
			85
			155

NAME.	Su. 12	M. 13	Tu. 14	W. 15	Th. 16	F. 17	Sa. 18
Father Gullband		c					
Mrs Clarke		c			c		
Mr Hoke			c				
Dr Crouch.							
Livingston St Paul					c		
Mrs Hall Greenville. Tex					c		
Mr Wieger 925 E Back					c		
Mr Scott J.S. (Dist.) World					c		
Mrs Church Lakeville Con						c	

Charge.	Brought Forward.	Total.	MEMORANDA.
10 pd			
30			
20 pd.			
10 "			
250 pd.			

15.5.
320
475

NAME.	Su. 19	M. 20	Tu. 21	W. 22	Th. 23	F. 24	Sa. 25
J Blackshere Maughlin W		c					
S P Broomall Cty		c					
B B Watts Williamston N C		c					
T G Kombauer		c					
Gustavus		c					
Jas Leck. Waynesboro		c					
Mr Murray Staunton Va			e				
S Narkinsky				c			
B Compton Laurel					c		
Mrs J. Kurtz York Pa					c		
Father Burt					c		
Mrs Dr W R Capehart					c		
Dr. Kirkpatrick Boulders Col					c		
Miss Mary Murphy 103 So Cay St					c		
Mr Higgins St M. Sa						c	
Mrs Wamsley Brexton							c
E L Covington Middleton Del.							c
E Gier. Waynesboro							c
W Youngblood 1325 Van V							c
Mr Hess						c	

Charge.	Brought Forward.	Total.	MEMORANDA.
10	pd		
10	pd		
10	pd		
25	pd		3628 Cleveland ave St Louis
			106 E Pal Park ave
20	pd		
300	pd		
10	pd		
10	pd.		~~10 to charge~~
20	"		
			Edenton N.C. . Ch sciatica
			old hip lesion diagnosed
10		5 to pay	13 y. duration. atrophy of leg
			Paris, aldness. K p +
			$10 to charge
10	pd		
10	pd		
20			unchanged

470
455
925

NAME.	Su. 26	M. 27	Tu. 28	W. 29	Th. 30	F. 1	Sa. 2
B Kahn	c						
Mr Martin 103 Monmouth		c					
R E Carson 2401 W Nave		e					
R M Bibb		c					
Mr Adams 1409 W Fayette			c		c		
Mr Jones Mt Airy Md			c				
Mr Barnard Piedmont NC			c				
Paul Ranson				c	c		
Mrs Price Rutherford NJ					c		
Mrs Seer New York					c		
D. Rueben Alexandria					c		
A A Brager 1702				c	c	c	c
Mrs Cherry Greenville NC					c	c	
Mrs Erseman							
Mr Helps					c		
Dr Parker Ville Platte La						c	
Mrs Denby 213 A St Wash						c	
Mrs Strause						c	
Mr Whitridge							c

Charge.	Brought Forward.	Total.	MEMORANDA.
			$25 to charge. C with Dr Bevan at Shepherd Asylum
			Egyptian Missionary.
10 pd			DH. Old supposed. Weak trouble in left lung. Nothing def now. To see warfield
			100 to ct & table Spoke to smith
10 pd.			
10 pd			
10			
20			
10 pd			
10			
10			
			Pat of Dr Tiffany. Cancer of breast. $20.

NAME.	Su. 3	M. 4	Tu. 5	W. 6	Th. 7	F. 8	Sa. 9
Mr Matin 205 W Mon.	c						
Mr Walson Fairmont W Va		c					
Mr Culchin 104 E N. Mount St		c					
Mr Brager 1702 Madar		c		c	c		
Mrs W B Shepherd Hillsboro			c				
Mr 429 N Gay			c				
Mr Jenkins 528 W 23.			c		DH.		
Mrs Clark Woodbrook			c				
Mr Daniel Miller				c			
Mrs P N Bailey Winston NC				c			
T A Freeman Walnut Cove NC				c			
Mrs Louisa Black York Pa				c			
Mrs Geo Brown				c			
Dr Futrell Conway NC				c			
Mr Hess					c		c
Mr Raymo 1725 N Bdwy					c		
Mr Elkton					c		
Mr Henry Baader Alexandria						c	
Capt. Manley Atlanta						c	
Mrs Schmidt Pennsa ave						c	
Mrs J Wilmer						c	
Dr. Theo Cooke son (DH.						c	
Mrs Arch. Gracie							c
Mr J W Devlin 811 N Hwy							c
Dr Huggins ~~Little~~ Rock Hill SC							c

Charge.	Brought Forward.	Total.	MEMORANDA.
25 pd			
10 pd			
			Pd. 20
10 pd			with Dr McDeavill.
			Diffuse bronchitis
			Balt. Co. Mugs C. with Dr Sherwood.
25 00			
10 00			
10 00			
10 pd			
10 pd			
10 pd			Pat of Dr Saxton. Digital
			Miss Milligans w Lawrence
10 pd	Dealist		$10 - & 5 for Smith

NAME	Su. 10	M. 11	Tu. 12	W. 13	Th. 14	F. 15	Sa. 16
Mr Hagerty 1111 W Lanvale	c						
Chas Rieder Calonsville	c						
Jacob Lebach York Pa	c						
Isaac Schwarz Alexandra		c					
Mr Donoho 411 E Pratt St.		c					
F A Bradley 105 To Chester St		c	c				
H T Marsh (Dunn Com Ag			c				
A W Armstrong Alexandra			c				
Mr Hess 1907 Eutaw				c			c
Mr Mann "				c			
Mrs J H Wissler Wytheville Va					c		
Lilly N Snyder Mount View Md					c		
Gustav Brown Charleston Va					c		
Mr D B Johnson Rock Hill SC					c		
Mrs Amy Finck 'Severn'					c		
Mr Watson Fairmont W Va					c		
Faith Neill "						c	
Mathias Geiler 2415 Fair A						c	
R W Allen Fayette Ala						c	
Mrs Joh Calonsville						c	
Mr Geo Olney Solomonville Ala						c	c
Mr 1218 N H. Ave							c

Charge.	Brought Forward.	Total.	MEMORANDA.
			20
			$25 + charge
			$25 + charge
25 00			
10			
10 pd			
25 pd.			
			one $20.
10			
10 pd			
25 00			
20			
10			
10			
10			
25			
10			
25			
		$50	Washington DC.

$235 cash
170
400 400

NAME.	Su. 17	M. 18	Tu. 19	W 20	Th. 21	F. 22	Sa. 23
Mr Hess	c	c			c		
Walter Delaney 7. W Preston	c						
J H Fales 1113 N Eden St	c						
Mr Fitz York		c					
Mr Bransford Roanoke Va		c					
Mr Carter		c					
Mr Lowenstein 711 Lennox		c					
Mrs Turners. neice				c			
Aaron. Prag 2310 Eutaw Place				c			
Mr Lucks Washington					c	c	
Gov. Holliday					c		
Mrs Conrad E. Madison St						c	
Mrs E V Weems 1228 Ray St						c	
Miss S. 908 W Franklin St						c	
Nelly King -						c	

Charge.	Brought Forward.	Total.	MEMORANDA.
20 pd			
20 pd			
10 pd			
10 pd			
			$ 20 to charge
			20 pd ~~20 to read~~ Pd.
25 pd			
			20 to charge - c or miles
	Pd	~~20 to~~	charge - New Orleans.
10 pd			C Dr Wonder.

NAME.	Su. 24	M. 25	Tu. 26	W. 27	Th. 28	F. 29	Sa. 30
Mr Hess	10 C		11 C	12 C	13 C	14 C	C
J H B Hyde 1803 Bolton	C						
Mrs Wade N.Y.		C		C		[illegible]	C
Mrs Conrad		C	[illegible]	C		C	
Rev Bailey Smith (D H)		C					
T Herring Ridgecrater Va			C				
Pope Barrow			C				
B Strause			C				
Dr Owens Evansville				C			
Mr Norris J H W. (D H				C			
Mrs Robt Garrett				C			
Mr Jones		C			C		
Mrs C S Simmons Birmingham					C		
Capt Hall 1707 Mad ave					C		
Mrs Woolsey Johnson						C	
Dr D S Clark Rockford Ill						C	
Mr Jones						C	
Mrs Levy Talahasse Fla							C
Mr Turner Lutherville Md							C

Charge.	Brought Forward.	Total.	MEMORANDA.
			$25 to charge.
			Georgetown College. Petit Mal
20 pd			
10 pd			
			$25
			32 Preston St. E.
15 00			
10 00			

NAME.	Su. 31	M. 1	Tu. 2	W. 3	Th. 4	F. 5	Sa. 6
Mr Hess		16 c					
Mr Lerch		c					
Mr G R Berry 1508 Eul Pl		c					
Mrs Conrad		c				c 5	
Mrs Capt Hall			c				
Mrs Blum. (Dr Lifles Sist.			c				
Lieut. Tilden			c				
Mrs Wade			c				
L M Hooper Selma ala				c			
Mr John Cummings				c			
Ellis Mills Rapidan V.					c		
John C Taylor					c		
Mr Carter 1625 St Paul					c		c
Mr Golding				c	c		
Mr Peter Brown Montreal						c	
Mr Frederick							c
J I Bitner. Hagerstown							c
Victor Mitchell Montreal							c
James 13 Mt Vern Place W							c

Charge.	Brought Forward.	Total.	MEMORANDA.

NAME.	Su. 7	M. 8	Tu. 9	W. 10	Th. 11	F. 12	Sa. 13
Mrs Carter	c		c				
Mr Watson		c					
Mrs Conrad				c			
Mrs Erhardt				c			
Mrs Neukirk				c			
Mrs Abbey 44 W Biddle				c			
Mrs de Bam Jayne Phila				c	c	c	
Mrs J Rosenfeld 1720 Etan St.				c			
Mrs Straus					c		
Mrs Lillie c or Bellefonte						c	
Mrs Dempsey Washington DC						c	
Mrs Levi Greif						c	
Lady Davies Olana						c	
Mr & Stewart Chesterton						c	
Mrs Dilles 1723 Madison							c

Brought Forward

Charge.	Brought Forward.	Total.	MEMORANDA.
10			
			wife of Dr W. Chesterton
10			
			$10 to Ange
			C Dr J Friedewald.
10			
10 pd			
20 ar			C Dr Filler 1707 2. St.
			Levi graf 107 W Ball. St
10 pd			
10 pd			2213 St Paul
			C Dr Lilles & Dr J Friedewald Pneumonia.

NAME.	Su. 14	M. 15	Tu. 16	W. 17	Th. 18	F. 19	Sa. 20
Mr Likes	c						
de Barre Jayne	c					c	
Mr De Shields	c						
Mr Morgan Shawbro		c					
Miss Hen.		c					
Mr Bosler Carlisle Pa			c				
Mrs G L Bailey Palatka Fla				c			
Mr c Dr C T Richardson					c		
Mr C T Morel Savanah					c		
Mrs Conrad		c				c	
Miss Custis Acomac C H						c	
Mr Clark 10 E Centre						c	
Mr c Dr Lord (DH)						c	
Mr Carter 2018 E Pratt (DH						c	
Mr Rieman Mon. St							c

c Dr Reilly & Orth.

Charge.	Brought Forward.	Total.	MEMORANDA.
10 pd.			
20 pd			Insp of Hope Sav Station
			A. of Dr Aamrodre Supplies
	3 00 to charge		pain in Mont. News Paper Co
10 pd			
25 pd			
10 pd			
10 00			
			Dr Reynaud Dosen
			C Dr Atkinson

NAME.	Su. 21	M. 22	Tu. 23	W. 24	Th. 25	F. 26	Sa. 27
Mrs Chas Burnham	c						
Mrs Hannan Cleveland O	c						
Mrs Gregg 805 N Chas		c					
Mrs Johnston Brought.			c		c		
Barnes Complete			c				
Mrs Bishop 1616 Park Ave			c				
Mrs Wm Lebanon						c	
Mrs Gardner Hubbard							c
Mrs Conrad				c			

Charge.	Brought Forward.	Total.	MEMORANDA.
25 pd			The Bayard Ny
			wife of Geo Johnston
10 pd.			
500 pd			
			$100 to charge.

NAME.	Su. 28	M. 29	Tu. 30	W. 1	Th. 2	F. 3	Sa 4	Brought Forward
Mrs N. Reed	C	C	C	C	C	C	C	
Miss Johnston	C							
Mrs Conrad	C							
Mrs Hyde Howard			C				1	
Miss Conklin Atlanta			C				1	
Mrs F Franklin			C					
Mrs							C	1

Charge.	Brought Forward.	Total.	MEMORANDA.
			= $ 1 25
10 [illegible]			
10 [illegible]			
10 [illegible]			Rennert Hotel. C. A. Jones

NAME	Su. 5	M. 6	Tu. 7	W. 8	Th. 9	F. 10	Sa. 11
Mrs Harry Reed	C	C		C			
Mrs Hartman (clerk)		C					
Gardner Hubbard		C				C	
T J Hayward		C					
Col Scott Belair			C				
Mrs Geo Johnston			C				C
Mr Clemm Jones			C				
Mr Bransford Roanoke				C			
Mrs Hollis Nashville Tn				C			
Mrs Hall Garden City				C	C		
Mrs Lessem Long Isl					C		
Mr R Dubrow						C	

Charge.	Brought Forward.	Total.	MEMORANDA.
			Washington DC $100 ch
			129 E Balt St.
10 pd			
20 pd			
20 pd			
15 00			
20 00			

NAME.	Su. 12	M. 13	Tu. 14	W. 15	Th. 16	F. 17	Sa. 18
Mrs Harry Reed	C						
Mrs Johnston	·	C		·	C		C
Mrs Saul		C	·				
~~Mr Painter~~			C				
~~Mrs W S Rayner~~			C				
Mrs G H. Kuhst East Falls	C		C				
~~Mrs C or Watson~~		C					
Mrs Tarlton Omaha				C			
Mrs Robt Long Bel Air. Md.				C			
Mrs E H Ray 2015 E Balt St				C			
Mrs Shaw Tomsbrook Va					C		
Jno L Responder						C	
Mrs Jas Mills. Washington DC.							C
Mrs Johnston Cleveland. Oh							C

Charge.	Brought Forward.	Total.	MEMORANDA.
10 pd.			
pd.			1.7.98 cut
pd			c Dr Frank
Canton ave.			c Dr Harry T at Mfg Co
pd.			
10 pd			
10 pd			
10			
20			Westminster ind

NAME.	Su. 19	M. 20	Tu. 21	W. 22	Th. 23	F. 24	Sa. 25
A F Johnstone Cleveland.	c						
Dr Lappington Son		c					
~~Mrs Johnston~~		~~c~~					
Mrs Reed		c					
Mr Daniel (Savannah			c				
Rev G E Jones					c		
Mr Scheuhauser					c		
Mr Gregory.					c		
Mrs Ames					c	c	
Mr Wilmer (about Daughts						c	
Mr Chas Hultzen						c	

Charge.	Brought Forward.	Total.	MEMORANDA.
25 00			
pd			
10 pd			
10 pd			
			Exam of boy for Av. bd.

NAME.	Su. 26	M. 27	Tu. 28	W. 29	Th. 30	F. 31	Sa.
a S abell	c	c					
~~Mrs Erlanger~~		c					
a 7 K. Warling		c					
Mr Gregory (OSH)		c			c		
Mr Wilson							

Charge.	Brought Forward.	Total.	MEMORANDA.
pd. 2444			Enlaw Place Rent 1.7.97
25			

GENERAL MEMORANDA.

~~Estate of F T Wiessner~~
Jan 4th ~~William Cowan N Bdwy~~
~~7 Weinberg 2102 Bolton ave~~
" " ~~Mrs Ashbridge 1502 Park Pla.~~
~~8 Mrs Harsh 2309 Mad ave~~
9 Mr Hochheimer 2032 Mad ave
~~" 10 Mr Goldsborough Cathedral St~~
" " ~~E Fleischer 2113 Mad ave~~
" " ~~Sol Kahn Harrisburg Pa~~
" " ~~Mr H.C. Pendleton 210 W Mad St~~
~~" 12 T J Hayward N Chas St~~
" ~~Mr Hochheimer 2032 Mad ave~~
~~Otto Fisher 216 S Eutaw St~~
~~18 Miss Oliver 1200 Cath St~~
~~19 T K Carey~~
~~20 E A Blackshere 38 N Fulton ave~~
~~" E Bord~~
26 ~~Mrs McKim~~
~~" 7 Mrs Ridgely~~
30 Mr Sonnebrun 1527 Bolton St
" Mr Youse 107 N Eutaw St
" ~~Mr Kless 1515 N Bdwy.~~
~~2.1. Mrs Richard Dorsey 1031 St Paul~~
2.2. ~~Mr Cone 1616 Eutaw Place~~
2.3 Mrs Taylor
2.9. ~~Mr Albaugh~~
2.13 ~~Mrs Merryman Cockesville.~~
" " ~~Mrs Martin Hawley 1801 Eutaw Pl~~
~~2.14 Mr Harvey Smith~~
~~" " Louis McLane~~

GENERAL MEMORANDA.

~~100~~ 6. 1.
~~20~~ p d
~~10~~ ~~4. 1. 97~~
~~20~~ ~~4. 1. 97~~ 7. 1.
~~25~~ " 7. 1.
40 4. 1. 7. 1.
~~30~~ 1,1,1, 7. 1
10 4. 1. 7. 1.
~~50~~ 4 1
~~10~~ 4 1
~~20~~ " 1. 5.

~~10~~ 4. 1. 7. 1.
~~20~~ 7. 1.
~~20~~ 1, 1. 5
~~50~~. 3 analy by Fulcher 7. 1.

20 4. 1
15 " 4. 1 $5 for smelt 7. 1.
~~20~~ rent 3. 3. 97
~~10~~ 4. 1.

10 1. 5.
~~10~~ 4. 1. ~~4~~
~~25~~ 6. 1
~~25~~
~~35~~ 7. 1
~~20~~ 7 1

2 15. Miss M B Jones
~~" 1 Mrs James Carey~~
~~" 16 Mr Hunrichhouse~~
~~" 17 Mrs Shoemaker~~
~~" 20 Mr. Kenny 1601 Park ave~~
" 21 N Bergman 28 So Green St
" " ~~Mr Crozeau~~
" 22 ~~Sol Cohen 2111 Bolton ave.~~
~~" 24 T J Gough 1320 McCulloh~~
" 25 ~~L J Mann 24 Hopkins Pl.~~
" 27 Hugh Smith Woodville Va
~~" 4 Mr Shriver 111~~
~~" " Bernard Carter~~
" 5 ~~Mr Cook 1500 W Balt. St.~~
2 1 ~~Mr B W Jenkins 225 E North ave~~
~~3 6 Mrs Bauerschmidt.~~
" " Mrs Harry Reed.
~~" 7 J Hagerty 111 W Lanvale~~
~~" 10 Miss Mattoy Syracuse~~
" N M King Goldsboro, NC
" 12 ~~Mrs M E Scarborough. Penna ave~~
~~" 14 Hugh McLennan Montreal~~
" " ~~Hon Senator Thibadeau Montreal~~
" 14 ~~Mr Wheeler N.Y.~~
" 16 Mrs Jonas Gough
" 20 Mr E Goldman 841 Hollins
" " ~~A L Horner 1228 W Lafayette ave~~
" ~~22 Chas Hulzfer~~
" 25 . E E Jackson Mugs J.
~~" 25 Jm Cameron Harrisburg~~

10 7.1

10 1.5

~~10~~

~~20~~ 7.1

10 4.1

~~20~~ 4.1

~~30~~ 6.1

~~10~~ 7.1

~~20~~ 4.1

300 4.1

~~30~~ 7.1

~~30~~ 7.1

10 4.1

~~10~~ nd ——— C. O'Donovan 7.1

10

~~20~~ 7.1

~~40~~ ~~6.1. ? ✓ ✓ ✓~~

10. 4.1 7.1

~~10~~ 4.1

~~25~~

25 6.1.

~~25~~ 7.1.

10. 7.1

10. 7.1.

10. 7.1.

~~30~~

~~10~~ 7.1

3 26. ~~Mrs Oppenheimer 1829 Bolton~~
" ~~29 Mr W Lerch 11 E Pratt~~
" 31 Mrs Coutee 611 N Calvert.
~~4 1. Josiah Sparks Corbett Md~~
~~" 3 Mr Whitehill 1622 Mad ave~~
~~" 5 Miss Eaton~~
" 6 Mr White 2513 Mad ave
" 6 ~~Mr McGrey Providence~~
" " Mrs 1829 Mad ave
" ~~8 Mr Beckhoffer 1820 Arlaw Pla~~
9 . ~~Mrs McCastlett~~
" " ~~Mrs Milley Syracuse~~
" 10 ~~R G Cochran Monument St~~
" " ~~D. Morrie Montreal~~
" " ~~B. Wilkins Washington Post~~
" ~~Hon John Hall Montreal~~
" ~~Mrs Waters 1024 St Paul~~
" ~~15 Mrs Douglass Cyrador~~
" " ~~Mrs Selmes Eager St~~
" 16 ~~Mr Oppenheimer. (Dr O. father~~
" " ~~Mr Rosenfeld (Harsh & Rosenfeld~~
" ~~20. Isidore Gutman~~
" ~~21 Mrs Wilkins The Colonial Wash~~
" 22 c Dr Ames
" ~~22 Mrs Leek . NC~~
" 23 Mrs Tilghman 709 St Paul
" 24 ~~Mrs Blackwood 1022 Calvert~~
" " ~~Mr Abell.~~
" ~~25 Mr Hess 1907 Eutaw Place~~
" " ~~Col Scott Belair~~

GENERAL MEMORANDA.

~~10~~	7.1	
~~10~~	7 1	
10		
~~10~~	7.1	
~~10~~	7 1	
~~25~~ + 11		
10	7 1	Bill came back
~~20~~	6 1	
	at Dr Kelly afterwards	
~~100~~	7 1	
~~20~~ Pd		
~~50~~		
~~25~~	6.1	
~~30~~	6 1	
~~50~~	7.1	
~~25~~	6.1	
~~30~~	7.1	
~~20~~	6.1	
~~10~~		
~~10~~ Ost		
~~10~~	7.1	
~~100~~ pd	7-1	
~~25~~	7.1	
10		
~~25~~	7.1	
10		
~~20~~	6.17.	
	~~20~~	
~~25~~	7.1	
~~25~~ 11	7.5	

620

4.26. Mr Jones Birmingham
" ~~28 Mr Ellinger 2120 Bolton St~~
" ~~29 Bar. Kahnstein~~
~~5.1. Mr Miller Covington Ky~~
" " ~~Judge Hammond. Estate of~~
" " ~~Bro Baker~~
" " ~~Mr Taylor. 922 McCulloh St~~ H. L. Tracy.
" " Mr Cazeneve. Estate of.
" ~~3 Horner~~
" ~~7 E B Mealy. Hagerstown~~
" ~~8 Mr Barton 12 E. 22nd St~~
~~5.10. J S Strouse (Sol. Strouse)~~
~~5 Mr Glaser 2035 Bolton St~~
~~5.16. Robt. Dixon Easton~~
~~5.22. Mrs Millsaps Munro, La~~
5.28. ~~Mr Whitley Sd Rapids p. Or Kelly~~ L. H. Withey
5 " ~~Greenleaf Johnson~~
~~6.4. Mrs J D McDonald. Hotel Plaggan N Y~~
6.10 ~~Thos. Whitridge~~
~~6.10 B F Deford~~
6.14 Mrs Kraus 1903 McCulloh
~~6.15 Alb. Darby 1223 Mad ave~~
~~6.16. B Wiesenfeld 706 Fidelity Bd~~
6 " Mr Holstein 337 N Gay St
~~6.17. Mrs Sullivan San Antonio Tex~~
" " ~~Mrs Ullman 79 (or 179 W 79th St N.Y.~~
" ~~18 Mr Kiefer 21 E Fayette St~~
" " L Warkheister 649 W Lombard
" ~~19 Myles White Jr~~

GENERAL MEMORANDA.

10 +	7.1	$35.00
20	1.5	
~~10~~	7.1.	
~~100.~~		
~~20~~	~~319 W Hoffman~~ 7.1.	
~~20~~	7.1	
~~10~~ fd.	C D Platt 7.1	
10	C/O. Taylor 7.1	
~~10~~		
~~25~~	7.1	
~~10~~	7.1.	
~~10~~	7.1.	
~~10~~	7.1	
~~25~~	7.1	
~~10~~	7.1	
~~25~~	7.1	
~~25~~	7.1	
~~20~~	7.1.	
~~35~~		
~~35~~		
10	7.1	
~~10~~	7.1	
~~10~~	7.1.	
10	7.1	
~~25~~	7.1	
~~20~~	7.1	
~~10~~	7.1	
10	7.1.	
~~25~~	1.5	

Name of Father.	Age	Name of Mother.	Age	End Last Menst.	Date Exptd. Conf't.	Date Del'd.
~~6.21 Albert Gitmour C/o Jn G~~						
6 21 Mrs Philip Hamburger					?	
" 21 Louis Gutman						
~~" 22 W E Bird~~						
~~Aug 25 Wm Forbes Nauchon Ma~~						
~~Sept 2. D Morrice Montreal.~~						
" 6 General Gordon Atlanta						
" " ~~G A Hax 1715 N Calvert St~~						
" ~~7 Mr Jordan New Windsor~~						
" ~~8 Mrs Gill~~						
" 9 B Wiesenfeld 8 Fidelity Rd						
" ~~Mrs Max Fisher Lozansport Md~~						
" 11 Sisters of Notre Dame						
" ~~13 Mrs Clarke Mobile~~						
" ~~20 Gustavus 103 Paterson Park ave~~						
" ~~B Compton Laurel~~						
" ~~24 Mrs Wamsley Brexton~~						
~~" 25 B Rahn~~						
" 28 Mr Adams 1409 W Fayette St						
" 29 ~~Mrs Poole Mt Airy~~						
" " ~~Paul Ransom Buffalo~~						
" " A A Brazer 1702 Madison ave						
" ~~24 Mr Hess 1907 Eutaw Pla~~						
Oct 1. Mrs John Strauss. 1 Can Mast						
5 ~~Mrs B W Shepherd Hillsboro~~						
" ~~Mrs Clark Woodbrook Balt Co~~						
" ~~Daniel Miller~~						
" Mrs Geo Brown						
7 Mr Raymo 1725 N Bdwy						
" ~~Mr Ethlin~~						

Name of Child.	No.	Sex	Race.	Wght.	Lgth.	Presentation.	Address.
~~10~~	7	~~1~~	* ~~Govaerstein~~				
10							
10	1	5					
~~10~~							
~~500~~	1	5					
~~20~~	1	5					
25	1	5					
~~20~~							
~~100~~ Pd							
~~25~~	1	5					
10							
~~50~~	1	5					
25							
~~25~~							
10							
~~10~~							
~~10~~ ~~Pd~~							
~~25~~	1	5					
30							
~~100~~ Pd.							
~~10~~	x $5 for Fulcher						
60							
~~160~~ Pd							
10	1	5					
~~20~~							
~~10~~	1	5					
~~20~~	1	5					
20							
10							
~~50~~ Pd							

Name of Father.	Age	Name of Mother.	Age	End Last Menst.	Date Exptd. Conf't	Date Del'd.
~~Oct 9~~		~~Mrs Arch Gracie~~				
~~" 10~~		~~Mr Hagerty 1111 Lanvale St~~				
" "		Chas Reeder Catonsville				
" "		Jacob Lebach York Pa				
" 12		F A Bradley 105 Tochester St.				
~~" 13~~		~~Mann~~				
~~" 17~~		~~Walter Delaney 7 W Preston St~~				
" "		J H Fales 1113 N. Eden St.				
~~" 18~~		~~Mrs Lowenstein 711 Lemon St~~				
" 20		Aaron Prag 2310 Eulaw Place				
~~" 22~~		~~Mrs Conrad E Madison St.~~				
" 23		Mrs King			?	
~~" 24~~		~~J H B Hyde 1803 Bolton St.~~				
~~" 26~~		~~B Strauss 1502 Mad. Ave.~~				
" 27		Mrs Robt Garrett				
~~" 28~~		~~Mr Jones. (Student)~~				
~~" 28~~		~~Capt Hall 1707 Madison ave~~				
~~" 29~~		~~Mrs Woolsey Johnson 32 Preston E~~				
11. 1		Mr Lerch				
~~" 1~~		~~J R Berry 1508 Eulaw Place~~				
~~" 3~~		~~John Cunning~~				
~~" 4~~		~~Mr Carter 1625 St Paul~~				
~~" 6~~		~~Mr James Mt Vernon Place~~				
~~" 10~~		~~Mrs Abbey 44 W Biddle~~				
~~"~~		~~LeBaron Jayne Phila~~				
~~"~~		~~Mrs G. Rosenfeld 1720 Eulaw Pl~~				
~~12~~		~~Levi Gorif 107 W Balt. St~~				
~~13~~		~~Mr Littes Estate~~				
~~20~~		~~Mr Riemans Estate~~				

Name of Child.	No.	Sex	Race.	Wght.	Lgth.	Presentation.	Address.
~~10~~							
~~20~~	1.	5					
25	1	5					
25							
10	1	5					
~~10~~	1	5					
~~10~~	1.	5					
10	1	5					
~~10~~							
20	1	5					
~~125~~							
~~25~~							
~~10~~							
50 xx			11.20, morning at Uplands				
~~25~~							
~~10~~							
10							
~~30~~							
~~10~~							
~~30~~		1 5					
~~20~~		1 5					
~~10~~	5						
~~50~~							
~~10~~	1	5					
~~10~~							
~~20~~	1	5					
~~25~~							

Name of Father.	Age	Name of Mother.	Age	End Last Menst.	Date Exptd. Conf't.	Date Del'd.
21 ~~Mr Harman Cleveland Ohio~~						
" Mrs Gregg 805 N Chas						
~~25 Mrs Johnston Gov Johnston. Ala~~						
~~27 Gardiner Hubbard Washington~~						
28 Harry Reed Cathedral St						
Dec 4. ~~Mr Co Jones at Kennedy~~						
" 6 T J Hayward						
" 7 Kennon Jones 129 E Balt St.						

Name of Child.	No.	Sex	Race.	Wght.	Lgth.	Presentation.	Address.
80							300
10							470
50							930
500	111						185
							130
							410
							180
							2665
10							
11	1	1.5.					

Name of Father.	Age	Name of Mother.	Age	End Last Menst.	Date Exptd. Conf't.	Date Del'd.

Name of Child.	No.	Sex	Race.	Wght.	Lgth.	Presentation.	Address.

Name of Father.	Age	Name of Mother.	Age	End Last Menst.	Date Exptd. Conf't.	Date Del'd

Name of Child.	No.	Sex	Race.	Wght.	Lgth.	Presentation.	Address.

Name of Father	Age	Name of Mother.	Age	End Last Menst.	Date Exptd. Conf't.	Date Del'd

Name of Child.	No.	Sex	Race.	Wght.	Lgth.	Presentation.	Address.

NAME	DATE.	RESULT.

NAME.	DATE.	RESULT.

NAME.	DATE.	RESULT.

NAME.	DATE.	RESULT.

NAME AND ADDRESS OF DECEASED.	AGE. Y.	M.	D.	COLOR.	Single Married

Mr'd, Single or Widowed	PLACE AND CAUSE OF DEATH.	DATE.

NAME AND ADDRESS OF DECEASED.	AGE. Y.	M.	D.	COLOR.	Single Married

Mr'd, Single or Widowed	PLACE AND CAUSE OF DEATH.	DATE.

ADDRESSES OF PATIENTS.

ADDRESSES OF PATIENTS.

ADDRESSES OF PATIENTS.

ADDRESSES OF PATIENTS.

Mrs Richart. 1209 Madison ave.

ADDRESSES OF NURSES.

Bill Sent.	NAME.	Amount Charged.	Amount Paid.	When Paid.
Jan 1.	Mrs McCulloh		20 00	
2.	Mrs Blunt		10 00	
4	Mr Goss		10 00	
"	Mrs Bond		10 00	
"	Mr Meyer Stein		10 00	
"	Morris Thomas		20 00	
"	T K Carey		30 00	
"	Basil Gordon		20 00	
"	W W Spence		20 00	
"	B Cahn		10 00	
"	H B Goddard		20 00	
"	Mrs Ledyard		25 00	
"	Mr Lincoln		10 00	
5	Mrs McKim		30 00	
"	Mrs Potter		25 00	
"	Mrs Freeman		10 00	
"	Col Scott		10 00	
"	Francis Thile		10 00	
6	Mrs. J. Hamberger		10 00	
"	W. A. Fisher		25 00	
"	Miss C. McCormick		25 00	
"	J. M. Coe		30 00	
"	Richd. McSherry		30 00	
"	Mr Clark		10 00	
"	Mr Brownell		25 00	
"	Mrs Bausum		10 00	
"	Mr John Wilson		25 00	
"	Mr Smucker		10 00	
			500 00	

Bill Sent.	Name.	Amount Charged.	Amount Paid.	When Paid.
6	Forward	₤	500 00	
"	Mrs Sadler		10 00	
"	J Waller Smith		13 00	
7	B M Bates		25 00	
"	Mrs Wales		20 00	
"	Mrs Cummings		50 00	
"	Miss Merryman		30 00	
"	Mrs Robinson		25 00	
"	Mrs A D Jones		10 00	
8	Mr. David Hultzler		30 00	
"	Mrs. Bauernschmidt		25 00	
"	Mrs. James Thompson		10 00	
"	Mr. A. Gottschalk		20 00	
"	Semple Muldrow		25 00	
"	Mrs Schleines		10 00	
"	Mrs de Ford		10 00	
9	Mrs Mills		25 00	
"	Mrs Mitchell		25 00	
10	Mrs Wagner		10 00	
"	Mrs Kerrigood		10 00	
11	Mrs Shriever		20 00	
"	Mrs Gibson		10 00	
12	Miss Lodeman		10 00	
"	Mrs Cone		30 00	
"	Mrs Marcus		20 00	
"	Mrs Roberts		20 00	
13	Miss Hulle		10 00	
"	Chas Hultzler		20 00	
		₤	1020 00	

Bill Sent.	Name.	Amount Charged.	Amount Paid.	When Paid.
13	Forward	$	1020 00	
"	Mr Collett		10 00	
"	Capt Morrison		10 00	
"	Mr. Chas. Hutzler		20 00	
15	Mr. Jas. Sloan Jr.		20 00	
"	Mrs. H. Greenbaum		20 00	
"	Mr Bergner		20 00	
"	M Gunbagh		10 00	
16	Mrs. Robt. Garrett		25 00	
"	Mr. C. A. Robinson		10 00	
"	Mrs Carlin		100 00	
"	Mr Taylor		100 00	
18	Mr. J. P. Shannon		10 00	
19	Maj. Ingalls		10 00	
"	Mr Cone		10 00	
21	Mr Lyman		10 00	
22	Owens Estate		10 00	
24	Mr Tate		20 00	
25	Mr Cazmeux		10 00	
"	Mr Tyson		10 00	
26	Mr Helbt		70 00	
"	Mr. Marshall		10 00	
27	Mr Perkins		20 00	
"	Mr Forbes		20 00	
"	Mr Shirley		10 00	
29	Mr. Blanchard Randall		10 00	
30	Sen. George		100 00	
"	Interest, Prov. Bank		70 00	
		$	1765 00	

Bill Sent.	Name.	Amount Charged.	Amount Paid.	When Paid.
Feb 1st	Forward		$1765 00	
"	Mr Harlan		10 00	
2	Mr Taylor		25 00	
3	Mrs. Pauline Endel		15 00	
4	Mr Supplee		15 00	
"	Mr Jones		15 00	
5	Mr Bannigan		200 00	
"	Mr George		25 00	
8	Mr Cowan		20 00	
9	Mr Hayward		100 00	
"	Mrs ? Washington		20 00	
10	Mrs Jeffers		10 00	
"	E Walker		10 00	
"	Mr Purcell		10 00	
12	Mr Minotti		10 00	
"	Mrs Cliff		10 00	
18	Mr Nelson		10 00	
"	Lea Bros & Co. Lowrms Syst.		1040 00	
19	Louis Gutman		25 00	
"	Mr Marcus		20 00	
20	(D. Appleton & Co. Book		5644 89	)8999
23	Miss Howell		10 00	
24	Mr Smith - Norfolk		20 00	
"	J. R. Woods		10 00	
25	Mr Powers Richm		20 00	
2"	Mr Kapkee		10 00	
26	Mr Bannigan		25 00	
"	Mr Powel		20 00	
	I Strauss		10 00	
			3480 00	

Bill Sent.	Name.	Amount Charged.	Amount Paid.	When Paid.
	Forward	$	3480 00	
Feb 28	Mrs Collins		10 00	
" 29	Mr Dalrymple		25 00	
March	Mr Williams		10 00	
3	Mr Husky		25 00	
"	Mrs Stephenson		25 00	
"	Mrs Kemp		100 00	
4	Mr Marcus		20 00	
5	Mr Bailey		10 00	
"	Mr Hohing		10 00	
"	Mr Moore		10 00	
6	Mr McIlroy		25 00	
8	Mrs Kuhns		10 00	
"	Mr McGs		10 00	
9	Mr Ollinger		10 00	
"	Mrs Robertson		10 00	
10	Mr Benitz		10 00	
11	Mr Moore		10 00	
"	Mrs Willison		10 00	
12	Mr McLellan		20 00	
13	Mr Payne		10 00	
"	Mr DaFord		25 00	
15	Mr Wiley		10 00	
"	Mr Robinson		20 00	
17	Mrs Crosby		50 00	
"	Mr Stewart		10 00	
18	Mr Cleary		10 00	
"	Mr Sappington		10 00	
20	Mr Klees		20 00	
			4095 00	

Bill Sent	Name.	Amount. Charged.	Amount Paid.	When Paid.
	Forward		$4005 00	
20	Mr Hall garden		20 00	
"	Mrs Gough		10 00	
"	Mrs Eiseman		10 00	
23	Mr Hyder		20	
"	Mr Garrigus		10 00	
24	Maj. Homer		20 00	
26	JH R Molson		1000 00	
"	Mr Chambers		10 00	
27	Mr Harle		10 00	
"	Mrs Maynard		10 00	
"	A Lilly		20 00	
29	Mr Beslar		20 00	
"	Mr McGee		20 00	
30	Mr Bickley		20 00	
1	Mrs Clarke		10 00	
2	Mr Birely		10 00	
"	Mr Campbell		25 00	
"	Mr Greenbaum		10 00	
3	Mr Davis		10 00	
4	Mr Wagner		10 00	
5	Mr Kuhn		50 00	
"	Mrs Green		150 00	
"	Mr Fleischer		10 00	
"	Mrs Hughes patent		10 00	
"	Mr Tyler		30 00	
7	Crozean Estate		20 00	
10	Mr Albaugh		10 00	
"	Lea Bros		55 00	
			$5515 00	

Bill Sent.	Name.	Amount Charged.	Amount Paid.	When Paid.
4.10.	Forward		$5515 00	
"	Morris Carey		10 00	
"	Mr Cook		10 00	
"	Mr Pendleton		10 00	
13	Weinberg		10 00	
12	Mr Horner		10 00	
"	Miss Simmons		10 00	
13	Mr Gable		10 00	
14	Mr Chisholm		20 00	
"	Mr Hobbs		10 00	
15	Mr Callaghan		10 00	
"	Mr Boolt		10 00	
"	Mr Stell		10 00	
"	Morgan Smith		20 00	
19	Mr Boyd		25 00	
"	" Mr Davis		10 00	
20	Mr Ward Bent		25 00	
"	R M McDowell		25 00	
21	Mr Freeman		10 00	
"	Mr Engel		10 00	
15	R J Mitchell		15 00	
22	Mrs Scarborough		10 00	
23	Mr Dempwolf		20 00	
"	Mr Brown		10 00	
24	Mr Rowe		25 00	
25	McMullan & Co (albulls Syst)		68 60	
26	Mr Drucker		10 00	
29	Mr Staples		25 00	
"	Mr Johnson		10 00	
			5963 00	

Bill Sent.	Name.	Amount Charged.	Amount Paid.	When Paid.
30	Forward		5963.00	
	L M Sylvester		20 00	
	Judge Reynolds		25 00	
1	S H Sonneborn		20 00	
	Mr Mann		20 00	
4	Mr Ramberg		10 00	
"	Mr Cooper Atlanta		25 00	
7	Gilzendanner		10 00	
"	Beaton		10 00	
"	McCaskell		20 00	
"	Colb.		20 00	
	Cushawa		20 00	
12	Mr Shepard		50 00	
13	W B Saunders		50 00	
"	Mr Johnson		20 00	
"	Mr Sternberg		15 00	
14	H H Cook		20 00	
15	Mr Colb		10 00	
16	Mr Loagner		10 00	
27	Stanley Burns		20 00	
18	Mrs Blumen		10 00	
19	Mr Henderson		25 00	
"	Mr Hyder		10 00	
"	Mr Robertson		10 00	
"	Mr Mordecai		30 00	+5%
"	Mr McLaughlin		10 00	
24	Mr Loomis		20 00	
"	Mr James		20 00	
"	Mr Milner		10	
			$6503 00	

Bill Sent.	NAME.	Amount Charged.	Amount Paid.	When Paid.
May	Forward	£	6503 00	
26	R H Rushee		20 00	
"	Mrs Carr.		10 00	
27	C E Grench		10 00	
June 1	W J Buchanan		25 00	
"	Mrs ?		25 00	
"	Mrs Hall Greenwood		20 00	
3	Miss Wade		20 00	
"	Mrs Wilson U S N		10 00	
5	Mrs Bradlee		25 00	
"	W E Faxon		10 00	
7	Mrs G H Wiley		25 00	
"	Mrs Schofner		25 00	
8	E H Greene		25 00	
"	F H Sleeper		50 00	
9	Mrs abbott		10 00	
"	Mrs Wilson		20 00	
10	Mrs. Douglas Gordon		20 00	
12	J Thorndike & Co		30 00	
12	Mr Alleman		10 00	
"	Mrs Bergen		10 00	
15	Capt Waller		10 00	
16	Mrs Warren		30 00	
16	J F Wesson Estate		100 00	
16	John Kennedy		10 00	
17	S R Cohen?		30 00	
"	Geo M Upham		10 00	
19	Mrs Lincoln Smith		25 00	
20	Mrs Olen		10 00	
		£	7128 00	

Bill Sent.	Name.	Amount Charged.	Amount Paid.	When Paid.
	Forward	$	7128 00	
	Mrs Blackwood		20 00	
21	John Leeber		10 00	
"	Myer Bornheim		10 00	
23	R C Gooding		25 00	
25	Eichelsberger		10 00	
26	H N Obear		20 00	
	J M Barron		10 00	
28	W H Grovemale - sent		10 00	sled
"	John Drew		20 00	
"	Grace Sierdenberg		20 00	
"	J M Tieman		20 00	
30	Mrs. Rich. Dorsey		10 00	
2	Miss Molloy		40 00	
"	Mrs. Joel Gutman		100 00	
3	Mr. C. D. Kenny		90 00	
"	Bernard Carter		30 00	
"	C. A. Blackshere		50 00	
"	J. S. Strouse		10 00	
"	Mrs Whitehill		10 00	
"	Beriah Wilkins & Miss W.		75 00	
"	B. N. Baker		20 00	
5	E. W. Mealy		25 00	
"	Louis McLane		20 00	
6	Geo. R. Goldsborough		30 00	
"	R. T. Miller		100 00	
"	Josiah Sparks		10 00	
"	Greenleaf Johnson		25 00	
"	Miss Oliver		20 00	
			7968 00	

Bill Sent.	Name.	Amount Charged.	Amount Paid.	When Paid.
	Forward	$	7968 00	
7-7	E. Rosenfeld		10 00	
8	Albert Darby		10 00	
"	J. M. Cameron		10 00	
"	T. C. Leak		25 00	
9	B. Wiesenfeld		10 00	
10	Estate of Mrs. Ashbridge		20 00	
12	C. S. Shriver		30 00	
"	Mrs. D. Sullivan		25 00	
"	Albert Gilmor		10 00	
13	R. T. Waters		30 00	
"	Geo. M. Harsh		25 00	
"	W. M. Lerch		10 00	
"	Bernard Cahn		10 00	
15	Chas. Glaser		10 00	
"	P. Blakiston (Chorea)		3 10	
16	Mr. Massey Tuntz		20 00	
8 7	Blendorf		10 00	
"	Mrs J B McDonald		10 00	
"	H Fuschl (on acc)		25 00	
"	L H Wilhey (Sa Rupert		25 00	
"	Hagerty		20 00	
"	L E Hess		25 00	
Aug 19	Mr		20 00	
23	Mr Kennedy		25 00	
Sept 1	Mr O'Hier		10 00	
"	Wm MacKenzie		25 00	
"	Wm Ogilvie		25 00	
			8436 10	

Bill Sent.	Name.	Amount Charged.	Amount Paid.	When Paid.
	Forward		8436 10	
Sept 1	I m Baker		10 00	
"	T. J George		10 00	
"	W. W Thornton		10 00	
"	Mr abel		20 00	
"	Saunders (Am. Text. Bk)		50 00	
6	Mr Fox allanta		25 00	
"	W n Thomson		10 00	
8	Wm. Elliott		10 00	
"	M Janvier		10 00	
9	Mr Richerspon		10 00	
"	Mr Wagner		10 00	
"	J E Kerly		10 00	
"	C E Smith		10 00	
13	Canada Life		10 00	
15	Judge Hammond		20 00	
14	Mr Hoke		10 00	
16	Mrs Hall		20 00	
"	Mr Weger		10 00	
"	Mr Livingston		30 00	
18	Mrs Church		250 00	
20	B B Watts		10 00	
"	S P Brownell		10 00	
"	J Blackshere		10 00	
"	T G Rombauer		25 00	
"	Jas a Leek		20 00	
21	Mr Murray		300 00	
22	Mr Nardusky		10 00	
			$9360 00	

Bill Sent.	Name.	Amount Charged.	Amount Paid.	When Paid.
Sept 23	Forward	$	9366 00	
"	Mrs Kurtz		20 00	
"	Mrs Murphy		10 00	
25	J L Covington		10 00	
21	Elvan Geer		10 00	
"	W Youngblood		20 00	
"	Senator Thibodeau		25 00	
27	Mrs Barton		10 00	
"	R M Bibb		10 00	
28	Mr Bernard		10 00	
30	Mr Harvie Smith		35 00	
29	Mr Price		10 00	
"	Mrs Seer		10 00	
"	Mr Rueben		20 00	
30	Mrs Cherry		10 00	
"	Mrs Eseman		10 00	
Oct 1	Mr Deutz		10 00	
" 4	Mr Watson		25 00	
"	B Compton		10 00	
"	Mr Culchin (C Dr Gumbel)		10 00	
5	Mr C. 42 E N Gay		10 00	
6	Mr Bailey		25 00	
"	Mr Freeman		10 00	
"	Mrs Black		10 00	
6	Otto Fischer Estate		10 00	
7	Capt Manley		10 00	
"	Mrs Schmidt		10 00	
"	Mrs Wilmer		10 00	
9	J W Devlin		10 00	
			$ 9746 08	

Bill Sent.	Name.	Amount Charged.	Amount Paid.		When Paid.
Oct.	Forward		$ 9736	00	
"	Mr. Schwarz		25	00	
17	Mr Donoho		10	00	
12	Mr Marsh		10	00	
12	A W Armstrong		25	00	
13	B W Jenkins		10	00	
"	Mrs Poole		100	00	
14	L N Snyder		10	00	
"	Gustav Brown		25	00	
"	D B Johnson		20	00	
"	Miss Fruck		10	00	
"	Mr Watson		10	00	
"	Mrs Wissler		10	00	
15	Mrs Joh		10	00	
"	Mr Allen		25	00	
"	Mr Geeler		10	00	
"	Mr Baader		25	00	
16	E P Wheeler		25	00	
"	Mr Olney		25	00	
18	Mr Fitz		20	00	
"	Mr Bransford		20	00	
"	Mr Carter		10	00	
20	Mrs Sumner		10	00	
21	Gov Halliday		25	00	
22	Miss ? C D W		50	00	
25	Mrs Lucks		20	00	
26	Hon John Hall		25	00	
"	Mrs Weems		20	00	
"	T Herring		20	00	
			10.301	00	

Bill Sent.	NAME.	Amount Charged.	Amount Paid.	When Paid.
Oct. 26.	Forward		₱ 10,301 00	
27	Mrs. Jordan		100 00	
"	Mrs Simmons		10 00	
28	Mrs Gracie		10 00	
30	Mrs Levy		15 00	
"	Mrs. Tucker		10 00	
31	Mrs Vandermuldt		5 00	
Nov. 1	Mrs Tilden		10 00	
Nov. 3	Mrs ~~Harpers~~		20 00	
" 4	Mrs Shepherd		20 00	
" "	Mrs Taylor		20 00	
"	Miss Mills		10 00	
5	Mrs Goldney		10 00	
6	Mrs		10 00	
"	Mrs Bohner		10 00	
"	Mrs Mitchell		20 00	
"	Mrs Wade		40 00	
9	H. L. Geary		10 00	
10	Mrs Walsh		10 00	
"	Mrs Newland		10 00	
11	Mrs Shaw		10 00	
12	Mrs Little		10 00	
"	Mrs Dempsey		20 00	
"	Lady Davies		10 00	
"	Mrs Stewart		10 00	
15	Mrs Cochrane		25 00	
"	Mrs Morgan		20 00	
"	Mrs Henderler		10 00	
			₱ 10,811 00	

Bill Sent.	NAME.	Amount Charged.	Amount Paid.	When Paid.
Nov	Forward		$10811 00	
	Mrs ? chamberlin		10 00	
18	Mrs Morel		20 00	
19	Mrs Curtis		10 00	
"	Mrs clark		10 00	
20	Beckhoffen Estate		100 00	
21	Mrs Burnham		25 00	
23	Mrs Bishop		10 00	
26	Mrs Warren		500 00	
30	Mrs Hyde		10 00	
"	Mrs Oppenheimer		10 00	
"	Mrs Carkhuff		10 00	
2	Mrs Conrad		125 00	
3	Robt. B. Dixon		25 00	
"	Thos Schulenberg		35 00	
4	J. H. B. Hyde		25 00	
"	A. L. Horner		10 00	
"	Peter Gustavus		10 00	
5	Mrs Hart		10 00	
"	Mrs Boden		500 00	
6	Mrs Hess Estate		160 00	
7	Lowenstein		10 00	
8	Mrs Hollis		20 00	
"	Mrs Bransford		10 00	
9	Mrs Walmsley		10 00	
"	Mrs Hartgarten		20 00	
"	Mrs Lesem		15 00	
10	Mrs Dutrow		20 00	
			$12531	

Bill Sent.	Name.	Amount Charged.	Amount Paid.	When Paid.
Dec	Forward.		$ 12531.00	
12th	Mr E. C. Jones		10 00	
13	Mr Saul		10 00	
"	Mr McIlroy		25 00	
15	Mr Berry		30 00	
"	Mr Tarlton		10 00	
16.	Mr. E. J. Ullman		20 00	
"	Mr Porters Estate		50 00	
"	Mr Snarr		10 00	
"	Mrs Ray		10 00	
17	Mr Reifsneider		20 00	
19	Mr Johnstone		25 00	
23	Mr Ischenhauer		10 00	
"	Mr Gregory		10 00	
28	Mr Wilson		25 00	
			$ 12.796.00	
	Book		5644 00	
	Salary		5000 00	
			23.440 00	

Bill Sent.	NAME.	Amount Charged.	Amount Paid.	When Paid.

Bill Sent.	NAME.	Amount Charged.		Amount Paid.		When Paid.

THE MEDICAL NEWS.

BY KEEPING closely in touch with the needs of the active practitioner, THE NEWS has achieved a reputation for utility so extensive as to render practicable its reduction in price from five to ***Four Dollars*** per annum. It is now by far the cheapest as well as the best large weekly medical journal published in America. Employing all the recognized resources of modern journalism, THE NEWS supplies in the 28 quarto pages of each issue the latest and best information on subjects of importance and value to practitioners in all branches of medicine. The foremost writers, teachers and practitioners of the day furnish original articles, clinical lectures and notes on practical advances; the latest methods in leading hospitals are constantly reported; a condensed summary of progress is gleaned each week from a large exchange list, comprising the best journals at home and abroad; a special department is assigned to abstracts requiring full treatment for proper presentation; editorial articles are secured from writers able to deal instructively with questions of the day, and books are carefully reviewed. THE MEDICAL NEWS is a crisp, fresh weekly professional newspaper, and as such occupies a well-marked sphere of usefulness, distinct from and complementary to the ideal monthly magazine, THE AMERICAN JOURNAL OF THE MEDICAL SCIENCES.

The American Journal of the Medical Sciences

PUBLISHED MONTHLY, AT $4.00 PER ANNUM.

BEING the medium chosen by the best minds of the profession during seventy-seven years for the presentation of their ablest papers, THE AMERICAN JOURNAL has well earned the praise accorded it by an unquestioned authority—"from this file alone, were all other publications of the press for the last fifty years destroyed, it would be possible to reproduce the great majority of the real contributions of the world to medical science during that period." Original Articles, Reviews and Progress, the three main departments into which the contents of THE JOURNAL are divided, will be found to possess still greater interest than in the past. The brightest talent on both sides of the Atlantic is enlisted in its behalf, and no effort will be spared to make THE JOURNAL more than ever worthy of its position as the most useful and valuable of medical magazines.

THE MEDICAL NEWS VISITING LIST FOR 1897.

THIS favorite list is now published in four styles; Weekly, dated, for 30 patients; Monthly, undated for 120 patients per month; Perpetual, undated, for 30 patients per week per year, and Perpetual, undated, for 60 patients per week per year (without text). The first three styles contain 32 pages of text and 160 pages of blanks. The 60-patient style consists of 256 pages of blanks. Wallet-size, flexible leather cover, pocket and pencil. Price, in any style, $1.25. Special Rates below. Thumb-letter Index, for rapid use, 25 cents extra.

THE YEAR-BOOK OF TREATMENT.

An Annual Summary of Real Advances in all Departments of Medicine and Surgery. 12mo., 500 pages, $1.50.

SPECIAL COMBINATIONS AT REDUCED RATES.

THE AMERICAN JOURNAL, $4 } TOGETHER
THE MEDICAL NEWS, $4 } **$7.50**

THE MEDICAL NEWS VISITING LIST, $1.25
With JOURNAL $4.75; or NEWS $4.75; or both $8.25

THE YEAR-BOOK OF TREATMENT, $1.50
With JOURNAL $4.75; or NEWS $4.75; or both $8.25

Journal, News, Visiting List AND **Year-Book**

$8.50

LEA BROTHERS & CO., { *706, 708 & 710 Sansom St., Philadelphia.*
111 Fifth Ave. (cor. 18th St.), New York.

New Edition. Just Ready.

MUSSER'S MEDICAL DIAGNOSIS.

A Practical Treatise on Medical Diagnosis. For the Use of Students and Practitioners. By JOHN H. MUSSER, M.D., Assistant Professor of Clinical Medicine, University of Pennsylvania, Philadelphia. New (2d) edition, thoroughly revised. In one octavo volume of 931 pages, with 177 engravings and 11 full-page colored plates. Cloth, $5.00; leather, $6.00.

HARE'S PRACTICAL DIAGNOSIS.—Just Ready.

Practical Diagnosis. The use of Symptoms in the Diagnosis of Disease. By HOBART AMORY HARE, M.D., Professor of Therapeutics and Materia Medica in the Jefferson Medical College of Philadelphia, Laureate of the Medical Society of London, of the Royal Academy in Belgium, etc. In one octavo volume of 566 pages, with 191 engravings and 13 full-page colored plates. Cloth, $4.75.

SIMON'S CLINICAL DIAGNOSIS.—Just Ready.

A Manual of Clinical Diagnosis by Microscopical and Chemical Methods. For Students, Hospital Physicians and Practitioners. By CHARLES E. SIMON, M.D., Late Assistant Resident Physician Johns Hopkins Hospital, Baltimore. In one very handsome octavo volume of 504 pages, with 132 engravings and 10 full-page colored plates. Cloth, $3.50.

FLINT'S PRACTICE OF MEDICINE.—Seventh Ed.

A Treatise on the Principles and Practice of Medicine. Designed for the use of Students and Practitioners of Medicine. By AUSTIN FLINT, M.D., LL.D., Professor of the Principles and Practice of Medicine and of Clinical Medicine in Bellevue Hospital Medical College, N. Y. Seventh edition, thoroughly revised by FREDERICK P. HENRY, M.D., Professor of the Principles and Practice of Medicine in the Woman's Medical College of Pennsylvania, Philadelphia. In one very handsome octavo volume of 1143 pages, with illustrations. Cloth, $5.00; leather, $6.00.

JUST READY.

THE NATIONAL DISPENSATORY

With Supplement Embracing the New Edition of

THE NATIONAL FORMULARY.

THE NATIONAL DISPENSATORY. Containing the Natural History, Chemistry, Pharmacy, Actions and Uses of Medicines, including those recognized in the Pharmacopœias of the United States, Great Britain and Germany, with numerous references to the French Codex. By ALFRED STILLÉ, M.D., LL.D., Professor Emeritus of the Theory and Practice of Medicine and of Clinical Medicine in the University of Pennsylvania, JOHN M. MAISCH, Phar. D., late Professor of Materia Medica and Botany in Philadelphia College of Pharmacy, Secretary to the American Pharmaceutical Association, CHARLES CASPARI, JR., Ph.G., Professor of Pharmacy in the Maryland College of Pharmacy, Baltimore, and HENRY C. C. MAISCH, Ph.G., Ph.D. New (fifth) edition, thoroughly revised and incorporating the new *U. S. Pharmacopœia* (Seventh Decennial Revision), and likewise embracing the new edition of *The National Formulary*. In one magnificent imperial octavo volume of 2025 pages, with 320 engravings. Cloth, $7.25; leather, $8.00. With Ready Reference Thumb-letter Index, cloth, $7.75; leather, $8.50.

LEA BROTHERS & CO., { *706, 708 & 710 Sansom St., Philadelphia.* / *111 Fifth Ave. (cor. 18th St.), New York.*

MS
Acc. no. 302
v. 6

