

Ogilvie's Book *for a* Cook



M. K. MACKENZIE

Dealer in FLOUR, GRAIN, &c.
RICHMOND

OGILVIE'S



ROYAL HOUSEHOLD

BY SPECIAL APPOINTMENT
TO HIS MAJESTY THE KING

OSILVIE FLOUR Mills Co.

Ogilvie's in

Courtesy Book's Coll.

chbk 1880

McGILL
UNIVER-
SITY ~
LIBRARY

ECL
L7807

Ogilvie's Book for a Cook

A selection of recipes and other things adapted to the needs of the average housekeeper, some entirely new, all have been thoroughly tested



M. K. MacKENZIE,
Dealer in FLOUR, GRAIN and FEED
RICHMOND, QUE.

OGILVIE
MONTREAL, CANADA
1914



INTRODUCTION



‘The way to man’s heart
through his stomach.’

THE OGILVIE FLOUR MILLS CO. LTD., after a careful study of the needs of the home-bakers, decided to make a flour particularly suited to their requirements. The result was ROYAL HOUSEHOLD, so named because it is used by the Royal Family.

This flour is carefully milled from the very choicest wheat grown in Canada, and each day’s milling is subjected to a practical baking test before it is allowed to be given out to the consumer.





Every pound of it is guaranteed, and is especially adapted for either bread or pastry.

The recipes herein presented have been TRIED, TESTED and PROVED. They are not offered as a general cook book, nor as a guide to experts, but simply as a help to the average housekeeper, in the hope that it will make easier her search after a variety of good things without calling too much upon her means.

OUR MOTTO:


Highest quality, consistent with strict uniformity.






Small Testing Mill & Electric
Oven used in Laboratory
and Baking Dept.







If good results are possible, why poor?
I would help others out of a fellow feeling.
—Burton.

FAILURE and disappointment often confront the young and inexperienced house-keeper (and sometimes the experienced one as well) through the misunderstanding or omission of some little detail in preparation. The following recipes have been thoroughly tested, wherever possible the exact amount of ingredients to be used is given, and we know them to be absolutely correct, yet to any user of this book who has failed to obtain satisfactory results or who is in need of still more explicit directions, we will gladly furnish the services of an expert, as a correspondent, who will answer all questions, and give any suggestions possible.

In writing, please note carefully the following directions:

- 1.—Do not forget to give Name and Post Office Address.
- 2.—Address all communications to The Ogilvie Flour Mills Co., Ltd., Baking Dept., Montreal, P.Q.
- 3.—Name the recipe or recipes for which you wish help, and tell fully the character of the result you obtained.

NOTE.—We cannot be responsible for recipes, if other flour than Ogilvie's Royal Household is used.



What it is

Good yeast consists of thousands of tiny plants or germs, and is one of the simplest forms of vegetable life, belonging to the same family as mould and mildew. It is an almost transparent cell, round or oval, filled with sap.

Its Growth

The growth, which is more frequently spoken of as "fermentation" consists of the reproduction again and again of these little one-celled organisms. This goes on very quickly under proper conditions. One plant buds out from the other sometimes in the form of a chain, or two buds may come from one cell, and in this way the yeast plant multiplies.

Its Care

While these little yeast cells are tenacious of life they are killed by exposure to extremes of either heat or cold, such as boiling water, or frost, but will keep for many days in a dry, cool place. The best collection of yeast cells massed together in dormant state is the ordinary yeast cake either dry or compressed.



Dried Yeast

The dried yeast is the best form in which yeast can be obtained for the use of those who live in the country, or in places where it may be necessary to keep the yeast for some length of time. Being dry the cakes cannot decay, but if kept too long the yeast will lose its vitality.

Compressed Yeast

The compressed moist yeast keeps, as a rule, only for a few days. In towns it is usually distributed by the manufacturers every two or three days. When fresh it should have a pleasant wine-like smell and crisp feeling. If dark and mouldy it is old. If it breaks like putty it is weak.

Its Relation to Bread Making

For rapid growth it requires a moderately warm moist, sweet soil, such as dough. Sugar hastens the growth, while salt retards it. During its growth it changes some of the starch of the flour into sugar, on which it feeds, at the same time giving off alcohol, and a gas known as Carbon dioxide.

This, in its efforts to escape, expands the elastic gluten (which is a large constituent of flour) and lifts up the dough, or in other words it is "raised."

When the bread is placed in the oven, the heat expands the gas. This is what causes the loaf to "raise" in the oven. Finally the alcohol and gas are driven off, the cell-walls are fixed, and then, sweet bread is produced.



NOTES ON YEAST

Use less yeast in summer than in winter.

Dried yeast works slowly and is always better set with a sponge over night. Dried yeast will not work at all unless kept warm. Compressed yeast is very rapid and does not require so much warmth.

$\frac{1}{2}$ cake Compressed yeast is equal to 1 cake dry yeast or $\frac{3}{4}$ cup home-made yeast.

BE SURE THAT YEAST OR YEAST CAKES ARE FRESH.

NOTES ON BREADMAKING

It is better to use a pail to mix bread in than the ordinary bread pan, as there is less surface exposed and easier to wrap up, and can readily be placed in a dish of warm water to aid rising. Best length of time for sponge to rise is nine or ten hours. If you take it early in the morning, set earlier in the evening and vice versa.

Always make a sponge when dry yeast cakes are used. With home-made or Compressed yeast it may be made into a dough at once.

A sponge should always be allowed to work until it begins to contract or fall. This "drop" affords the best indication of its readiness for dough making.

Dough should always double itself and should increase twice its size when placed in the pans.

Do not work dough too much as it is better to under-work than to overwork.

Do not let it rise too much in dough or it will be slow in pans.


Do not have oven too hot as bread should not brown the first ten minutes, and only gradually after that.

Do not cover when taken out of oven, but allow to cool quickly.

Do not make loaves too large.

(See Page 8)






ROYAL HOUSEHOLD re-
quires less work than ordinary
hard wheat flours.

Don't knead it too much

It goes together quick y and easily, requiring only two or three minutes' beating in the sponge or batter and a few minutes' kneading in the dough until it becomes smooth and elastic.

It DOES NOT require a second kneading after it has risen in the bowl or pail, simply close the hand and punch down thoroughly.



**"With Bread
all Grievs are less."**

Good bread is the great need of both rich and poor. It has been man's chief food for thousands of years. Compared with wheat flour all other materials are insignificant.

More good nourishment can be purchased for less money than in any other food.

ROYAL HOUSEHOLD excels all others in this respect and should always be used with these recipes.

In the process of bread making, the management and control of the yeast and its fermentation is usually the least understood part of the operation; and it is owing to mistakes in its treatment that the greater number of failures in bread making are due.

No manipulation of the flour or dough will compensate for weak or badly prepared yeast.

The other factors of uncertainty in bread making consist chiefly of insufficient care in kneading and the difference in the quality of flours.

Flour taken from a cold place should be warmed before using to about 75 or 80 degrees.

Have water and milk same temperature. If milk is used it should be scalded and allowed to cool.

Mix thoroughly, but do not overwork. Make small loaves and bake well.

HOUSEHOLD WHITE BREAD

Materials

- 2 cups (1 pint) milk.
- 2 cups (1 pint) water (or 4 cups if milk is left out).
- 1 teaspoon butter or lard.
- 3 tablespoons sugar.
- 1 tablespoon salt.
- 2 cakes Compressed yeast.
- 3 quarts (more or less) Ogilvie's Royal Household.



Preparation

Scald the milk and water, and while scalding hot pour the liquid over the butter, sugar and salt. Dissolve the yeast in $\frac{1}{4}$ cup lukewarm water. When the milk and water have cooled to lukewarm, beat into five cups of sifted flour with a wooden spoon, add the dissolved yeast and beat well for two or three minutes. Then stir and knead in flour until the dough is sufficiently stiff to be turned from the mixing bowl to the moulding board in a mass. The quantity of flour to be added may be more or less than the five cups, depending on the temperature and dryness of the flour. Knead the dough until it becomes smooth and elastic and ceases to stick to the fingers or moulding board, adding if necessary a little flour from time to time. Then put in a well greased earthen bowl, brush lightly with butter, cover with a bread towel and set to rise in a moderately warm place until light or increased twice its size. This will require about two hours. As soon as bread is light, punch down and set for another rising until light which will require about one hour. As soon as it is light, form gently into loaves or rolls, place in greased bread pans, brush with melted butter and let stand for one and a half hour, or until very light, then bake in a moderate oven for, depending on size of loaf, forty to sixty minutes. This quantity makes five small loaves. (See page 8).

NOTE—Be careful not to use too much flour. Make the dough as soft as can be handled.

N.B.—Our "Meota" (whole wheat) flour makes excellent bread with this recipe.

POTATO YEAST No. 1

Materials

- 8 large potatoes.
- 4 tablespoons Ogilvie's Royal Household.
- 4 tablespoons salt.
- 4 tablespoons granulated sugar.
- 4 cups (1 quart) boiling water.
- 16 cups (4 quarts) cold water.
- 2 cakes of Dry Yeast or 1 cake of compressed.

Preparation

Peel and boil the potatoes, mash in water boiled in, and, while boiling pour this over the flour, salt and sugar. To this add the boiling water, mix well, then add the cold water. Dissolve the yeast in $\frac{1}{2}$ cup lukewarm water and mix with the above. Let this mixture remain in a warm place about eighteen hours, when it is ready for use, keep in a cool place and use as required.

NOTE—1 Dry Yeast cake and $\frac{1}{4}$ cup of sugar dissolved in three cups potato water makes an excellent yeast. Pour the water off the boiling potatoes at noon, cool until lukewarm, add the yeast and sugar, let stand until next morning.

POTATO BREAD No. 1

Materials

- 4 cups (1 quart) Potato yeast.
- 1 tablespoon salt.
- 1 tablespoon brown sugar.
- 1 tablespoon butter.
- 3 quarts (more or less) Ogilvie's Royal Household.

Preparation

Set the yeast liquid on the stove and stir until about blood heat (98 degrees Fahrenheit), then add the salt, sugar and butter, mix in sufficient of the flour (previously warmed) to make a batter. This will require three to four cups. Cover and set to rise. When light and frothy add the balance of the flour or until the dough ceases to stick to the hands or moulding board, kneading only until smooth and elastic. This makes five small loaves.

Let rise again till double the original size of dough, when it may be moulded gently into loaves, placed in greased bread pans and brushed with melted butter. Let it stand in a warm place covered with a clean cloth, until it has again doubled its bulk, then bake it in a moderate oven for about sixty minutes.

N.B.—Our "Meota" (whole wheat) flour makes excellent bread with this recipe. (See page 8.)

POTATO YEAST No. 2

Materials for Yeast

- 6 large potatoes
- $\frac{1}{2}$ cup sugar.
- 2 tablespoons salt.
- 1 cup lukewarm water.
- 1 cake Compressed or two cakes dried yeast.

Preparation

Peel and grate the potatoes into a porcelain or earthen dish, containing the sugar and salt. Pour on boiling

water until it becomes thick, then let cool until lukewarm. Dissolve the yeast in the lukewarm water and add to the above. Let stand in a warm place for 24 hours when it is ready for use.

POTATO BREAD No. 2



Materials for Bread

- 8 cups (sifted) Ogilvie's Royal Household.
- 2 cups water (or 4 cups if milk is left out).
- 2 cups milk.
- 1 tablespoon sugar.
- 1 tablespoon salt.
- 1 tablespoon butter or lard.
- 1 cup of above yeast.

Preparation

Scald the milk and water, and when cooled to lukewarm add the yeast, salt, sugar and butter and follow the directions given under Potato Bread No. 1.

NOTE.—4 cups of No. 1 or 1 cup of No. 2 Potato yeast equals 2 cakes Compressed.

PLAIN BREAD

Materials

- 3 quarts (more or less) Ogilvie's Royal Household.
- 1 tablespoon salt.
- 4 cups lukewarm water.
- 1 Dry yeast cake.

Preparation

Let yeast cake dissolve in $\frac{1}{4}$ cup lukewarm water for about 10 minutes. Put salt into mixing pan. Add water and enough flour to make a stiff batter (about the consistency of pan-cake mixture). Add yeast and beat two or three minutes; put in warm place to rise over night; in the morning sponge should be twice its size. Add enough flour to make a dough stiff enough not to stick to hands or board; after flour is all mixed in, turn mass out on bread board and knead two or three minutes; let rise again about twice its size, then mould lightly into pans, cover well and let rise twice its size. Bake in a moderate oven until loaf is nicely browned and feels light when taken out of pan. (See page 8.)

BOSTON BROWN BREAD

Materials

- 2 cups Ogilvie's Golden Meal.
- 1 pint hot water.
- 2 cups "Meota" flour.
- 1 cup molasses.
- 1 teaspoon salt.
- $\frac{1}{2}$ cake Compressed yeast.
- $\frac{1}{2}$ cup lukewarm water.
- 1 teaspoon soda.

Preparation

Scald the cornmeal with the pint of hot water then mix in the two cups of entire flour, molasses and salt, adding the yeast, dissolved in $\frac{1}{4}$ cup lukewarm water. Lastly add the soda, also dissolved in $\frac{1}{4}$ cup lukewarm water. Pour this batter in grease moulds, filling each a little over half, and let them rise until they are nearly full.

Then put the moulds in a pot of boiling water. Boil three hours, take out and bake them for half an hour. This serves about eight people.

NOTE.—In boiling let the water come up to the moulds two-thirds of their height, and when it boils away add more boiling water.

CORN BREAD

- 1 cup Ogilvie's Golden Cornmeal.
- 1 cup Ogilvie's Royal Household Flour.
- 4 teaspoons Baking Powder.
- $\frac{1}{4}$ cup sugar.
- $\frac{1}{2}$ teaspoon salt.
- 1 cup milk.
- 1 egg.
- 1 tablespoon butter.

Mix all the dry ingredients in a bowl, sifting the flour and baking powder together. Beat the egg till very light, add it and the milk to the dry ingredients and lastly the butter which has been melted in the baking pan. Bake from 20 to 30 minutes, in a moderate oven.

N.B.—Sour milk may be used instead of sweet (1 cup) with $\frac{1}{2}$ teaspoon soda, omitting the baking powder. The egg may be omitted if desired, substituting $\frac{1}{4}$ cup of milk and adding a little more butter.

PARKER HOUSE ROLLS

Materials

- 2 cups milk.
- 1 tablespoon sugar.
- 1 tablespoon salt.
- 3 tablespoons butter.
- 2 cakes Compressed yeast.
- $\frac{1}{2}$ cup lukewarm water.
- $1\frac{1}{2}$ quarts (more or less) Ogilvie's Royal Household.

Preparation

Scald the milk and pour it over the sugar, salt and butter. Allow it to cool, and when it is lukewarm add the yeast, dissolved in the lukewarm water, then add three cups sifted flour. Beat hard, cover and let rise until it is a frothy mass. Then add three cups more flour. Let



rise again until it is twice its original bulk, place it on your kneading board. Knead lightly then roll it out one-half an inch thick.

With a biscuit cutter cut out the rolls. Brush each piece with butter, fold and press the edges together, and place them in a greased pan, one inch apart. Let them rise until very light. Bake in a hot oven twenty minutes. This makes from one and a half to two dozen according to size.

BAKING POWDER BISCUIT

Materials

- 2 cups Ogilvie's Royal Household.
- 4 teaspoons Baking Powder.
- 1 teaspoon salt.
- 1 tablespoon butter.
- 1 tablespoon lard.
- $\frac{1}{2}$ to $\frac{3}{4}$ cup water.

NOTE.—2 teaspoons of Cream of Tartar and 1 of soda may be used in place of Baking Powder.

Preparation

Sift flour, salt and Baking Powder together. Rub in shortening with the tips of the fingers. Add the liquid, mixing with a knife until a very soft dough is obtained. Do not knead the dough but roll it out lightly and quickly about $\frac{1}{2}$ inch thick, using as little flour as possible for dusting. Cut out and bake in a hot oven for 15 minutes.

Modifications

The liquid may be all water or all milk or half milk or half water. The shortening may be all butter or all lard or a mixture of both.

CINNAMON OR FRUIT ROLLS

Use same materials and prepare as for Baking Powder Biscuit.

Preparation

Roll the sheet of dough into a square. Spread lightly with melted butter. Sprinkle with cinnamon and sugar or with dried fruit. Roll up like a jelly roll cut off slices about $\frac{3}{4}$ inch thick and bake.



TWIN BISCUITS

Use same materials and prepare as for Baking Powder Biscuits.

Preparation

Roll the sheet of dough half as thick as for Baking Powder Biscuits.

Cut and put two together like a sandwich with a very little melted butter.



EGG BISCUITS

Use same materials and prepare as for Baking Powder Biscuits, using 1 egg and less liquid.

TEA ROLLS

Materials

- 2 cups milk.
- $\frac{1}{2}$ cup sugar.
- 3 tablespoons butter.
- 1 tablespoon salt.
- 6 cups (more or less) Ogilvie's Royal Household.
- 1 cake Compressed yeast.
- $\frac{1}{4}$ cup lukewarm water.
- 2 eggs.
- 1 teaspoon ground cinnamon.

Preparation

Scald the milk and pour it over the sugar, butter and salt. When it has cooled to lukewarm, beat into it three cups of flour, sifted three times. Then add the yeast, dissolved in the lukewarm water. Cover and let rise until a frothy mass. Add the eggs (well beaten) the balance of the flour, and the cinnamon, and knead the dough two or three minutes.

Place in a buttered bowl. Let rise until twice the original size. Form into small rolls, place in a buttered pan, and let rise until very light. Brush the top with melted butter, bake in a hot oven twenty minutes. This makes about two dozen small rolls.

GRIDDLE CAKES



Materials

- 2 cups Ogilvie's Royal Household.
- $\frac{1}{2}$ teaspoon salt.
- 1 teaspoon soda (level).
- $1\frac{3}{4}$ cups sour milk or buttermilk.
- 1 tablespoon melted butter.
- 1 tablespoon of sugar.

Preparation

Sift the flour, salt and soda together. Add the milk slowly and beat till smooth. Then add the melted butter and fry on a slightly greased hot griddle. If desired, a well-beaten egg may be added at the last, when it will be necessary to use a little more flour. The cakes will be more tender without the egg. These cakes may be made with sweet milk, substituting four (4) level teaspoons of Baking Powder for the soda. This quantity will serve four or five people.

MUFFINS (1 Egg)

Materials

- 1 egg.
- 2 tablespoons sugar.
- $\frac{1}{2}$ teaspoon salt.
- About 1 cup milk.
- 2 cups Ogilvie's Royal Household.
- $3\frac{1}{2}$ teaspoons baking powder (level).
- 2 tablespoons melted butter.

Preparation

Beat the egg very light. Add the sugar, salt and milk. Sift in the flour and baking powder, and beat well. Then add the melted butter. Grease the gem pans well, pour in the batter and bake in a hot oven about 20 minutes. If preferred, 2 teaspoons of Cream of Tartar and 1 teaspoon of soda may be substituted for the baking powder. This quantity makes light Muffins.

MUFFINS (2 Eggs)

Materials

- 2 eggs.
- 3 tablespoons sugar.
- $\frac{1}{2}$ teaspoon salt.
- About 1 cup milk.
- 2 cups Ogilvie's Royal Household.
- 3 teaspoons baking powder.
- 3 teaspoons melted butter.

Preparation

Mix and bake as in the Muffins (1 egg). Makes light Muffins.

The millionaire cannot buy better flour than "ROYAL HOUSEHOLD" nor even the poorest family use a flour that is more economical.






By Special Appointment to His Majesty the King.

What Flour Granulation Means in Bread-Making


Flour is composed of myriads of tiny granules.


The small ones absorb yeast, "rise" and "ripen" before the large ones; the result is bread of coarse, poor texture.

ROYAL HOUSEHOLD Flour is perfectly milled, all the flour granules are uniform in size, the sponge rises uniformly, the bread is even in texture, perfect in flavour, good-looking, appetising bread, easily digested.



ROYAL MILLS, MONTREAL





DOUGHNUTS

Materials

- 2 eggs.
- 1 heaping cup sugar.
- 1 teaspoon soda.
- 1 cup milk.
- 1 teaspoon melted butter.
- 2 cups (more or less) Ogilvie's Royal Household.
- 2 teaspoons cream of tartar.
- $\frac{1}{2}$ grated nutmeg.

Preparation

Beat the eggs and sugar together. Dissolve soda in the milk, add the melted butter and mix with above. Sift flour and cream of tartar together twice, beat well and add nutmeg, roll out, cut with doughnut cutter and fry in hot lard.

Care must be taken not to make dough too stiff and it may require slightly more or less flour than the amount given above. Three level teaspoons of baking powder may be used instead of cream of tartar and soda. This makes about two and a half dozen.

CRUMPETS

Materials

- 1 cup brown sugar.
- $\frac{1}{2}$ cup butter.
- 1 egg.
- $\frac{1}{2}$ teaspoon soda.
- 2 tablespoons sour milk.
- $1\frac{1}{2}$ cup Ogilvie's Royal Household.
- $\frac{1}{2}$ (small) teaspoon all kinds spice.
- 1 cup chopped raisins.



Preparation

Mix sugar, butter and egg together, then the flour, raisins and spices, add to the above with the soda dissolved in the sour milk. Make rather a stiff dough, drop with a teaspoon on a buttered tin and bake in a hot oven.



COOKIES

Materials

- 1 cup sugar.
- $\frac{1}{2}$ cup butter.
- 2 eggs.
- 4 tablespoons milk.
- 2 cups Ogilvie's Royal Household.
- 2 teaspoons baking powder.
- Flavoring.

Preparation

Cream the butter and sugar together. Add the well-beaten eggs, then the milk gradually and flavor to taste. Sift baking powder and flour together and add gradually to the above until the dough can be handled, when no more flour should be worked in. This may require slightly more or less than the two cups. Roll out thin, cut with a cookie cutter and bake in a quick oven.

N.B.—Any cookie mixture is improved by setting in a cool place to chill, before rolling it out.

MOLASSES COOKIES

Materials

- 1 cup melted butter.
- 1 cup sugar.
- 1 egg.
- $\frac{1}{2}$ cup milk.
- 1 cup molasses.
- 2 teaspoons soda.
- 4 cups (more or less) Ogilvie's Royal Household.
- 4 teaspoons ground ginger.

Preparation

Stir together the butter, sugar, egg, and molasses, dissolve soda in the milk and add with the flour and ginger mixed together. Make moderately stiff dough, roll out not too thin and bake in a moderate oven.

N.B.—The shortening may be half lard.



CHOCOLATE COOKIES

Materials

- ½ cup butter.
- 1 cup sugar.
- ¼ teaspoon salt.
- 1 teaspoon cinnamon.
- 2 ounces unsweetened chocolate (melted).
- 1 egg.
- 2 (level) teaspoons baking powder.
- 2 tablespoons milk.
- 2½ cups (more or less) Ogilvie's Royal Household.



Preparation

Cream the butter and sugar, then add the salt, cinnamon and chocolate, now add the well-beaten egg, and the soda dissolved in the milk. Stir in enough flour to make a soft dough, cut in round cakes and bake in rather a quick oven.

The secret of making good cookies is in the use of as little flour as will suffice.

NUT DROP CAKES

Materials

- ½ cup butter.
- 1 cup brown sugar.
- 2 eggs.
- 1 cup chopped raisins.
- 1 cup chopped walnuts.
- 1¼ cups Ogilvie's Royal Household.
- ½ teaspoon soda.
- Flavor with cassia, nutmeg and cloves.

Preparation

Cream the butter and sugar, and stir in the well beaten eggs, mix the raisins, walnuts and spices with the flour and add with the soda dissolved in warm water.

Beat thoroughly and drop from a teaspoon on baking pan.

COCOANUT CAKES

Materials

- 1 cocoanut (grated).
- Milk of one cocoanut.
- Same amount of water.
- 3¾ cups powdered sugar.
- 3 eggs (whites)



Preparation

Dissolve two and one half cups of the sugar in the milk and water, boil until it syrups. Have ready the beaten whites with the balance of sugar whipped in, and add the grated cocoanut little by little, beating the boiled syrup all the time. Drop in tablespoonfuls on buttered paper and bake in a slow oven.

CREAM PUFFS

Materials

$\frac{1}{2}$ cup butter.
1 cup boiling water.
1 cup Ogilvie's Royal Household
 $\frac{1}{4}$ teaspoon salt.
 $\frac{1}{2}$ teaspoon sugar.
4 eggs.

Preparation



Boil water and butter together. When boiling hard, add the flour all at once, and stir vigorously till it leaves the sides of the saucepan and forms a smooth ball. Add the salt and sugar. When cool add the unbeaten eggs one at a time, beating till thoroughly mixed. Drop on buttered pans pieces the size of a walnut three inches apart.

Bake in a moderate oven about 30 minutes, having the oven rather hot at first, and then reducing the heat. When baked, let them dry out in the oven with the door open for about 10 minutes. This will prevent them falling. When thoroughly cold, cut open with scissors and fill with whipped cream or mock cream. This makes $1\frac{1}{2}$ dozen.

MOCK CREAM

Materials

1 cup sugar.
 $\frac{1}{2}$ cup Ogilvie's Royal Household.
Pinch of salt.
2 eggs.
2 cups scalded milk.
Flavor with lemon or vanilla extract.

Preparation

Mix the dry ingredients, add the eggs slightly. Cook about fifteen minutes in a double boiler, stirring constantly till thickened. Cool slightly, and add flavoring. Don't use till perfectly cold.

HERMITS

Materials

- 3 eggs.
- 1½ cup sugar.
- ½ cup milk.
- ½ cup butter (melted).
- 2 teaspoons cream tartar.
- 1 teaspoon soda.
- ½ cup currants.
- 1 cup raisins (chopped).
- 1 small teaspoon cloves.
- 1 small teaspoon cinnamon.
- 1 small teaspoon nutmeg.
- 3 cups Ogilvie's Royal Household.


Preparation

Beat eggs and sugar together, add the milk and melted butter, mix other ingredients into the flour and add to the above, making a stiff dough. This may require slightly more or less than the three cups of flour.

Drop on buttered tin in spoonfuls, and bake in a hot oven. Three level teaspoons of baking powder may be used instead of the cream of tartar and soda.



“ Well begun is half done. ”
Make sure you have “ ROYAL
HOUSEHOLD ” for the baking,
and there's no doubt about the
lightness and deliciousness of the
bread and pastry.



By Special Appointment to His Majesty the King


What is Meant by "Protein" in Flour ?

"Protein" in food is the food element that makes bones, muscle and brain.


Pure flour contains more protein, in most useful form, than any other food; but the flour must be pure.

ROYAL HOUSEHOLD Flour is milled to make it the purest in the world; therefore it contains most protein, is most nourishing, is most economical to use.

It pays the housewife to insist upon getting "Royal Household" guaranteed flour, instead of taking a poorer flour which the grocer may be interested in selling.



GLENORA MILLS, MONTREAL





CAKES



“Dost thou think because thou art virtuous, there shall be no more cakes?”

—TWELFTH NIGHT

Cake-making requires more judgment than any other department of cooking. Nevertheless it is one of the most frequently tried by the beginner.

There are two classes of cakes; those with butter and those without it. The former embraces pound, cup, and fruit cake; to the latter belongs sponge, sunshine, and angel-cake.

Always mix cake in an earthen bowl. The baking of cake requires more care than the mixing. Divide the baking time into quarters; during the first, it should begin to rise, the second it should finish rising and begin to brown, in the third it should continue to brown, and during the fourth and last it should finish browning and leave the sides of the pan.

Bake cake with nothing else in the oven and keep it as near the oven centre as possible. Remove the cake from the tin as soon as it leaves the oven, and place it on a sieve or a napkin-covered board.

CAKE FILLINGS AND FROSTING

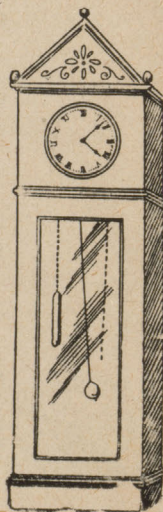
BOILED ICINGS

Materials

2 cups sugar.
2/3 cup water.
Stiffly beaten whites of two eggs.
Flavoring to taste.

Preparation

Boil the sugar and water without stirring until it forms a thick syrup, while boiling pour it slowly into the beaten eggs, beating the mixture rapidly all the time, until of right consistency to spread. Then add the flavoring and spread on the cake.



ICING (Uncooked)

Orange Icing

2 cups pulverized sugar, moistened with juice of one orange and $\frac{1}{2}$ lemon. Add two tablespoons of melted butter and mix until smooth; when ready to spread on cake add some of the grated rind of the orange and sprinkle remainder on top of cake.

Coffee Icing

2 cups pulverized sugar, moistened with coffee and melted butter added. Mix until smooth.

Maple Icing

2 cups pulverized sugar, mixed with enough maple syrup to soften it. Spread roughly on cake. May add nuts if desired.



PLAIN FROSTING

Materials

- 1 egg (white).
- 1 teaspoon lemon.
- 1 cup pulverized sugar.

Preparation

Mix and beat with a fork for five minutes when it is ready for use.

CHOCOLATE FROSTING

Materials

- 1 cup sugar.
- $\frac{1}{2}$ cup milk.
- $\frac{1}{4}$ teaspoon cream of tartar.
- 2 tablespoons butter.
- 1 ounce unsweetened chocolate.
- 1 teaspoon vanilla.

Preparation

Boil the sugar, milk and cream of tartar continuously for six minutes. Remove from stove and stir in the butter, chocolate and vanilla. Beat well, let cool and beat again. The total time of beating should be about an hour.

This can be put away until required for use, when it may be set in a dish of hot water to soften.

LEMON FILLING No. 1

Materials

- $\frac{1}{2}$ cup prepared cocoanut.
- 1 egg.
- 1 lemon (grated rind and juice).
- 1 cup sugar.

Preparation

Moisten the cocoanut with milk, and after thoroughly beating the egg, place all in a double boiler and cook until the consistency of jelly (about 15 or 20 minutes). The cocoanut flavor makes this a very delicious filling.



LEMON FILLING No. 2

Materials

- 1 egg yolk.
- 1 cup sugar.
- 1 lemon (grated rind and juice).

Preparation

Mix well and place all in a double boiler, cook about twenty minutes, let cool and spread between cakes.



RAISIN FILLING

Materials

- 1 cup raisins, 2 eggs (whites).
- 1 cup pulverized sugar.
- Flavor with vanilla.

Preparation

Stone and chop raisins, add them to the stiffly beaten eggs, then add enough sugar to make thick. Flavor with Vanilla.

ANGEL CAKE

Materials

- 1 cup of egg whites unbeaten (about 8 eggs)
- $1\frac{1}{4}$ cups sugar.
- Pinch of salt.
- 1 teaspoon cream tartar.
- 1 cup Ogilvie's Royal Household.
- 1 teaspoon flavoring.

Preparation

Put pinch of salt in egg whites and beat until frothy, put in sugar and cream of tartar, beat again.

Add the flavoring and fold in the flour lightly. Bake in an ungreased pan with a tube, in a moderate oven for thirty-five minutes.

Sift the sugar once, the flour five times, and have the eggs very cold. This cake is best when mixed on a large platter.

SOFT GINGER BREAD

Materials

- $\frac{1}{2}$ cup butter.
- 1 cup brown sugar.
- $\frac{3}{4}$ cup molasses.
- 3 eggs.
- 1 teaspoon soda.
- 1 cup sour milk.
- 3 cups Ogilvie's Royal Household.
- 1 tablespoon ginger.
- 1 teaspoon cinnamon.



Preparation

Cream the butter and sugar, add the molasses, then the eggs, one at a time, and beat thoroughly.

Put the soda in the sour milk, mixing well, sift the flour and spices, and add to the other mixture, alternating with the milk, beat well. Bake either in Gem pans or in a ginger cake tin.

STRAWBERRY SHORTCAKE

Materials

- 2 cups Ogilvie's Royal Household.
- 4 teaspoons baking powder.
- $\frac{1}{2}$ teaspoon salt.
- 2 tablespoons sugar.
- $\frac{1}{4}$ cup butter.
- $\frac{1}{8}$ cup milk.
- 4 cups strawberries.



Preparation

Sift the flour, baking powder and salt together. Add sugar and mix well. Work in butter with fingers. Add milk gradually. Put on board, divide in two parts, and roll out to fit the cake tin, using the least possible flour to roll. Put one part on tin, spread lightly with melted butter, then place the other part on top. Bake twenty minutes in hot oven. When baked the two parts will separate easily without cutting. Mash berries slightly, sweeten and place between cakes, the whole may be covered with whipped cream, and a dozen or more whole berries placed on top for a decoration.

NOTE.—Water may be used in place of milk, if desired, or an egg may be added, using a little more flour.

WALNUT CAKE

Materials

- $\frac{1}{2}$ cup butter.
- $1\frac{1}{2}$ cup sugar.
- $\frac{3}{4}$ cup milk.
- 2 cups Ogilvie's Royal Household.
- 1 teaspoon cream of tartar.
- $\frac{1}{2}$ teaspoon soda.
- 1 cup walnuts (chopped)
- 4 eggs (whites).



Preparation

Cream the butter and sugar thoroughly, and add the milk gradually. Sift the flour, cream of tartar, and soda together twice and add to the above, mixing well. Add the chopped walnuts. And lastly, the stiffly beaten whites, folding them in lightly.

Bake in a moderate oven forty minutes or more.

SPONGE CAKE

Materials

- 6 eggs.
- 3 cups sugar.
- 4 cups Ogilvie's Royal Household.
- 2 teaspoons cream tartar.
- 1 teaspoon soda.
- 1 cup cold water.
- Flavoring.

Preparation

Beat eggs until very light, add sugar and beat again, sift the flour and cream of tartar together three times. Dissolve soda in the water and add to the eggs and sugar, mixing in the flour at once, flavor to taste and bake in a moderate oven for thirty minutes or more.



LOAF CAKE

Materials

- 1½ cup butter.
- 2 cups sugar.
- 1 cup molasses.
- Spices to taste.
- 4 eggs.
- 1 teaspoon soda.
- 1 cup milk.
- 1 lb. raisins, stoned and chopped.
- ¼ lb. citron, chopped.
- 5 cups Ogilvie's Royal Household.

Preparation

Cream butter and sugar. Mix in the molasses and spices together with the eggs well beaten.

Dissolve soda in milk and add to the above. Dredge raisins and the citron in one cup of flour and thoroughly mix in together with balance of flour. Bake in a slow oven for one hour.

FIG CAKE

Materials

- 1 cup butter.
- 2 cups sugar.
- 3 cups Ogilvie's Royal Household.
- 1 cup milk.
- 2 teaspoons baking powder.
- 4 eggs (whites).





Preparation

Cream butter and sugar, add flour with baking powder sifted twice, alternating it with the milk, beat well and lastly add whites of eggs beaten stiff.
Bake in two tins.

FILLING FOR ABOVE

Materials

$\frac{3}{4}$ lb. figs.
 $\frac{3}{4}$ cup sugar.
 $\frac{1}{2}$ cup boiling water.

Preparation

Chop figs fine, add sugar and boiling water, cook on stove until a smooth paste, if too stiff add more water, when cold spread between cakes.

PLAIN LAYER CAKE

$\frac{3}{4}$ cup sugar
1 tablespoon butter.
1 egg.
 $\frac{3}{4}$ cup milk.
2 cups (more or less) Ogilvie's Royal Household.
3 teaspoons baking powder.
Flavoring.

Preparation

Mix butter and sugar; drop in egg; add milk, then flour and, lastly, baking powder and flavoring, stir thoroughly, bake in layers.

PLAIN POUND CAKE

Materials

1 lb. (2 cups) granulated sugar.
1 lb. (2 cups) softened butter.
9 eggs.
1 lb. (4 cups) Ogilvie's Royal Household.
Lemon flavoring.

Preparation

Cream butter and sugar, adding the sugar gradually. Then add the well-beaten eggs, and lastly the flour and flavoring.

Beat thoroughly as each ingredient is added as upon this depends the quality of the cake.

Bake for thirty minutes or more in a moderate oven.



ONE EGG CAKE

Materials

- 1 egg.
- 1 cup sugar.
- 1 cup milk.
- 1 cup (more or less) Ogilvie's Royal Household.
- 2 teaspoons baking powder
- 2 tablespoons melted butter.
- Flavoring.



Preparation

Beat the egg until light, and add to the sugar, stir until dissolved, then add milk. Sift flour and baking powder twice, mix well with above, and lastly add the melted butter, flavor to taste, bake in a flat pan.

CHOCOLATE CAKE

Materials

- 1½ cup sugar.
- ½ cup butter.
- 3 eggs.
- ¾ cup milk.
- 2 cups Ogilvie's Royal Household.
- 1 teaspoon cream of tartar.
- ½ teaspoon soda.
- 1 ounce unsweetened chocolate.

Preparation

Cream the butter and sugar, and add the well beaten eggs (saving out the white of one), then the milk. Sift the flour, cream of tartar and soda together twice, and mix thoroughly with the above; warm the chocolate over teakettle and stir into the batter, bake about thirty-five minutes, to a moderate oven.

Let cool and split in two with a sharp knife, frost each part with the following—

FILLING FOR CHOCOLATE CAKE

Materials

- 1 cup sugar.
- 4 tablespoons water.
- Pinch cream tartar.
- 1 egg (white).
- 2 ounces of unsweetened chocolate.

Preparation

Mix sugar, cream tartar and water, boil until it threads, beat the white of an egg very stiff, stir syrup in slowly and beat until thick, then spread on cake, make another frosting like first, add the two squares of chocolate to it. Cover the white frosting with the chocolate frosting, and lift one part of cake on the other, press together.

CHOCOLATE COFFEE CAKE

Materials

- 1 cup sugar.
- 4 tablespoons butter.
- 1 egg.
- $\frac{1}{4}$ cup milk.
- $\frac{1}{2}$ cup liquid coffee.
- $\frac{1}{4}$ cup grated chocolate.
- 2 cups (more or less) Ogilvie's Royal Household.
- 3 teaspoons baking powder.

Preparation

Mix butter and sugar together; add egg, stirring slightly, add milk and chocolate, which has been dissolved in coffee; add flour and baking powder last. Stir mixture thoroughly; bake in a loaf or flat pan.



DAYTON CAKE

Materials

- 1 cup butter.
- 2 cups sugar.
- 5 eggs.
- $\frac{3}{4}$ cup milk.
- $3\frac{1}{2}$ cups Ogilvie's Royal Household.
- 1 teaspoon cream of tartar.
- 1 teaspoon soda.
- 1 cup walnut meats.
- 1 nutmeg.

Preparation

Beat the eggs well and add to the butter and sugar, previously creamed. Sift flour, cream of tartar and soda together twice and add, alternating with the milk.

Chop walnuts and raisins together and mix in lastly then add grated nutmeg.

JELLY ROLL


Materials

- 3 eggs.
- $\frac{3}{4}$ cup sugar.
- 1 cup Ogilvie's Royal Household.
- 1 teaspoon cream of tartar.
- $\frac{1}{2}$ teaspoon soda.
- 1 tablespoon hot water.
- Pinch of salt.

Preparation

Beat the eggs until light, add the sugar and salt and stir until dissolved. Sift the flour and cream of tartar together twice, add to the above and beat until light, then add the soda, dissolved in hot water, put in a flat pan, bake ten or fifteen minutes.

Take out on a napkin, spread the under side with jelly and roll up.



Grinding Floor, Royal Mills
THE OGILVIE FLOUR MILLS COMPANY, LIMITED, MONTREAL

CHEAP FRUIT CAKE

Materials

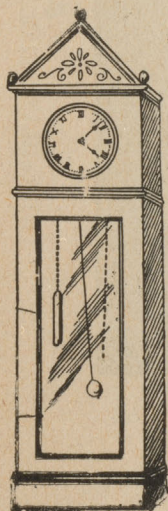



- ½ cup butter.
- 1 cup sugar.
- 1 cup sour milk.
- 1 teaspoon soda.
- ½ teaspoon salt.
- ½ teaspoon mixed spices.
- 2 cups (more or less) Ogilvie's Royal Household.
- 1 cup raisins.

Preparation

Cream the butter and sugar, add the sour milk, with soda and salt dissolved in it, then the flour mixed with spices, currants and raisins. Mix thoroughly and bake.


You don't believe "ROYAL HOUSEHOLD" makes light, flaky pastry? Lots of women did not, until they used it the right way. They believe now.






FORT WILLIAM MILLS, FORT WILLIAM, ONT.

milk,
mixed
and





The digestibility of pies has been called into question, but, when properly made, pies are as easily digested as anything else.

Until quite recently it has been taken for granted, by the majority of people, that it was impossible to make good pastry out of Manitoba wheat flour without using a large amount of shortening.

They have thought it necessary to keep two kinds of flour, one for bread, and the other for pastry. This idea is erroneous.

ROYAL HOUSEHOLD makes the most delicious pastry when the same amount of shortening is used as with ordinary pastry flour. Try it with the following recipes.

Paste for pies should be kept cold, rolled quite thin and a little larger than the tin to allow for shrinkage. Allow more paste for the upper than the under crust, and be sure to perforate the former. Always brush around the edge of the undercrust with cold water and press the upper one down on it. When baking a juicy fruit pie make an incision in the centre and place a small funnel-shaped piece of paper into it.

This will keep the juice from escaping at the sides of the pie. Never grease a pie tin. Properly made pastry will grease its own tin.

PLAIN PASTRY

- 4 cups (sifted) Ogilvie's Royal Household.
- 1 cup ice cold water.
- $\frac{3}{4}$ cup butter.
- $\frac{3}{4}$ cup lard.
- 1 teaspoon salt.

Preparation

Mix salt with flour. With two knives cut in shortening, or rub in well with fingers. Add water little by little, stirring it in with a knife. Keep all materials and utensils as cold as possible during the whole process and work quickly. This is important. Roll out fold from the ends towards the centre making three layers. This may be used at once, but is improved by putting in



a cold place for several hours or over night and may be kept for three or four days. Do not let it freeze.

Be careful not to make paste too stiff. Just so it can be handled without sticking, is the proper consistency. Use more ice cold water if necessary.

PUFF PASTE

Materials

- 4 cups (1 pound) Ogilvie's Royal Household.
- 2 cups (1 pound) butter.
- 1 cup ice cold water.



Preparation

Wash the butter thoroughly or until free from salt. Put both flour and butter in a cold place. Keep all utensils ice cold while working the dough. This is important. Mix about one-fourth of the butter into the flour adding enough ice cold water to make a nice paste. Roll out about one-fourth inch thick, spread more butter on with a knife and fold from ends towards centre, making three layers. Repeat this until all the butter is worked in or at least three or four times to obtain the best results. The paste should be put in a cold place for several hours, over night is better but do not allow it to freeze. If outside temperature is not sufficiently cold, fold paste in a towel, put in a small pan and place between two other pans of crushed ice. If paste is to be kept for several days, wrap in a napkin, put in tin pail and cover tightly, then put in a cold place. If in ice box, do not allow pail to come in direct contact with ice.

Be careful not to make paste too stiff. Just so it can be handled without sticking is the proper consistency. Use more ice cold water if necessary. Bake in a moderately hot oven.

LEMON PIE

Materials

- 4 level tablespoons corn starch.
- 2 tablespoons cold water.
- 1 cup boiling water.
- 1 cup sugar.
- 2 eggs.
- Juice of 1½ lemons.
- 1 teaspoon butter.

Preparation

Mix corn starch with cold water. Pare the rind of lemons thinly and steep ten minutes in boiling water. Separate yolks and whites of eggs; squeeze lemons. Pour boiling water over corn starch mixture; cook a minute or two, until clear and thick; add sugar; stir a minute; add egg yolks; cook a minute; add lemon juice and butter. Take off stove at once. When cooled, fill into a baked pastry shell and use the whites for meringue. Brown the meringue in a slow oven.

LEMON CREAM PIE

Materials

- 4 eggs.
- 1 cup sugar.
- 2 heaping tablespoons Ogilvie's Royal Household.
- 1½ cup boiling water.
- The grated rind and juice of two lemons.

Preparation

Beat the yolks and whites of the eggs, separately. To the beaten yolks add the sugar, flour, lemon juice, rind, and lastly, the boiling water. Cook in a double boiler and when it begins to thicken, add to it one-half of the beaten whites. Stir this in thoroughly and let it cook until it is as thick as desired.

Use the remainder of the whites for the Meringue on top of the pie. After the custard has cooled, fill a baked shell, pile the meringue on top, and bake in a very slow oven until the meringue is brown.



MERINGUE

Materials

- 2 eggs (whites).
- 4 tablespoons icing sugar.

Preparation

Beat stiff but not dry, adding sugar all the time. Put on top of filling and brown slightly in oven. It is important to have everything cold.

APPLE PIE

Materials

- 4 large apples.
- 1 cup sugar.
- ½ nutmeg (grated).
- 1 teaspoon butter.
- Pie Paste.

Preparation

Line a deep pie tin with nice paste, (recipe found elsewhere), select large tart apples, pare and slice, put an even layer of these slices in the prepared tin, sprinkle with sugar, dot with butter, dust with nutmeg and repeat till dish is filled. Cover with paste, press closely around edges, bake in a moderate oven for forty-five minutes.



Materials

- 3 eggs.
- 1 cup sugar.
- 1 cup stewed pumpkin (strained).
- 1 teaspoon ginger.
- 1 teaspoon cinnamon.
- ½ teaspoon cloves.
- 2 cups milk.

Preparation

Beat the eggs, add to them the sugar, pumpkin, and spices. Beat thoroughly, then add the milk, mix well, bake in a raw crust, in a moderately hot oven for thirty minutes or more. This will make two small or one large pie. Squash may be used instead of the pumpkin.

PUMPKIN PIE

Materials

- 4 lbs. beef tenderloin.
- 2 lbs. suet.
- 3 lbs. brown sugar.
- 3 lbs. seeded raisins.
- 3 lbs. currants.
- 1 oz. mace.
- 1 oz. nutmeg.
- 1 oz. cinnamon.
- 1 oz. cloves.
- 15 large apples, chopped fine.
- 2 lbs. citron, sliced.
- Grated rind and juice of four lemons.
- Grated rind and juice of four oranges.
- 1 quart brandy.
- 1 pint Madeira wine.
- 1 tablespoon salt.

Preparation

Boil the beef until well done, when cold, chop it fine. Chop suet and apples and add to the beef. Mix the sugar and spices and add to them the wine, brandy, lemon and orange juice.


Mix the raisins, currants, citron, lemon and orange rinds.

Now combine gradually the three sets of ingredients after having added the salt to the liquid part, using a small portion of each until all are used.


Pack in stone jars, cover closely and keep in a dry, cool closet. This will keep a long time.

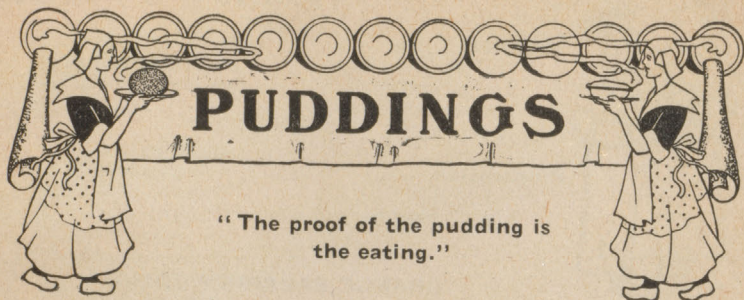


MINCE PIE



OATMEAL MILLS, WINNIPEG, MAN.





"The proof of the pudding is
the eating."

PAN-DOWDY

Materials

- Pie paste.
- Tart apples, peeled and sliced.
- 2 teaspoons butter.
- 1 cup of molasses (more or less to taste).
- Nutmeg or any preferred spice.

Preparation

Line a pan about ten inches square, and four deep, with the paste. Fill with the apples, and distribute the butter in small pieces over the top, spice to taste, and pour the molasses over the apples. Cover with puff paste, and bake slowly for two hours. To be eaten hot with cream.

NOTE.—Recipes for pastry given elsewhere.

QUEEN OF PUDDINGS

Materials

- 4 cups bread crumbs
- 4 cups milk.
- 4 eggs (yolks).
- 1 cup sugar.
- ½ teaspoon salt.
- 1 teaspoon butter.
- 1 lemon (grated rind only).

Preparation

Soak bread crumbs in milk until soft. Beat the eggs, sugar and salt together, add to the bread and milk with the butter and lemon. Mix thoroughly, and bake about one hour in a moderate oven. After it is cooked spread with jelly, frost with the following if desired.



FROSTING



Materials

2 eggs (whites)
1 lemon (juice).
 $\frac{1}{2}$ cup sugar.

Preparation

Mix all together and whip until light.

ORANGE BAVARIAN CREAM

Materials

$\frac{1}{2}$ box gelatine.
 $\frac{1}{2}$ cup cold water.
4 sour oranges.
Boiling water.
Sugar.
Cracked ice.
2 cups cream.

Preparation

Soak the gelatine in cold water for half an hour. Take the juice of the oranges, and add half the grated peel of one, add sufficient boiling water to make two cups, sweeten to taste and while hot add the gelatine. When thoroughly dissolved set in a pan of cracked ice to cool, stirring from time to time. Whip the cream until very stiff, and when jelly begins to thicken add it by degrees to the cream, stirring briskly until well mixed, then mould.

"MEOTA" PUDDING

Materials

$\frac{1}{4}$ cup butter.
 $\frac{1}{2}$ cup molasses.
 $\frac{1}{2}$ cup milk.
1 egg.
 $1\frac{1}{2}$ cups Ogilvie's Meota flour.
 $\frac{1}{2}$ teaspoon soda.
1 teaspoon salt.
1 cup raisins (stoned and chopped).

Preparation



Melt butter; add molasses, milk, egg well beaten, dry ingredients mixed and sifted and raisins. Steam in a buttered mould two and a half hours. Figs may be used instead of raisins. Serve with any hot pudding sauce.

PLUM PUDDING

Materials

- 1 cup milk.
- $\frac{1}{2}$ lb. bread crumbs.
- $\frac{1}{2}$ lb. suet, chopped.
- $\frac{1}{2}$ lb. sugar.
- 4 eggs.
- $\frac{1}{2}$ lb. seeded raisins.
- $\frac{1}{2}$ lb. currants.
- $\frac{1}{2}$ lb. figs, chopped.
- $\frac{1}{2}$ lb. citron, sliced.
- $\frac{1}{2}$ cup brandy.
- 1 teaspoon nutmeg.
- $\frac{1}{2}$ teaspoon cinnamon.
- $\frac{1}{2}$ teaspoon cloves.
- $\frac{1}{4}$ teaspoon mace.
- 1 teaspoon salt.



Preparation

Scald the milk and pour it over the crumbs, cream the suet, add the sugar and the well beaten yolks of the eggs. When milk and crumbs are cool, combine them with the other mixture, then add the raisins, figs, currants, citron, salt and spices.

Add the brandy, and lastly, the stiffly beaten whites of the eggs. Pour into a buttered mould and steam five hours. Serve with hard sauce.

HARD SAUCE

Materials

- $\frac{1}{2}$ cup butter.
- 1 cup sugar (powdered).
- 1 teaspoon vanilla

Preparation

Cream sugar and butter together, add vanilla. Set on ice until wanted.

SUET PUDDING

Materials

- 2 eggs.
- $\frac{1}{2}$ cup sugar.
- 1 cup suet.
- 1 cup molasses.
- 3 cups Ogilvie's Royal Household.
- 1 cup milk (sour or sweet).
- 1 teaspoon soda.
- 1 cup raisins (chopped).
- $\frac{1}{2}$ teaspoon salt.
- $\frac{1}{2}$ teaspoon grated nutmeg.
- 1 teaspoon ginger.
- 2 teaspoons cloves.



Preparation

Beat the eggs, add the sugar, then the suet, chopped very fine, then the molasses, and after it the flour. Dissolve the soda in the milk and add it to the mixture, lastly add the spices and raisins.
Pour into a buttered mould and steam three hours. Serve with the following sauce.

FOAMY SAUCE

Materials

1 egg.
1 cup sugar (powdered).
 $\frac{1}{4}$ cup milk (hot).
Vanilla flavoring.

Preparation

Beat the egg and add sugar slowly. Just before serving add hot milk and flavoring.



TRILBY PUDDING

Materials

2 cups cream.
1 pound walnuts.
1 pound marshmallows.
 $\frac{1}{2}$ cup sugar (powdered).
Vanilla.

Preparation

Whip the cream very stiff. Cut marshmallows as fine as possible with scissors, dip frequently in sugar to keep from sticking, mix all together and mould. Decorate with canned cherries.

MACARON PUDDING

Materials

$\frac{1}{2}$ lb. macaroons.
Sherry wine.
2 eggs.
5 tablespoons sugar.
 $\frac{1}{4}$ teaspoon salt.
1 cup milk.
1 cup cream.
2 tablespoons almonds blanched and chopped.
 $\frac{1}{4}$ teaspoon almond extract.

Preparation

Soak a dozen macaroons ten minutes in sherry wine, and then remove them. Beat two eggs slightly, add the sugar, salt, milk and cream, then the

chopped almonds, the almond extract and four finely powdered macaroons. Turn this mixture into a pudding dish, arrange soaked macaroons on top, cover and bake about thirty minutes in a moderate oven.

BAKED APPLE DUMPLINGS

Materials

4 cups Ogilvie's Royal Household.
8 level teaspoons baking powder.
2/3 cup butter
1 1/2 cup milk.
Apples.
Nutmeg.

Preparation

Pare quarter and core the apples. Sift flour, and baking powder together twice, mix in the butter and add sufficient milk to make quite a stiff paste. (This may require slightly more or less than one and one-half cups). Roll out about one-fourth inch thick, cut in large round pieces. Put several pieces of apple in each and fold into a ball, and bake in the following syrup.



SYRUP

Materials

4 cups water.
1 cup sugar.
1 teaspoon butter (heaping).

Preparation

Put all together in a baking tin, set on the stove and let come to a boil, then drop in the dumplings and bake in a hot oven. Serve warm with sugar and cream.

PUDDING SAUCE

Materials

1 cup sugar.
4 tablespoons water.
4 teaspoons corn starch.
1 lemon.
1 tablespoon butter.

Preparation

Boil the sugar, moistened with the water five minutes. Add the corn starch, dissolved in a little cold water, cook eight or ten minutes. Add lemon juice, grated rind and the butter, stir until the butter is melted. Serve at once.



GOLDEN CORNMEAL PUDDING

Materials

- 2 quarts of milk.
- 1 cup Ogilvie's Golden Cornmeal.
- 1 teaspoon salt.
- 1 cup molasses.
- 1 egg.
- Ginger and cinnamon to taste.

Preparation

Scald the milk, pour it on the Cornmeal and mix well, add the salt, spices and molasses and the egg slightly beaten. Bake three hours in a slow oven, having the pudding dish in a pan of hot water. Serve hot or cold with cream.

COTTAGE PUDDING

Materials

- 2 tablespoons butter.
- 1 cup sugar.
- 2 eggs.
- $\frac{1}{2}$ teaspoon salt.
- $\frac{1}{2}$ cup milk.
- 2 cups Ogilvie's Royal Household.
- 4 level teaspoons baking powder.

Preparation

Cream the butter and sugar. Add the unbeaten egg and beat for two or three minutes. Add the milk and the flour, baking powder and salt sifted together. Beat well. Bake in a moderate oven about twenty-five minutes.

CUP PUDDING

Materials

- 2 cups Ogilvie's Royal Household.
- $\frac{1}{2}$ teaspoon salt.
- 4 level teaspoons baking powder.
- $\frac{3}{4}$ cup milk.
- Some jam.



Preparation


Grease light small cups. Sift the flour, salt and baking powder into a bowl. Stir in the milk, mixing it evenly as quickly as possible. Put a little butter into each cup, spreading it up on the sides to make a well. Put a large teaspoonful of jam in the well, and cover over with the batter. Steam thirty-five minutes; turn out; serve hot with cream and sugar or any nice pudding sauce.

utes.
cook
and
once.


d mix
ightly
g the
cold

beaten
milk
ether.
y-five

and
mixing
outter
ake a
and
utes.
nice



WINNIPEG MILLS, WINNIPEG, MAN.





Soups

"Too many cooks
spoil the broth."



Soups are of two classes. Soups made with "stock" and soups without.

To the former class belong bouillon, brown stock, white stock, consomme and lambstock or mutton-broth.

Soups without stocks are classed as cream soups, purees and bisques.

WHITE STOCK

Materials

- 4 lbs. knuckle of veal.
- 1 lb. lean beef.
- 10 cups cold water.
- 10 pepper corns.
- 1 small onion.
- 2 stalks celery.
- 1 bayleaf.
- 1 tablespoon salt.



Preparation

Remove the meat from the bone and cut in small pieces. Put meat and bone into a kettle, add the water and prepared vegetables. Bring it slowly to a boil and skim carefully. Simmer for five hours. Strain twice through several thicknesses of cheesecloth and the stock will be clear. White stock can also be made from the water in which a fowl or chicken is cooked.



CREAM OF TOMATO SOUP

Materials

- 2 cups milk.
- 1½ tablespoon butter.
- 1 tablespoon flour.
- 1 cup tomatoes.
- ½ salt spoon soda.
- ½ teaspoon sugar.
- ½ teaspoon salt and pepper.

Preparation

Put milk in double boiler, mix the flour and butter together, add to the milk when boiling.

Cook tomatoes twenty minutes, then strain, now add soda, sugar, salt and pepper. Add to the milk and serve immediately.



SPLIT PEA SOUP

Materials

- 1 cup dried split peas.
- 8 cups cold water.
- 2 cups milk.
- 1 small onion.
- 2 tablespoons butter.
- 1 teaspoon salt.
- ½ teaspoon white pepper.
- 2 inch cube salt pork.
- 2 tablespoons flour.

Preparation

Soak the peas over night, drain and add water, pork and onion sliced. Simmer until the peas are very soft, then rub through a sieve. Cream butter and flour together and add to the peas. Then add salt, pepper and milk. Reheat and serve hot.

POTATO SOUP

Materials

- 3 potatoes.
- 4 cups milk.
- 1 onion.
- 2 stalks celery.
- 1 teaspoon salt.
- ¼ teaspoon pepper.
- 2 tablespoons butter.
- 1 tablespoon flour.



Preparation

Cook the potatoes in salted water with the onion. When soft, mash smooth and rub through a fine sieve. Scald the milk with the celery. Remove the celery, add the butter and flour creamed together. Then add the prepared potatoes to the milk and season with salt and pepper. Let come to a boil and serve at once.

BROWN STOCK

Materials

- 5 lbs. shin beef.
- 8 cups water.
- 10 pepper corns.
- 5 cloves.
- 1 bay leaf.
- 1 tablespoon salt.
- 2 sprigs parsley.
- 1/3 cup potato.
- 1/3 cup turnip.
- 1/3 cup onion.
- 1/3 cup carrot.
- 1/3 cup celery, coarsely chopped.



Preparation

Cut the lean meat into small pieces and brown it in a hot frying pan, using the marrow from the bone. Put the bone and fat in the kettle. Add the cold water and let it stand twenty minutes.

Put over the fire and bring to the boiling point, remove the scum as it rises and add the browned meat. Cover the kettle. Reduce heat and cook at the boiling point for five hours. Add the prepared vegetables and seasoning and cook for two hours. Strain immediately.

OXTAIL SOUP

Materials

- 1 oxtail cut in small pieces.
- 5 cups brown stock.
- Carrot cut in dice.
- Celery cut in dice.
- Onion cut in dice.
- Turnip cut in dice.
- 1 teaspoon salt.
- 1/4 teaspoon pepper.
- 1/2 cup Madeira wine.
- 1 teaspoon Worcestershire sauce.
- Juice of half lemon.
- Butter.



Preparation

Dredge the oxtail in flour and fry in butter or until nicely browned. Add it to the stock and simmer two hours. Parboil the vegetables ten minutes, drain and add them to the stock. Cook until the vegetables are tender, then add salt, pepper, wine, sauce and lemon juice. Let it cook ten minutes and serve.

ORANGE SOUP

Materials

- 2 cups orange juice.
- 2 cups water.
- 4 tablespoons sugar.
- 1 tablespoon arrowroot.

Preparation

Bring the orange juice and water to the boiling point. Add the arrowroot wet with a little cold water. Cook one minute and strain, add the sugar and put away to cool, when ready to serve put a tablespoon of cracked ice in a lemonade glass and pour in the orange soup.

Currant, raspberry and blackberry soups may be made the same way. Excellent for summer luncheon.



OYSTER COCKTAILS

Materials

- $\frac{1}{2}$ oz. small oysters with liquor.
- 1 teaspoon lemon juice.
- 3 drops Tabasco sauce.
- 1 teaspoon Worcesterchire sauce.
- 1 dessert spoon Tomato sauce.


Preparation

Strain liquor, put all together in a glass, stir well and serve very cold.

BOUILLON

Materials

- 3 lbs. lean beef.
- 2 lbs. lean veal.
- 1 lb. marrowbone.
- 6 cups cold water.
- 10 pepper corns.
- 1 tablespoon salt.
- $\frac{1}{3}$ cup celery.
- $\frac{1}{3}$ cup onion.
- $\frac{1}{3}$ cup turnip.



Preparation

Put the meat, marrowbone and water into the soup kettle and let it stand covered for one hour. Heat slowly to the boiling point. Remove the scum and cook for four hours. Add the vegetables, finely chopped, and seasoning and cook two hours. Strain and allow it to get cold, then remove the fat. Serve in cups.

GREEN PEA SOUP

Materials

- 2 cans peas.
- 1 onion.
- 1 saltspoon pepper.
- 1 tablespoon salt.
- 1 teaspoon sugar.
- 3 tablespoons Ogilvie's Royal Household.
- 2 cups hot milk.
- 1 cup cream.
- 1 bay leaf.
- 1 sprig parsley.
- 2 cups chicken stock.
- Small amount mace.



Preparation

Set aside one cup of peas and put remainder in a stew-pan with the onion, pepper, salt, sugar and seasoning. Let simmer for one half hour, remove herbs, mash the peas and add the stock. Let it come to a boil, then add the butter and flour cooked together, let simmer ten minutes and strain through a sieve. Return to stove, add the cup of whole peas, the hot milk and cream, serve at once.

Use "ROYAL HOUSEHOLD"
the right way and it makes just
as fine pastry as bread.





Ogilvie's Wheat Marrow

The Royal Breakfast Dish


Another delectable cereal, originated and perfected by the Ogilvie Millers.

“WHEAT MARROW” is the very cream of the choicest Manitoba Wheat.


This delicious cereal is specially sterilized to preserve its purity—and every package is filled and sealed at the mills, as a guarantee of quality.

Have your grocer send a package of “Wheat Marrow” so you can see how good it is.

Look for the “Moosehead” Brand.



MEDICINE HAT MILLS, MEDICINE HAT, ALBERTA





MEATS AND FOWLS



"They that have no other
meat,
Bread and butter are glad
to eat."

Next to bread, meat forms the principal food on our tables.

Always remember that the cheaper parts of a first class animal may be prepared to furnish far better dishes than the high priced portions of an inferior animal; in other words, a stew from the forequarter of a first-class animal will be better than a roast from the loin of an inferior animal, and it will be cheaper.

If meat is tough, soak in vinegar and water for six or seven hours in proportion of one and one-half pints of vinegar to six quarts of water.

Always cut across the grain of the muscle.

Never wash fresh meat before roasting. Scrape if necessary to clean it. If it has been wet, wipe thoroughly dry before cooking.

Do not put meat directly on ice, place in a vessel.

BEEFSTEAK PIE

Materials

- 2 lbs. round steak $\frac{1}{2}$ inch thick.
- 1 onion sliced.
- 1 heaping tablespoon flour.
- 2 tablespoons butter.
- 2 medium potatoes sliced thin.
- 1 teaspoon salt.
- $\frac{1}{2}$ teaspoon pepper.

Preparation

Cut the steak into strips one and one-half inch long and one inch wide, place in a saucepan, cover with boiling water, add the sliced onion and simmer until





the meat is tender. Remove the meat, discard onion, add potatoes to the liquid and parboil six minutes, then remove the potatoes. Measure the liquor and add enough boiling water, to make one pint, add the seasonings. Cream the butter and flour together, add to the liquor and cook five minutes. In the bottom of a pudding dish, place a layer of one-half the potatoes, and on top of this arrange the meat, placing the other half of the potatoes on top of it. Pour over this sufficient gravy to entirely cover the contents of the baking dish. When cool cover with a crust and bake in a hot oven.

The crust is made as follows:

Materials

- 1 cup Ogilvie's Royal Household.
- 1 rounding tablespoon butter.
- 1 rounding tablespoon lard.
- $\frac{1}{2}$ teaspoon salt.
- 2 level teaspoons baking powder.
- Milk.

Preparation

Sift flour, baking powder and salt. Cream butter and lard together and combine them with the dry ingredients, mixing thoroughly with finger tips. Add enough milk to make a soft dough, roll out about one-quarter of an inch thick, and cover with it the contents of the pudding dish.

BEEF LOAF

Materials

- 3 lbs. lean beef.
- $\frac{1}{2}$ lb. raw ham.
- 3 eggs well beaten.
- 3 soda crackers rolled fine.
- 1 teaspoon salt.
- 1 teaspoon pepper.
- 3 tablespoons cream.
- 6 hard boiled eggs.

Preparation

Chop the beef and ham very fine, add salt and pepper, cracker crumbs, the well beaten eggs and cream. Mix all together thoroughly. Grease a bread pan, and

press half the mixture into it firmly. Trim each end of the hard boiled eggs so as to make a flat surface, then put on top of the mixture in the bread pan, placing them in a row, end to end. Now pack on to the balance of the meat, pressing it down well. Cover and bake in a moderate oven over one hour. Uncover and bake half an hour longer.

Serve either hot or cold.



HAMBURG STEAK

Materials

- 2 lbs. round steak.
- 1 teaspoon salt.
- $\frac{1}{2}$ teaspoon pepper.
- $\frac{1}{2}$ cup boiling water.
- 1 teaspoon onion juice.
- 1 egg.
- $\frac{1}{2}$ cup Ogilvie's Royal Household.
- $\frac{1}{2}$ cup drippings.

Preparation

Chop the meat very fine, add the seasonings. Beat the egg and mix it with the meat. Divide into four equal portions and shape in round cakes, about one inch thick. Dredge these on both sides with flour and fry in the drippings, turning them so as to brown both sides. When nicely browned add the half cup of boiling water. Cover closely and simmer for forty-five minutes.

POT ROAST BEEF

Materials

- 5 lbs. beef.
- $\frac{1}{2}$ lb. suet.
- 6 cloves.
- 2 bay leaves.
- 2 slices onion.
- 1 carrot, chopped fine.
- 1 tablespoon flour.
- 1 pint boiling water.
- Salt and pepper.

Preparation

Put the suet in a kettle, add the onion, bay leaves, cloves and chopped carrot; let it cook five minutes and get very hot. Put in the meat well seasoned with salt and pepper and brown it on both sides. Add the water, cover closely and simmer until very tender. Remove from the pot and thicken the liquor with the flour. Strain and serve it in a sauceboat.

NOTE.—As the roast cooks add boiling water to keep the quantity the same as the first.

VEAL LOAF

Materials

- 3 lbs. lean veal.
- $\frac{1}{4}$ lb. salt pork.
- 2 eggs well beaten.
- 3 soda crackers rolled fine.
- 1 teaspoon salt.
- 1 teaspoon pepper.
- 3 tablespoons cream.
- 2 tablespoons boiling water.

Preparation



Chop the veal and pork very fine, then add the salt, pepper, cracker crumbs, well beaten eggs, cream, and hot water. Mix all together very thoroughly, grease an earthenware pan and pack the mixture into it, pressing it down firmly. Cover and bake in a moderate oven one hour. Uncover and bake half an hour longer. Serve either hot or cold in slices.

CORN BEEF HASH

Materials



- 1 pint chopped cold corned beef.
- $\frac{1}{2}$ teaspoon salt.
- $\frac{1}{4}$ cup cream.
- 1 pint cold chopped potatoes.
- $\frac{1}{2}$ teaspoon pepper.
- 1 tablespoon butter.
- Onion.

Preparation

Rub inside of the frying pan with a cut onion. Put in the butter and let it get hot, add the meat, potatoes, salt and pepper, having them well mixed.

Moisten the whole with the cream, spread evenly and place the pan so that the hash can brown slowly and evenly underneath. When done, fold over and turn out on the platter.

The browning can be done in the oven if preferred.

BROILED STEAK

Materials

- 1 porterhouse steak.
- 2 tablespoons butter.
- 1 teaspoon salt.
- 1 teaspoon pepper.

Preparation

Before broiling beat the steak with a rolling pin sufficient to soften the fibre. Have the pan very hot at first, turn constantly to prevent burning, broil from seven to ten minutes. Place on a very hot platter, put the butter in pieces over the top, press it in with the point of a knife, sprinkle over the pepper and salt, serve in its own gravy.



CHICKEN PIE

Materials

- 1 chicken, about 4 pounds.
- 2 tablespoons butter.
- Pepper and salt.
- Flour.




Preparation

Remove all fat from chicken, cut up and put into boiling water. Add pepper and salt as desired. Cook until the meat can be removed from the bones easily. Skim out of the water, cool, and pick into small pieces and remove all bones. There should be about one quart of liquid left in the kettle for gravy. To this add flour enough to make a thick gravy. Add the two tablespoons of butter or more, if wanted rich, pour over the chicken and let cool.

PASTE FOR CHICKEN PIE

Materials

- 
- 3 cups Ogilvie's Royal Household.
 - 2 tablespoons cream tartar.
 - 1 teaspoon soda.
 - 1 teaspoon salt (heaping).
 - $\frac{1}{4}$ cup butter.
 - $\frac{1}{4}$ cup lard.
 - Sweet milk.

Preparation

Sift together the flour, cream tartar, soda, and salt. Rub the butter and lard in very fine, then add sufficient sweet milk to make a moderately soft dough. Line a deep baking dish, fill with the cold mixture and cover. Bake an hour or more. Do not forget to make several air holes in the top of crust, if air-tight gases collect that makes the pie poisonous.


Veal pie can be made in the same way.

CREAMED CHICKEN

Materials

- 1 chicken (ordinary size).
- 1 can mushrooms.
- 2 cups cream.
- 1 cup milk.
- 4 tablespoons Ogilvie's Royal Household.
- 2 tablespoons butter.
- 1 onion (grated).
- Nutmeg, black and red pepper.

Preparation



Boil chicken, and when cold cut as for salad. Put cream and milk in a saucepan, let come to a boil. In another pan put the butter and when melted add the flour. Pour the boiling milk and cream over the butter and flour, flavor with the onion and a little grated nutmeg. Season very highly with black and red pepper. Mix chicken, mushrooms and sauce together and put in a baking dish, cover with grated bread crumbs and small pieces of butter, bake about twenty minutes or until brown.

ROAST GOOSE

Materials

1 large goose.
6 strips salt pork.
1 cup water.
Salt.
Pepper.
Stuffing.
Apple sauce.
Watercress.



Preparation

Scrub the goose with hot soap suds, then draw, wash thoroughly in cold water, wipe dry. Stuff, truss, sprinkle with salt and pepper and cover the entire breast with the strips of salt pork. Place on the rack in dripping pan, pour the water into the latter under the goose. Bake in a hot oven for two hours and a half, basting every ten minutes. Remove the pork the last half hour. Garnish the dish with watercress and serve with apple sauce.

The recipe for stuffing made of potatoes is given herein.

POTATO STUFFING

For Fowl

Materials

2 cups hot mashed potatoes.
1 cup crumbs.
 $\frac{1}{4}$ cup salt pork, chopped.
1 teaspoon onion juice.
 $\frac{1}{4}$ cup butter.
1 teaspoon salt.
 $\frac{1}{2}$ teaspoon sage.
1 egg.

Preparation

Add to the potatoes the butter, egg, salt, onion juice, sage, crumbs and pork, mix thoroughly and use as stuffing.

FRIED SPRING CHICKEN

Materials

1 chicken.
 $\frac{1}{2}$ cup flour.
1 cup lard.
Pepper and salt.



Preparation

Select a large plump spring chicken. Draw and cut into the natural joints. Put into ice water for five minutes. Drain and place on a platter in the ice box for two hours. Dredge thickly with flour, and sprinkle with salt and pepper. Place the lard in a frying pan and when it is hot saute the chicken in it, taking care to turn it often, so it will not brown, cook thoroughly, serve with cream gravy.

Some prefer frying bacon enough with the chicken to make the required amount of fat. If you do so, serve some of the bacon with the chicken.



OYSTER STUFFING

Materials

- 10 crackers.
- $\frac{1}{2}$ cup butter.
- 1 cup oysters.
- Salt and seasoning.

Preparation

Roll the crackers fine, pour over sufficient boiling water until every part is moistened. Add the butter, salt, and season to taste, lastly add the oysters chopped.

Mix thoroughly.


DRESSING FOR TURKEY

Materials


- 6 cups bread crumbs.
- $\frac{1}{4}$ lb. salt pork.
- 2 tablespoons butter.
- 3 eggs.
- Salt, pepper, sauce and savory.


Preparation

Chop bread crumbs finely with pork and butter, add salt, pepper, sauce and savory to taste. Break in two or three eggs to make it the right consistency. Fill both the breast and body, and sew up.



HOW "ROYAL HOUSEHOLD" IS DELIVERED TO CUSTOMERS.





MACARONI AND OYSTERS

Materials

- 12 sticks macaroni.
- Bread or cracker crumbs.
- Oysters.
- Salt, pepper and butter.

Preparation

Break the macaroni in small pieces and boil in salted water twenty minutes, or until soft. Line a baking dish with the crumbs, and put in a layer of macaroni, then one of the oysters, season to taste with salt, pepper and butter. Add another layer of macaroni and so on alternately until the dish is full, moisten with milk, cover the top with crumbs and bake until the oysters are done.

CREAMED CABBAGE

Materials

- 2 cups cold cabbage, chopped.
- 1 tablespoon butter.
- 2 tablespoons Ogilvie's Royal Household.
- 2 cups hot milk.
- 1 teaspoon salt.
- 1 teaspoon pepper.
- Cracker crumbs.

Preparation

Melt the butter in a saucepan, add the flour, stir quickly until smooth, then add the hot milk gradually, stir until it thickens, add salt and pepper, pour over the cabbage, cover with crumbs moistened with melted butter, and brown in the oven.



OYSTER PATTIES

Materials

Puff pastry (see recipe for Puff paste).
1 cup milk.
2 tablespoons butter.
2 tablespoons Ogilvie's Royal Household.
1 cup oysters.
Pepper and salt to taste.



Preparation

Roll puff pastry one-quarter inch thick. Cut out pieces with a round cutter. Remove centres from one-half the rounds with smaller cutter. Brush over with cold water the larger pieces near the edge, and fit on rings, pressing lightly. Chill and bake in a hot oven. To make the filling melt the butter, add the flour, pour on the milk slowly and stir till thickened. Add the seasonings and oysters, and cook for a minute or till the oysters begin to curl at edges. Fill the patty shells with this mixture. Serve hot or cold.



CHICKEN CROQUETTES

Materials

2 tablespoons butter.
2 eggs.
4 cups cold mashed potatoes.
4 cups chicken.
Salt.
Pepper.

Preparation

To the potatoes add the butter, and beaten yolks of eggs, pepper and salt to taste. Place on stove and stir until warm. Chop some pieces of cold chicken, very fine, season to taste. Take some of the potato and form in little oval cakes in the palm of the hand, place teaspoon of chicken in centre and roll the potatoes around it. Fry in hot butter until a light brown, or bake half an hour and serve hot.

ESCALLOPED OYSTERS

Materials

Cracker crumbs.
Oysters.
Butter.
Pepper and salt.
1 cup rich milk.

Preparation

Sprinkle the bottom of baking dish with the cracker crumbs and put in a layer of oysters, sprinkle with bits of butter and a little pepper and salt, now another layer of crumbs and oysters and so on until the dish is full, finishing with a layer of crumbs. On top of this pour the milk and bake from one-half to three-quarters of an hour.



CHICKEN RAMEKINS

Materials

- White meat of raw chicken.
- $\frac{1}{2}$ teaspoon soda.
- $\frac{1}{2}$ cup cream.
- 2 eggs.
- Salt and pepper.

Preparation

Add soda to the cream, set on stove and add the meat chopped very fine, let boil for five minutes and remove, when cool add the beaten yolks of the eggs, season well with salt and pepper, then add the beaten whites, stir lightly, turn into buttered ramekin dishes and bake in a hot oven. Serve immediately.



CHEESE STRAWS

Materials

- 1 cup grated cheese.
- 1 cup Ogilvie's Royal Household.
- $\frac{1}{2}$ teaspoon salt.
- 2 tablespoons butter.
- Pinch Cayenne pepper.

Preparation

Mix thoroughly the cheese, flour, salt, pepper and butter, add enough cold water so that the paste can be rolled out thin, cut in strips seven inches long and half an inch wide, put in tins and bake in a quick oven for ten minutes.

POTATO CROQUETTES


Materials

- 2 cups hot potatoes (mashed).
- 1 tablespoon butter.
- $\frac{1}{4}$ teaspoon white pepper.
- $\frac{1}{2}$ teaspoon celery salt.
- 1 egg.
- Bread crumbs.
- Onion juice (if desired).

Preparation



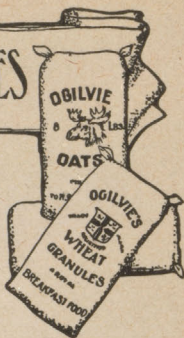
Mix all but the egg and beat very lightly. When slightly cool add the yolk of the egg. Mould or shape into rolls, and roll in fine bread crumbs, dip in beaten white of egg, roll in crumbs again and fry in smoking hot lard one minute.



The flour that makes the sweetest,
most nourishing bread, makes the
most bread and the best pastry.
"ROYAL HOUSEHOLD" does all
three all the time.



BREAKFAST & SUPPER DISHES



CODFISH A LA MODE

Materials

- 2 cups mashed potato (cold).
- 2 tablespoons butter.
- 2 cups milk.
- 2 eggs (beaten).
- 1 cup codfish (previously cooked).
- Salt and pepper.

Preparation

Mix potato with butter, milk and eggs, pepper and salt to taste. Add the codfish, picked fine, put in buttered dish and bake thirty minutes.

SCRAMBLED EGGS

Materials

- 6 eggs.
- 2 tablespoons milk.
- 2 tablespoons water.
- $\frac{1}{2}$ teaspoon salt.
- $\frac{1}{4}$ teaspoon white pepper.
- 2 tablespoons butter.

Preparation

Beat the eggs without separating, add the other ingredients, mixing thoroughly. Strain the mixture. Melt the butter in a frying pan and pour in the mixture. Stir constantly until it is soft and creamy throughout. Serve at once.

This dish may be varied by the addition of any finely chopped cooked meat. If so it should be mixed with the eggs just before taking from the fire.



COD FISH BALLS

Materials

- 1 cup cooked codfish.
- 2 eggs.
- 1 cup cracker crumbs.
- Fat.
- 1 cup mashed potatoes prepared as for the table.
- Ogilvie's Royal Household.
- Fried potatoes and parsley.

Preparation.

Mash the codfish very smooth. Add the potatoes and one egg well beaten, and mix thoroughly. Form in small balls about the size of an English walnut. Roll in flour then in egg and cracker crumbs and fry in deep fat. Drain, pile on a platter, garnish with fried potatoes and parsley.



BOSTON BAKED BEANS

Materials

- 4 cups beans.
- $\frac{1}{4}$ pound salt pork.
- $\frac{1}{4}$ cup molasses.
- 1 teaspoon mustard.

Preparation

Soak beans in cold water over night. In the morning put them into fresh cold water and simmer until soft enough to pierce with a pin, being careful not to let them boil enough to break. If you like, boil one onion with them. When soft turn into a colander, pour cold water through them and put into a bean pot. Pour boiling water over one-half pound salt pork, part fat and part lean, scrape the rind till white. Cut the rind in half-inch strips, bury the pork in the beans, leaving only the rind exposed. Mix one teaspoon mustard with one-quarter cup molasses, and fill the cup with hot water, when well mixed pour it over the beans, add enough more water until the last hour then lift the pork to the surface and let it crisp. Bake eight hours in a moderate oven.

The mustard gives the beans a delicious flavor and also renders them more wholesome.

Yellow-eyed and Lima beans are also good when baked this way.

CREAMED FISH

Materials

- 2 cups cold fish.
- 1 cup hot milk.
- 1 bay leaf.
- $\frac{1}{2}$ teaspoon onion juice.
- 2 tablespoons butter.
- 2 tablespoons flour.
- $\frac{1}{2}$ teaspoon salt.
- $\frac{1}{4}$ teaspoon white pepper.
- $\frac{1}{2}$ cup fine crumbs.

Preparation

Make a sauce by creaming the flour and butter, and adding them to the hot milk. Put in a double boiler and add the salt, pepper, onion juice and bay leaf. Stir until as thick as cream. Cover the bottom of a baking dish with some of the cold fish flaked, and pour over it half of the sauce, put in another layer of fish and on that pour the remainder of the sauce.

Sprinkle with bread crumbs, dot with butter and brown in a moderately hot oven.

Any kind of cold fish may be used.



PIGS IN BLANKETS

Materials

- Large oysters.
- Thin slices of breakfast bacon.
- Lemon.
- Melted butter.
- Pepper.
- Toothpicks.
- Celery.
- Toast.

Preparation

Wash and dry the oysters. Have as many strips of bacon as oysters. Place a strip of bacon length-wise on your left hand, lay an oyster across the upper end. Begin to roll toward the tips of your fingers, when the oyster is inclosed in the bacon, skewer the latter with a small toothpick. When all prepared in this manner, sprinkle



with pepper, dip in melted butter and broil. Serve on hot toast with celery, and garnish the platter with lemon and the white leaves of the celery.

FRENCH OMELETTE

Materials

- 4 eggs.
- 5 tablespoons ice water.
- $\frac{1}{2}$ teaspoon salt.
- 2 eggs (yolks).
- Pinch pepper.
- 1 teaspoon sugar.
- 1 tablespoon butter (heaping).

Preparation

Place the eggs in a bowl, beat with a fork until they are thoroughly mixed, then strain, add the water, salt, pepper and sugar. Melt butter in a frying pan, pour in the egg mixture. Set over the fire for a minute, then with a spatula separate the cooked portions and gently move it back and forth so that the uncooked part may come in contact with the pan. When it becomes creamy and begins to set begin at the side of the pan and fold the omelette over.

Turn on to a hot platter and serve immediately.



EGGS WITH CREAM DRESSING

Materials

- 2 tablespoons butter.
- 3 tablespoons Ogilvie's Royal Household.
- $1\frac{1}{2}$ cups milk.
- Pinch pepper.
- 3 eggs (hard boiled).

Preparation

Melt butter and flour, and stir till smooth. Add milk, stirring all the time till mixture is thick, add salt and pepper. Separate the whites of the eggs from the yolks, chop the whites fine and add to the dressing. Arrange slices of toast on a hot platter, pour the dressing over them; force the yolks through a ricer on to the toast and dressing, serve hot.

PUFF OMELETTE



Materials

- 4 eggs.
- 2 eggs (yolks).
- Pinch pepper.
- 6 tablespoons water.
- $\frac{1}{2}$ teaspoon salt.
- 1 tablespoon butter.

Preparation

Beat the whites of the eggs until dry, and the yolks until they are thick and of a lemon color. Add the water, salt and pepper to the yolks. Mix thoroughly and fold the whites beaten stiff into the yolk mixture. Put the butter in a frying pan, and when hot put in the mixture. Let it stand in a moderate heat for two minutes, place in a hot oven and cook until set. Remove from the oven, cut across the centre, turn on a hot platter and serve.

NOTE.—the number of yolks should exceed the number of whites in an omelette. If this rule is observed they will be more tender, and of a looser texture.

MEAT SCALLOP


Materials

- 1 teaspoon butter.
- $\frac{1}{2}$ teaspoon onion (minced).
- 1 tablespoon Ogilvie's Royal Household.
- $\frac{2}{3}$ cup hot water.
- 1 cup cold meat (chopped).
- Mashed potato.



Preparation

Put butter and onion in a saucepan and set on stove, when hot add flour and stir until smooth, then add water and season to taste, now add meat and mix all together. Put in a baking dish and cover with a layer of mashed potatoes seasoned with salt and pepper, and wet with a little milk. Adding the beaten white of an egg will greatly improve the potato. Bake for twenty minutes or until a light brown. Serve hot.





The premium you get in

OGILVIE OATS

Is Delicious Flavor.

There are no "free gifts"—"no premiums"—in packages of OGILVIE OATS.


We are selling Rolled Oats—not china or bric-a-brac.

OGILVIE OATS are put up in **full weight** packages. You pay for Oats. You get Oats—nothing but Oats—made from the choicest Manitoba Oats, the pick of the crop.

Like everything else bearing the OGILVIE trade mark, OGILVIE OATS are unequalled for their high quality, and specially noted for their delicious flavor.

If Rolled Oats are your favorite breakfast dish, use OGILVIE'S in packages, sealed at the mills.

Look for the "Moose Head" brand.





SALADS



“ We should cultivate a taste for wholesome green foods.”

No absolute rule can be laid down for the making of salads, but as the simpler ones are always acceptable, begin with them and you will gradually become an expert salad maker.

The one rule applying to all salads is to make them very cold and to serve them daintily. A few of those liked most will be found herein. You can invent many others for salads are nowadays made of everything imaginable.

CHICKEN SALAD

Materials

1 chicken.
1 onion sliced.
1 bay leaf.
6 cloves.
1 teaspoon salt.
 $\frac{1}{2}$ teaspoon white pepper.
Lemon juice.
Celery.
Mayonnaise.
Whipped cream.
Lettuce.
Mace.
Capers.



Preparation

Clean and dress the chicken. Place in boiling water, add onion, bay leaf, cloves and mace. Bring to a boil and let it boil five minutes. Reduce the heat to below the boiling point, and let cook until tender.

By cooking it in this manner the dark meat will be almost as white as the meat of the breast. When the chicken is cold, cut in half inch cubes, removing all the fat and skin. To each pint allow one tablespoon lemon juice, sprinkle the latter over prepared chicken and place on ice. When ready to serve, mix chicken with two-thirds



as much white celery cut into corresponding pieces. Dust with salt and pepper, mix the mayonnaise—Recipe elsewhere herein—with whipped cream to taste, pour over the salad. Serve on lettuce leaves and garnish the dish with the white leaves of the celery. Sprinkle the top of the salad with capers.

Duck, turkey or sweetbreads may be substituted for chicken and give—

DUCK SALAD.

TURKEY SALAD and

SWEETBREAD SALAD.

MAYONNAISE

Materials

2 raw egg yolks.
2 cups of olive oil.
1 teaspoon made mustard.
1 teaspoon lemon juice.
Yolks of 2 boiled eggs.
2 teaspoons salt.
 $\frac{1}{2}$ teaspoon pepper.
2 tablespoons vinegar.
Sugar.

Preparation

Place mixing bowl in a larger one full of cracked ice. Put the yolk of both raw and boiled eggs in the bowl. Drop in a little oil and rub to a cream. Add mustard, salt, pepper, and a pinch of sugar. Now add the oil, drop by drop, beating all the time until the mixture is thick and stiff enough to keep its shape and has a shiny appearance. Thin it by addition of the vinegar, a drop at a time, until the dressing is of the proper consistency. Add the lemon juice and just before using, the stiffly-beaten whites of the eggs. Keep this dressing very cold.

If a mild dressing is wanted omit the mustard and pepper. For fruit salad omit the mustard and use the sugar instead.

For a still milder dressing omit mustard and pepper, use only half of the oil, and cream instead.

SALMON SALAD

Materials

- 1 can salmon.
- 1 cup chopped celery.
- 2 eggs (hard boiled).
- 1 cup salad dressing.
- Olives (Pitted).
- Lettuce leaves.

Preparation

Pour off oil from the salmon, remove bones and skin, mix slightly with a fork. Add the celery and egg chopped fine, then the salad dressing. Garnish with olives and lettuce leaves.



WALDORF SALAD

Materials

- 1 cup apples (peeled and chopped).
- 1 cup celery (chopped).
- 1/2 cup walnuts (chopped).
- Salad dressing.
- Lettuce leaves.

Preparation

Mix apples, celery and walnuts with salad dressing. Garnish with lettuce leaves. Do not make until ready to use, as apples turn dark.

SALAD DRESSING

Materials

- 4 tablespoons butter.
- 1 tablespoon Ogilvie's Royal Household.
- 1 tablespoon celery salt.
- 1 tablespoon mustard.
- 1 tablespoon sugar.
- 1 cup milk.
- 1/2 cup vinegar, or juice of one large lemon.
- 3 eggs.
- Pinch Cayenne pepper.

Preparation

Melt butter in saucepan, add the flour and stir until smooth, being careful not to brown, add milk and let come to a boil. Place saucepan in another of hot water,



beat the eggs, salt, pepper, sugar and mustard together and add the vinegar or lemon. Stir this until it boils and thickens like soft custard, which will require about five minutes.

POTATO SALAD

Materials

6 cups of potatoes (cooked).
1 small onion.
Pepper.
Salt.

Preparation

Chop potatoes and onion fine, add salt and pepper to taste. Mix with boiled salad dressing, as follows:

BOILED SALAD DRESSING

Materials

3 tablespoons butter.
6 tablespoons vinegar.
3 eggs.
6 tablespoons milk.
1 teaspoon mixed mustard.
 $\frac{1}{2}$ teaspoon salt.
 $\frac{1}{2}$ teaspoon celery salt.
 $\frac{1}{4}$ teaspoon pepper.

Preparation

Put vinegar and butter into porcelain or granite pan, and place on stove. When butter is melted take off and cool. Beat the eggs until light, add mustard, salt, celery salt, pepper and milk. Pour this into the cooled mixture of the pan and cook a few minutes. When it begins to thicken take off at once and stir until smooth.

BEEF SALAD

Materials

$\frac{1}{2}$ doz. beets.
Vinegar.
Cucumbers (chopped).
Celery.
Lettuce leaves.
Parsley.

Preparation

Boil the beets, peel while warm, cut off the stem ends and scoop out the centre, cover with vinegar and let stand over night. When required, fill the beets with



equal parts of cucumbers and celery chopped fine. Place each one upon a lettuce leaf, pour over it a boiled dressing and sprinkle with parsley cut fine.

This is very nice.



CABBAGE SALAD

Materials

- ½ cup vinegar.
- 1 tablespoon butter.
- 1 tablespoon mustard.
- 1 tablespoon brown sugar.
- 1 egg.
- ½ cup sweet milk.
- ½ head cabbage
- Pepper and salt.

Preparation

Put vinegar and butter in a dish and set on stove, let come to a boil. After mixing thoroughly add the mustard, brown sugar, milk and well beaten egg. Stir in slowly with the vinegar until it boils. Chop the cabbage fine, salt and pepper to taste, put in the dressing and let come to a boil. When cold it is ready to serve.

BANANA AND ORANGE SALAD


Materials

- 6 oranges.
- 3 bananas.
- ½ lemon (juice).
- ½ cup pineapple juice.
- ½ cup sugar.
- 1 egg (white).

Preparation

Peel and cut in small pieces four of the oranges and the bananas. Mix the lemon juice, sugar and beaten egg with the juice of the two remaining oranges. Bring to a boil, strain and pour over the fruit, add the pineapple juice last. Serve cold.







Ogilvie's Golden Meal

The highest grade cornmeal. Finely granulated. Makes the most delicious Corn Bread, Cornmeal Pudding and Mush.

Ogilvie's Pearl Hominy


Prepared soup corn for Hominy Mush, Pudding, Griddle Cakes, etc.

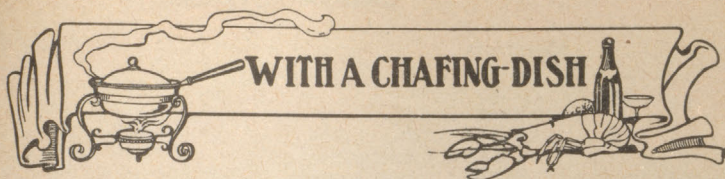
Ogilvie's Pearl Barley

The choicest grade of Canadian Barley, put up expressly for family use.

Ogilvie's "Royal Household" Cereals are sold in sealed packages which insure purity and absolute cleanliness.

Look for the "Moose Head" brand.





"The chief pleasure in eating does not consist in costly seasoning or exquisite flavour, but in yourself."—Horace.

The use of the chafing dish is, contrary to general opinion, far older than our present civilization. It reaches in some form back into the times of the ancient Greeks and Romans.

As used at present, alcohol is the fuel for the lamp attached to it, and a tray is desirable to protect tablecloth and table from alcohol and fire. The cap covering the opening through which the lamp is filled, should be kept in place after filling it. Otherwise controlling the flame is hardly possible.

A chafing-dish needs to be watched carefully from a chair with a high seat to make its use comfortable. For the benefit of the comparatively few who can and care to indulge in its use, the following recipes are presented.

WELSH RAREBIT

Materials

- ½ lb. cheese.
- ½ cup cream or milk.
- 2 teaspoons mustard.
- 2 teaspoons butter.
- 1 teaspoon salt.
- ½ pound fresh crackers

Preparation

Grate cheese and put in a chafing dish, stir constantly until melted. Then add cream or milk, slightly warmed, and stir until smooth. Mix mustard, salt, pepper and beaten egg and add to the above, when it becomes thick pour over toasted crackers.



CREAMED OYSTERS

Materials

- 1 dozen oysters.
- 2 eggs (yolks).
- $\frac{1}{2}$ cup cream.
- 1 teaspoon butter.
- Salt and pepper to taste.

Preparation

Chop oysters quite fine, season with salt and pepper. Melt the butter and add the oyster mince. Let simmer a few minutes then add yolks of eggs beaten with cream. When eggs set, serve on saltine.

OYSTER A LA NEWBURG

Materials

- 2 cups oysters.
- 1 tablespoon butter.
- 3 eggs (yolks).
- $\frac{1}{2}$ cup cream.
- Salt and pepper to taste.

Preparation

Drain and pick out pieces of shell from oysters. Melt the butter and add salt, pepper and oysters, cook with cream, cook gently for six minutes, beat the yolks of the eggs with cream, and pour over the oysters, and as soon as creamy serve.



CREAMED SHRIMPS WITH GREEN PEAS

Materials

- $1\frac{1}{2}$ cups cream.
- 2 tablespoons butter.
- 2 small cans shrimps.
- 1 can French peas.
- 1 tablespoon Ogilvie's Royal Household.
- 2 eggs.
- $\frac{1}{2}$ pound crackers.

Preparation

Heat cream until hot, add butter and flour creamed together, stir until smooth, then add shrimps, beaten eggs and peas, when thoroughly hot serve on toast or toasted crackers. Salmon may be used in the place of shrimps if desired.

VENETIAN EGGS

Materials

- 1 can tomatoes.
- 1 pound cheese.
- 5 eggs (yolks).
- 1 small onion.
- 1 tablespoon butter.
- Pinch Cayenne.
- Pepper and salt to taste.

Preparation

Put butter in chafing-dish, add the grated onion and cook five minutes. Put in the cheese cut in small pieces, cook until melted, add the tomato juice which has been heated and strained, then the well-beaten yolks of the eggs, pepper, salt and Cayenne.

LOBSTER A LA NEWBURG

Materials

- 2 cups cream.
- 2 eggs.
- 2 tablespoons butter.
- 2 cups lobster.
- 1 tablespoon Ogilvie's Royal Household.
- $\frac{1}{4}$ teaspoon mustard.
- Salt, red pepper.
- Worcestershire sauce.

Preparation

Put cream in a chafing-dish, when hot add butter and flour creamed, and stir until thoroughly smooth. Add lobster broken in fine pieces and let come to a boil, put in beaten egg, season with salt and pepper and the mustard mixed with Worcestershire sauce. When thoroughly cooked pour over crackers or toast. A cup of green peas may be added if desired.



Because you have always used one flour for pastry and another for bread, is no reason why you should not use "ROYAL HOUSEHOLD" for both, and have better pastry and better bread.



CANNED RASPBERRIES

Materials

Fresh raspberries.
Sugar.

Preparation

Use one cup of sugar to two cups of berries. Fill cans alternately with berries and sugar, place in a boiler on the stove (if using glass fruit jars put stick under them to keep from breaking), fill the boiler with cold water nearly to the top of the cans. As the berries settle fill again with berries and sugar until the juice fills the cans and is red. Then put covers on and tighten down, let cook for five minutes. Remove from water and place on a board out of the draft.



ORANGE MARMALADE

Materials

6 oranges.
3 lemons.
10 cups water.
10 cups sugar.

Preparation

Slice oranges and lemons fine, remove seeds and soak twenty-four hours in the water. Boil for one hour, add sugar and boil another hour, or until it jellies. Put in tumblers and cover.

SPICE JELLY

Materials

4 pounds apples.
1½ tablespoons whole cloves.
2 tablespoons cassia.
Sugar.

Preparation

Cut the apples in small pieces and cover with vinegar and water, about half of each, tie spices in a bag and boil with apples, drip and add cup of sugar to cup of juice, cook until it jellies, then remove spice bag and put in jars.

GINGER PEARS

Materials

4 cups preserved ginger.
Juice of five lemons. Rind of five lemons.
Hot water. 8 lbs. pears
6 lbs. sugar. 2 oranges.

Preparation

Cut the ginger in thin slices. Press the juice out of the lemons and oranges, and cut their rind into shreds. Peel the pears and cut them crosswise in the slice. Add enough hot water to dissolve the sugar, when hot add lemon and orange juice, ginger, lemon rind, and orange peel, lastly the pears, and cook slowly for three hours. Place in pint fruit jars and seal. Keep in a cool dry place.

PRESERVED PEACHES

Preparation

Pare peaches and place in steamer over boiling water, covered tightly; an earthen plate placed in steamer will preserve the juices, which may be added to the syrup. Let steam until they can be pierced with a fork. Make a syrup of one-half pound of sugar to a pint of water, put fruit in cans, when full pour over it the hot syrup. This rule is excellent for all large fruits.



CHOW-CHOW

Materials

1 peck green tomatoes.
 $\frac{1}{2}$ peck ripe tomatoes. 12 onions.
3 heads cabbage. 1 cup salt.
1 cup grated horse radish.
6 cups (3 pounds) brown sugar.
1 tablespoon black pepper
1 tablespoon ground mustard.
1 tablespoon celery seed. Vinegar.

Preparation

Chop and mix the tomatoes, onions, cabbage and red pepper. Sprinkle salt over them and let stand for twenty-four hours, then drain, put in a kettle with the grated horse radish, sugar, black pepper, mustard, and celery seed, cover all with vinegar and boil until clear.

CANNED CORN

Preparation

Grate corn from the cobs, put cobs on to boil in cold water to cover; boil twenty minutes and strain, mix corn and corn water in the proportions of four bowls of water to two of corn and two table spoons sugar, cook on top of stove until it swells, fill glass jars, put rubbers and covers in place and cook again in a kettle of hot water one hour, tighten the covers and wrap in paper. Keep in a cold dark place.



STRING BEANS CANNED

Preparation

String and break, cover with hot water and cook two hours. Fill glass jars full of beans with the water they have been cooking in, place rubbers and covers on, screw nearly tight and cook one hour longer in a kettle of hot water, tighten covers, wrap in paper and keep in a cool dark place.

TOMATO PICKLES

Materials

- 1 peck green tomatoes. 6 large onions.
- 1 cup salt. 8 cups water. 4 cups vinegar.
- 2 pounds brown sugar.
- $\frac{1}{4}$ pound whole mustard.
- 2 tablespoons cinnamon.
- 2 tablespoons allspice. 2 tablespoons cloves.
- 2 tablespoons ginger. 1 teaspoon Cayenne.

Preparation

Slice the tomatoes with onions, sprinkle the salt over them and let stand over night, drain off in the morning and put in a porcelain kettle with the water and vinegar,

let the mixture boil fifteen minutes. Drain off, cover with vinegar, add the other ingredients, and boil fifteen minutes longer, if preferred the dark spices may be put in a bag.

SWEET PICKLES

Materials

- 4 cups vinegar.
- 4 cups brown sugar.
- 2 tablespoons whole cloves.
- Allspice and cinnamon.
- 7 lbs. fruit, water melon rinds, apples, ripe cucumbers (seeded).

Preparation

Boil fruit until it can be pierced with a straw, put in cans, boil other ingredients a few minutes, pour over fruit while hot and set away.




CUCUMBER PICKLES

Materials

- 100 small cucumbers.
- 1 cup sugar.
- 1 tablespoon mixed spice.
- 1 small red pepper.
- 4 cups white wine vinegar.
- Small piece alum.

Preparation

Pour hot salt brine over pickles and let stand over night. In the morning rinse pickles in clear water. Take enough vinegar and water (one part vinegar, two parts water) to cover pickles, bring to a boil, drop in pickles and let scald five minutes, drain and put in cans. Have ready the white wine vinegar and sugar, mixed spices, red pepper cut in small pieces, and alum, let come to a boil, pour over the pickles in cans and seal.




By Special Appointment to His Majesty the King.

¶ The big, snowy loaves of bread that “ROYAL HOUSEHOLD” Flour turns out, with their brown, crisp, crackling crusts, are but a hint of the deliciously light, flaky pastry you can make with it.


**FOLLOW DIRECTIONS
GIVEN IN THIS COOK BOOK**


Use
“Royal Household”

**AND GOOD BREAD AND
PASTRY IS ASSURED**



Head Office:
OGILVIE'S ROYAL HOUSEHOLD FLOUR
MONTREAL





FRUIT JELLY

Materials

- $\frac{3}{4}$ box gelatine.
- 2 cups cold water.
- 2 cups boiling water.
- 1 lemon (juice).
- 3 oranges.
- 2 bananas.
- $\frac{1}{2}$ lb. Malaga grapes.
- 6 figs.
- 10 English walnuts.

Preparation

Dissolve the gelatine in cold water, then add boiling water and lemon juice. Cut fruit and walnuts in small pieces, remove seeds from grapes and stir all into the gelatine. Turn into a mould, when hard serve with whipped cream.

SOFT CUSTARD

Materials

- 2 cups milk.
- 4 eggs.
- 1 cup sugar.
- Vanilla flavoring.

Preparation

Beat the yolks of the eggs with the sugar and stir into the boiling milk, continue stirring until cooked, when cool flavor with vanilla. Beat the whites of the eggs to a stiff froth and put on top of custard either in a large dish or custard glasses.



ORANGE PUDDING

Materials

- 5 oranges.
- 1 cup sugar (heaping).
- 2 cups milk.
- 3 eggs.
- 1 tablespoon Ogilvie's Royal Household.
- 1 tablespoon sugar.

Preparation

Select good sweet juicy oranges, peel and cut in thin slices, taking out the seeds and pour the sugar over them. Let the milk get boiling hot by setting it in a vessel of boiling water. Add the yolks of the eggs well beaten and the flour made smooth in a little cold milk, stir all the time and as soon as thickened pour over the fruit. Beat the whites of the eggs to a stiff froth, add the sugar and spread it on for frosting, set in oven a few minutes to harden. Serve cold.

Substitute berries or any fruit you prefer. Peaches are very nice this way



SPANISH CREAM

Materials

- 1½ tablespoons granulated gelatine.
- 3 cups milk.
- Yolks of 3 eggs.
- Whites of 3 eggs.
- ½ cup of sugar (scant).
- ¼ teaspoon salt.
- 1 teaspoon vanilla.

Preparation

Scald milk with gelatine, add sugar, pour slowly on yolks of eggs slightly beaten. Return to double boiler and cook till thickened, stirring constantly. When cool add the salt, flavouring and whites of eggs beaten stiff. Mould and chill.

CHOCOLATE CUSTARD

Materials

- 3 cups milk.
- 2 ounces sweet chocolate.
- $\frac{1}{2}$ cup sugar.
- 4 eggs.

Preparation

Put the milk on the stove in a double boiler and while it is heating grate the chocolate into a bowl. Add the sugar, and yolks of the eggs, beat to a cream. When the milk begins to wrinkle over the top, gradually pour it into the bowl with the mixture of eggs, chocolate and sugar, stirring it briskly to prevent lumping, then turn the entire mixture back into the double boiler, set in the hot water again, and let it cook until it is as thick as cream. After it has cooled pour into a glass dish. When cold and ready to serve cover the top with whipped cream.

STRAWBERRY CHARLOTTE

Materials

- 4 cups milk.
- 6 eggs.
- $\frac{3}{4}$ cup sugar.
- Sponge cake (recipe elsewhere).
- Sweet cream.
- Strawberries.

Preparation

Make a soft custard with the milk, yolks of eggs and sugar, flavor to taste. (Directions given under "Soft Custard".) Line a glass dish with slices of sponge cake dipped in sweet cream, then a layer of strawberries sweetened to taste, then a layer of cake and berries as before. When the custard is cold pour over the whole. Beat the whites of the eggs to a stiff froth, add a little sugar and spread over the top. Decorate with berries.




BLANC MANGE

Materials

4 cups milk.
1 cup sugar.
Small handful Irish moss.
Lemon flavoring

Preparation



Wash the moss thoroughly, put in a pail and pour the milk over it. Set the pail closely covered in a kettle of boiling water, let stand until the moss thickens the milk, then strain through a fine sieve, add sugar and flavor to taste. Wet the moulds in cold water, pour in the blanc mange, and set in a cool place. When quite firm it is ready for use. Loosen the edges from the moulds and turn out on a china or glass plate. Serve with sugar and cream.

TAPIOCA CREAM

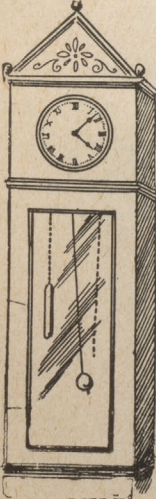
Materials

2 cups milk.
2 tablespoons minute tapioca.
 $\frac{1}{2}$ cup sugar.
2 eggs.
Pinch of salt.


Preparation

Cook the milk, tapioca and sugar for about ten minutes in a double boiler. Add beaten yolks of the eggs, and the pinch of salt, then the whites beaten stiff. When cool pour over canned peaches, cut in small pieces.

Serve with whipped cream if desired.



Yes, you can if you use it right,
"ROYAL HOUSEHOLD" is ideal
pastry flour — and you can make
deliciously light, inviting cake,
pies, etc., with it. Just try it —
the right way.



ICE CREAM & SHERBETS



“Then farewell heat and welcome frost.”

—Merchant of Venice.

FREEZING

Pour the chilled cream into the freezer. Place in the pail and pack with ice nearly to the top. Sprinkle coarse salt uniformly on the ice as you pack it into the bucket. Cover and fasten the can and turn it slowly until it becomes difficult to turn. Open the can and remove dasher. Scrape the cream from the sides, mix until smooth, close the can and drain off the brine. Add fresh ice and salt, covering the entire can. Wrap a blanket around the freezer and let it stand two hours.

In very hot weather renew the salt and ice three times, keep the blanket cold and wet with the brine from the freezer.

ORANGE ICE

Materials

4 cups water. 2 cups sugar.
2 cups orange juice. $\frac{1}{2}$ cup lemon juice.
Grated rind of one orange.
Grated rind of one lemon.

Preparation

Make a syrup of the sugar and water. Boil fifteen minutes, add the orange and lemon juice, the orange peel, and lemon rind.

Freeze (according to directions elsewhere herein) and serve in glasses.



STRAWBERRY ICE CREAM

Materials

4 cups cream
4 cups strawberries.
2 cups sugar.



Preparation

Mash the strawberries and sugar together, and let them stand one or two hours. Add the cream, rub through a strainer into the freezer and freeze as directed elsewhere.

VANILLA ICE CREAM

Materials

3 cups cream. 1 cup milk. 2 eggs.
1 cup sugar (heaping).
1 tablespoon vanilla.

Preparation

Beat the eggs, mix altogether and freeze as directed elsewhere. Any other flavoring may be substituted for vanilla if preferred.

LEMON SHERBET

Materials

4 lemons.
2 cups sugar.
4 cups boiling water.

Preparation

Shave off the peel of two lemons in thin waferlike parings, being careful to take none of the lighter colored rind below the oil cells. Put the parings in a bowl, add the boiling water and let it stand ten minutes closely covered. Cut the lemons in halves, remove the seeds, squeeze out the juice, and add with the sugar to the water. Add more sugar if needed and cook to a syrup. When cold, strain it through a fine strainer into a can and freeze.

ORANGE SHERBET

Materials

3 cups sugar.
6 cups water.
10 oranges (juice only).

Preparation

Boil sugar and water together twenty-five minutes, add orange juice, strain and freeze.

CAFE PARFAIT

Materials

- 3 cups cream.
- $\frac{1}{2}$ cup strong coffee (clear and cold).
- 1 cup sugar.

Preparation

Whip the cream stiff, adding sugar and coffee a little at a time while whipping. Put in a mould and pack quickly in fine ice and salt. In the winter snow is better than ice. This should always be ready before the cream is whipped.



STRAWBERRY SHERBET

Materials

- 3 cups strawberry juice.
- 2 cups sugar.
- 3 cups water.
- 2 lemons (juice only).

Preparation

Boil water and sugar together for twenty-five minutes, add lemon and strawberry juice, strain and freeze. Raspberry Sherbet is made in the same way.

PINEAPPLE ICE

Materials

- 2 cups of fresh or 1 can grated pineapple.
- 3 cups sugar. 1 lemon (juice).
- 8 cups milk. 1 tablespoon vanilla.

Preparation

Mix and freeze as ice cream. Strawberries or any kind of fruit can be used instead of pineapple.

PINEAPPLE ICE

Materials

- 4 cups water. 2 cups sugar.
- Juice of six lemons. 4 cups ice water.
- 1 can grated pineapple.

Preparation

Make a syrup of the water and sugar, boil for fifteen minutes. Add the pineapple and lemon juice. Cool and add ice water. Freeze until mushy, using half ice and half salt.



ROMAN PUNCH

Materials


- 8 cups pineapple ice.
- 1 cup Jamaica rum.
- $\frac{1}{2}$ cup sugar.
- 4 eggs (whites).
- 2 tablespoons vanilla.
- 2 cups champagne.
- 1 cup water.

Put the sugar in a saucepan, add one cup water. Boil until it will form a ball when dropped in water and rolled between the thumb and finger. Beat the whites of the eggs very stiff and gradually add to them the hot syrup, stirring until cold. Mix the rum and vanilla with the pineapple ice and beat in the egg mixture, whip in the champagne and serve immediately.

WILD GRAPE WINE

Preparation

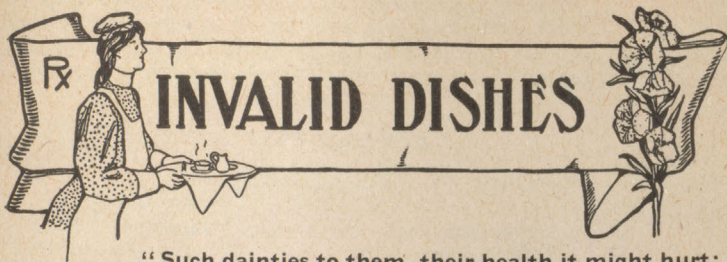
Remove the grapes from the stem, bruise. To one gallon of grapes put on a gallon of boiling water, let stand one week without stirring, then strain, to each gallon of juice allow four pounds of white sugar, put in a wide mouth stone jar, when done fermenting, strain, and bottle. If filtered before bottling it will be much clearer. It improves by keeping.



RASPBERRY SHRUB

Preparation

Four quarts red raspberries to one quart vinegar, let stand four days, strain. To each pint of juice add one pound granulated sugar, boil twenty minutes, bottle, and keep in a dry, cool place.



"Such dainties to them, their health it might hurt;
It's like sending them ruffles when wanting a shirt."
—Goldsmith.

The greatest weight is to be attached to the preparation of food for the sick. Oftentimes the diet is of more importance than the drug. Entire wholesomeness of food, the best preparation possible, and prompt and dainty service are necessary requisites.

Do not consult the patient as to the menu, for the various surprises will help to tickle the appetite.

First prepare the tray with a spotless cloth or napkin folded just to cover; then select the smallest, prettiest dishes from the sideboard, being careful to place everything in an orderly and convenient manner. Serve hot food on hot dishes, cold food on cold dishes.

For feverish patients, cold water mixed with fruit in which the well-beaten egg is stirred makes an agreeable change.

Care should be taken that the lemonade is not hot enough to cook the egg.

ALMOND SOUP

Materials

- ½ lb. almonds.
- 2 cups milk.
- 2 tablespoons sugar.
- ½ teaspoon salt.
- 2 cups hot milk.

Preparation

Blanch the almonds and pound them in a mortar, gradually adding the two cups milk. When



pounded to a smooth paste, and all of the milk has been used, strain it by squeezing through a piece of cheesecloth. To the scalded milk add sugar and salt, now add to the almond mixture and bring to the boiling point. Serve hot.

BROILED BEEF JUICE

Materials

2 lbs. lean steak from the top of the round.
Salt, pepper.

Preparation

Remove any visible fat from the steak, broil over a brisk fire for four minutes, turning it frequently. Cut in pieces about one inch square, and gash each piece two or three times. Place in a meat press and squeeze the juice into a hot cup. Season to taste, and serve hot.



CHICKEN BROTH

Materials

1 four lb. fowl.
2 quarts water.
Seasoning.

Preparation

Joint the fowl and skin it, remove all visible fat. Break the bones, place in a saucepan and pour the water over it. Let stand one hour. Bring slowly to the boiling point and simmer for three hours. Strain, cool, remove all fat and season to taste. This may be served either hot or cold.

BARLEY WATER

Materials

2 tablespoons Ogilvie's pearl barley.
4 cups water.

Preparation

Put barley over the fire in cold water, let come to a boil and cook five minutes, then drain off the water and rinse the barley in cold water. Return it to the

fire, add one quart of water. Bring it to a boil and simmer until reduced one-half. It may be sweetened and flavored if desired.

OATMEAL GRUEL

Materials

½ cup oatmeal.
6 cups boiling water.
1 teaspoon salt.
Sugar.
Cream.

Preparation

Add salt to the boiling water, stir in the oatmeal and cook for two and one-half hours in a double boiler. Remove from the fire and strain. When preparing it for a patient, use half a cup of the gruel mixed with half a cup of thin cream, two tablespoons boiling water and sugar to taste.

A pinch of nutmeg or cinnamon is also sometimes added. Other gruels are also prepared in the same manner.



CHICKEN CUSTARD

Materials

½ cup bread crumbs. 2 eggs (yolks).
Pinch of celery salt. 1 cup milk.
2 tablespoons chopped breast of chicken.
Pinch of salt.

Preparation

Take the crumbs from the centre of a stale loaf and add to them the chicken. Beat the yolks until well mixed, add to them the salt, celery salt and milk. Pour this over the other ingredients, mixing thoroughly. Fill a custard cup with the mixture, place in a pan of hot water and bake in a moderate oven until set. Serve hot.

FLAXSEED LEMONADE

Materials

2 tablespoons flaxseed.
4 cups boiling water.
1 cup sugar.
Grated rind and juice of three lemons.



Preparation

Blanch the flaxseed, add boiling water and let it simmer for three-quarters of an hour, then add sugar and lemon-rind. Let it stand for fifteen minutes. Strain and add lemon juice. Serve either hot or cold. For a bad cough, take a teaspoon every half hour.

RICE WATER

Materials

2 tablespoons rice.
4 cups boiling water.
1 teaspoon salt.
Flavoring.
Sugar.

Preparation

Blanch the rice, drain and add the boiling water. Cook for an hour and a quarter, keeping it simmering only. Then strain, add the salt and use when needed. Sweetening and flavoring to taste, may be added if desired. Rice water is also used to dilute milk, and is sometimes combined with chicken broth.

WINE WHEY

Materials

2 cups milk.
1 cup sherry wine.

Preparation

Heat the milk to a boiling point, then add the sherry. Bring it again to the boiling point and strain through cheesecloth.

EGGNOG

Materials

2 eggs.
2 tablespoons sugar.
2 tablespoons wine or brandy.
1 cup cream or milk.

Preparation

Beat the egg until light and creamy, add the sugar and beat again, then the wine or brandy, lastly the cream or milk, put in freezer until half frozen.



CANDY



"Sweets to the Sweet."
—Hamlet.

CHOCOLATE CARAMELS

Materials

- 3 cups white sugar.
- 1 cup milk or cream.
- $\frac{1}{2}$ cup butter.
- 4 ounces unsweetened chocolate.

Preparation

Mix all together and let boil without much stirring until it will be brittle when dropped into cold water, then turn on buttered shallow pan and when it begins to harden, mark off so it will break into squares.

WALNUT CREAMS

Materials

- 1 egg (white).
- Powdered sugar.
- Walnuts.
- Flavoring.

Preparation

Mix egg with sugar to make it stiff so as to roll in little balls, then on each side one-half a walnut.



MAPLE PUFFS

Materials

- $\frac{1}{2}$ lb. maple sugar.
- $\frac{1}{2}$ lb. brown sugar.
- 2 eggs (whites).
- 1 cup English walnuts.
- $\frac{1}{2}$ cup chopped figs.
- $\frac{1}{2}$ cup chopped citron.
- $\frac{1}{2}$ cup raisins.
- $\frac{1}{2}$ cup water.

Preparation

Boil sugar and water until they spin a heavy thread. Beat the whites of the eggs very stiff, gradually add the hot syrup to whites of the eggs, beating all the time. When the mixture begins to stiffen add the other ingredients. Beat until it will hold its shape.

Place by tablespoons on greased paper and let stand until stiff.



FONDANT

Materials

- 2 cups sugar.
- $\frac{1}{2}$ cup water.
- Flavoring.

Preparation

Stir until sugar is dissolved, then remove the spoon and boil steadily without disturbing, until the soft ball stage is reached. Take from the fire and cool at once. Add flavoring and beat with a spoon or knife until the mass turns creamy and becomes firm enough to mould.

VELVET KISSES

Materials

- 1 cup molasses.
- 3 cups white sugar.
- 1 cup water (boiling).
- $\frac{1}{2}$ cup butter (melted).
- 3 tablespoons vinegar.
- $\frac{1}{2}$ teaspoon cream tartar.
- $\frac{1}{4}$ teaspoon soda.
- Vanilla.

Preparation

Put molasses, sugar, water, and vinegar in granite kettle, when boiling add cream tartar, boil until mixture becomes brittle in cold water, stir constantly during the last part of the cooking, when nearly done add soda and melted butter, cook until brittle, cool and pull. While pulling, flavor. Cut in small pieces and do up in oil papers.



SMITH COLLEGE FUDGE

Materials

- 1 cup brown sugar.
- $\frac{1}{4}$ cup butter.
- $\frac{1}{2}$ cup cream.
- 1 cup white sugar.
- $\frac{1}{4}$ cup molasses.
- 2 squares chocolate.
- $\frac{1}{2}$ teaspoon vanilla.



Preparation

Mix sugar, butter, cream, molasses and chocolate together and cook until it forms a heavy thread, take from fire, add vanilla, stir constantly until the mass thickens. Pour in butter pans.

CHOCOLATE DROPS

Materials

- 2 cups white sugar.
- $\frac{1}{2}$ cup water.
- Vanilla.
- Unsweetened chocolate.

Preparation

Boil sugar and water without stirring until it ropes, pour on cold platter, let it cool about five minutes, beat until it creams, while beating add vanilla. Make into balls and place on greased paper. Melt chocolate and keep warm in pan of hot water. Pick up balls on knitting needle and dip in chocolate. Ready to serve in twenty minutes.

CREAM PEPPERMINTS

Materials

- 2 cups sugar.
- $\frac{1}{2}$ cup water.
- 1 tablespoon glucose.
- Oil of peppermint.



Preparation

Boil sugar, water and glucose until it forms a soft substance when dropped in cold water, take from the fire and when lukewarm flavor with peppermint and beat until thick.

Drop on buttered paper with teaspoon.



MOLASSES CANDY

Materials

- 1 cup molasses.
- 3 cups sugar.
- $\frac{1}{2}$ cup water.
- 1 teaspoon cream tartar.

Preparation

Mix sugar and cream tartar together, add molasses and water, and stir until sugar is dissolved, then boil without stirring until it hardens in cold water. Turn into buttered pan; when cool, work and cut in sticks.

MAPLE CREAM

Materials

- 1 pound maple sugar.
- 1-8 teaspoon cream tartar.
- $\frac{1}{2}$ cup milk.

Preparation

Boil all together until when dropped in very cold water it will form a soft ball, then beat until creamy.

BROWN SUGAR CANDY

Materials

- 2 cups brown sugar.
- $\frac{1}{2}$ cup milk or cream.
- Butter (size of walnut).
- Walnuts.
- Vanilla.



Preparation

Boil until it forms a soft lump, when dropped into water remove from fire, beat until it begins to thicken, then add one cup chopped walnuts and vanilla to taste, pour into buttered dish.



PEANUT CRISP

Materials

2 cups white sugar.
1 cup peanuts.

Preparation

Put sugar in pan over hot fire and stir until melted. Pour the liquid over peanuts which have been placed in a buttered dish.

The big, snowy loaves of bread that "ROYAL HOUSEHOLD" Flour turns out, with their brown, crisp, crackling crust, are but a hint of the deliciously light, flakey pastry you can make with it.



USEFUL HINTS



CHINA CEMENT

Broken china may be mended by making a light paste out of the white of an egg and flour, cleaning the broken edges from dust, and spreading with the paste and holding the parts while wet, wiping off all that oozes out. It must be held or fastened in position until dry.

RUST STAINS ON WHITE GOODS

Lemon juice and salt will remove rust stains from linen or muslin without affecting the goods. Let the sun shine on the goods after having moistened the spots with the mixture—two or three applications may be necessary.

GRASS STAINS ON CLOTHING

Should be saturated with alcohol for a little time, then wash in clear water.

REMOVING STARCH FROM IRONS

Should starch cling to your iron while using it sprinkle some salt on a piece of brown paper and rub the iron on it.

TO SOFTEN BOOTS AND SHOES

Rub your boots and shoes well with castor oil and let them stand twelve hours. This will keep them from cracking and make them yielding and soft.



KEROSENE OIL

Coal oil will help the housekeeper out of many difficulties. A spoonful of Kerosene added to a kettle of very hot water will make windows, looking glasses and picture glasses bright and clear. Use a small clean cloth, wring it dry and rub it over the glass after wiping down the frame work with an oiled cloth. Then proceed to the next window and treat it similarly on both sides. After that go back to the first one and wipe it dry with a large clean cloth. No real polishing is required and the windows or glass will look clean and shiny.



Kerosene will clean your hands better than anything else after blacking a range or stove. Pour a little in the water, wash your hands in it, then plenty of soap, and using a stiff nail brush. Finish by rubbing the hands with lemon and glycerine.

When your kitchen sink is rusty rub it over with kerosene.

Squeaky shoes are cured by dipping the soles in kerosene. Use enough to reach the top of the soles without reaching the upper leather.

The white spots appearing in the spring on the lining of your refrigerator will disappear if you rub the zinc with kerosene. Leave the refrigerator open several hours, then wash with water, soap and some ammonia. The refrigerator will then be clean and sweet, all spots will have disappeared.

TO DESTROY INSECTS

Insects may be destroyed with hot alum. Put in hot water and let boil until the alum is dissolved. Apply hot with a brush and all creeping things are instantly destroyed without danger to human life or injury to property.



TO GET RID OF RATS

To get clear of rats, besides using traps, cats, or dogs, try chloride of lime. It is said they never come where that is placed.



TO FLAVOR SOUPS

Turnip peel washed clean and tied in a knot imparts a flavor to soups. Celery leaves and ends serve the same purpose.

INK SPOTS ON FINGERS

Ink is removed from the fingers in a very simple manner. Wet the fingers and then rub the phosphorus end of a match until the spot has disappeared.

RELEASING ICE CREAM OR JELLY FROM MOULDS

Fold a hot cloth around the mould and jelly or ices will leave without sticking.

CLEANING PAINT

Put two ounces of soda in a quart of hot water, and wash with it, rinsing the paint off with pure water.

“ ROYAL HOUSEHOLD ” is two
flours in one. It makes just as
fine pastry as it does bread—and
the best of both.






TABLE OF WEIGHTS AND MEASURES

- 4 teaspoons of a liquid equal 1 tablespoon.
- 3 tablespoons of a liquid equal $\frac{1}{2}$ gill or $\frac{1}{4}$ cup.
- $\frac{1}{2}$ cup equals 1 gill.
- 2 gills equal 1 cup.
- 2 cups equal 1 pint.
- 2 pints (4 cups) equal 1 quart.
- 4 cups of flour equal 1 pound or 1 quart.
- 2 cups of butter, solid, equal 1 pound.
- $\frac{1}{2}$ cup of butter, solid, equals $\frac{1}{4}$ pound, 4 ounces.
- 2 cups of granulated sugar equal 1 pound.
- $2\frac{1}{2}$ cups of powdered sugar equal 1 pound.
- 1 pint of milk or water equals 1 pound.
- 1 pint of chopped meat equals 1 pound.
- 10 eggs, shelled, equal 1 pound.
- 8 eggs with shells equal 1 pound.
- 2 tablespoons of butter equal 1 ounce.
- 2 tablespoons of granulated sugar equal 1 ounce.
- 4 tablespoons of flour equal 1 ounce.
- 4 tablespoons of coffee equal 1 ounce.
- 1 tablespoon of liquid equals $\frac{1}{2}$ ounce.
- 4 table spoons of butter equal 2 ounces or $\frac{1}{4}$ cup.


All measurements are level unless otherwise stated in the recipe.

COMPARATIVE STRENGTH OF BAKING POWDER AND CREAM TARTAR

In cases where it is preferable to use baking powder in place of cream tartar and soda or vice-versa, use more of the baking powder than total amount of cream tartar and soda.

EXAMPLE.—If directions called for 2 teaspoons cream tartar, and 1 teaspoon soda, use 4 teaspoons baking powder.






TIME FOR BAKING



- Beans, 8 to 10 hours.
Beef, sirloin, rare, per lb., 8 to 10 minutes.
Beef, sirloin, well done, per pound, 12 to 15 minutes.
Beef, rolled rib or rump, per pound, 12 to 15 minutes.
Beef, long or short fillet, 20 to 30 minutes.
Bread, brick loaf, 40 to 60 minutes.
Biscuit, 10 to 20 minutes.
Cake, plain, 20 to 40 minutes.
Cake, sponge, 45 to 60 minutes.
Chickens, 3 to 4 pounds weight, 1 to 1½ hour.
Cookies, 10 to 15 minutes.
Custards, 15 to 20 minutes.
Duck, tame, 40 to 60 minutes.
Fish, 6 to 8 lbs., 1 hour.
Ginger bread, 20 to 30 minutes.
Graham Gems, 30 minutes.
Lamb, well done, per pound, 15 minutes.
Mutton, rare, per pound, 10 minutes.
Mutton, well done, per pound, 15 minutes.
Pie crust, 30 to 40 minutes.
Port, well done, per pound, 30 minutes.
Potatoes, 30 to 45 minutes.
Pudding, bread, rice and tapioca, 1 hour.
Pudding, plum, 2 to 3 hours.
Rolls, 10 to 15 minutes.
Turkey, 10 pounds, 3 hours.
Veal, well done, per pound, 20 minutes.

**A CHINA EGG MAY FOOL EVEN THE HEN.
BUT IT MAKES A MIGHTY POOR OMELETTE.
BECAUSE A FLOUR IS SAID TO BE "JUST AS
GOOD AS ROYAL HOUSEHOLD" IS A MIGHTY
POOR REASON FOR USING IT.**



CONTENTS

| | Page |
|-------------------------------|-------------|
| Bread | 9-17 |
| Baking Powder Biscuits | 14 |
| Boston Brown Bread | 12 |
| Cinnamon or Fruit Rolls | 14 |
| Corn Bread | 13 |
| Egg Biscuits | 15 |
| Griddle Cakes | 16 |
| Household White Bread | 9 |
| Muffins (1 Egg) | 16 |
| Muffins (2 Eggs) | 16 |
| Parker House Rolls | 13 |
| Potato Bread | 11 |
| Plain Bread | 11 |
| Potato Yeast | 11 |
| Tea Rolls | 15 |
| Twin Biscuits | 15 |

Breakfast & Supper Dish.. 77-81

| | |
|--------------------------------|----|
| Boston Baked Beans | 78 |
| Cod Fish à la Mode | 77 |
| Cod Fish Balls | 78 |
| Creamed Fish | 79 |
| Eggs with Cream Dressing | 80 |
| French Omelette | 80 |
| Meat Scallops | 81 |
| Pigs in Blankets | 79 |
| Puff Omelette | 81 |
| Scrambled Eggs | 77 |

Cakes

| | |
|-----------------------------------|----|
| Angel Cake | 31 |
| Boiled Icings | 29 |
| Cake Fillings and Frostings | 29 |
| Cheap Fruit Cake | 38 |
| Chocolate Cake | 35 |
| Chocolate Cake Filling | 35 |

Cakes—continued.

| | Page |
|-----------------------------|------|
| Chocolate Frosting | 30 |
| Chocolate Coffee Cake | 36 |
| Dayton Cake | 36 |
| Fig Cake | 33 |
| Fig Cake Filling | 34 |
| Fruit Cake | 37 |
| Icings (Uncooked) | 30 |
| Jelly Roll | 36 |
| Lemon Fillings No. 1 | 30 |
| Lemon Filling No. 2 | 31 |
| Loaf Cake | 33 |
| One Egg Cake | 35 |
| Plain Frosting | 30 |
| Plain Layer Cake | 34 |
| Plain Pound Cake | 34 |
| Raisin Filling | 31 |
| Snow Ball Cake | 37 |
| Soft Ginger Bread | 31 |
| Sponge Cake | 33 |
| Strawberry Shortcake | 32 |
| Walnut Cake | 32 |

Candy

| | |
|---------------------------|-----|
| Brown Sugar Candy | 118 |
| Chocolate Caramels | 115 |
| Chocolate Drops | 117 |
| Cream Peppermints | 117 |
| Fondant | 116 |
| Maple Cream | 118 |
| Maple Puffs | 115 |
| Molasses Candy | 118 |
| Peanut Crisp | 119 |
| Smith College Fudge | 117 |
| Velvet Kisses | 116 |
| Walnut Creams | 115 |

CONTENTS

| | Page | | Page |
|---|---------|---|---------|
| Chafing-Dish Delicacies | 93-95 | Illustrations —continued. | |
| Creamed Oysters | 94 | Royal Mills and Elevator | 19 |
| Creamed Shrimps with Green Peas | 94 | Royal Mill Grinding Floor | 39 |
| Lobster à la Newburg | 95 | Small Testing Mill & Electric Oven used in Laboratory and Baking Department | 3 |
| Oyster à la Newburg | 94 | Winnipeg Mills | 53 |
| Venetian Eggs | 95 | | |
| Welsh Rarebit | 93 | | |
| Cookies and Doughnuts | 21-25 | Introduction | 2 |
| Chocolate Cookies | 23 | Invalid Dishes | 111-114 |
| Cocoanut Cakes | 23 | Almond Soup | 111 |
| Cookies | 22 | Barley Water | 112 |
| Cream Puffs | 24 | Broiled Beef Juice | 112 |
| Crumpets | 21 | Chicken Broth | 112 |
| Doughnuts | 21 | Chicken Custard | 113 |
| Hermits | 25 | Eggnog | 114 |
| Mock Cream | 24 | Flaxseed Lemonade | 113 |
| Molasses Cookies | 22 | Oatmeal Gruel | 113 |
| Nut Drop Cakes | 23 | Rice Water | 114 |
| | | Wine Whey | 114 |
| Correspondence | 5 | Jellies and Creams | 103-106 |
| Ice Cream and Sherbets | 107-110 | Blanc Mange | 105 |
| Café Parfait | 109 | Chocolate Custard | 104 |
| Freezing | 107 | Fruit Jelly | 103 |
| Lemon Sherbet | 108 | Orange Pudding | 104 |
| Orange Ice | 107 | Soft Custard | 103 |
| Orange Sherbet | 108 | Spanish Cream | 104 |
| Pineapple Ice | 109 | Strawberry Charlotte | 105 |
| Pineapple Sherbet | 109 | Tapioca Cream | 106 |
| Raspberry Shrub | 110 | | |
| Roman Punch | 110 | Meat and Fowls | 63-70 |
| Strawberry Ice Cream | 107 | Beef Loaf | 64 |
| Strawberry Sherbet | 109 | Beef Steak Pie | 63 |
| Vanilla Ice Cream | 108 | Broiled Beef Steak | 67 |
| Wild Grape Vine | 110 | Chicken Pie | 67 |
| | | Corn Beef Hash | 66 |
| Illustrations | 3-101 | Cream Chicken | 68 |
| Fort William Grain Elevator | 39 | Dressing for Turkey | 70 |
| Glenora Mill, Montreal | 27 | Fried Spring Chicken | 69 |
| Head Office, Montreal | 101 | Hamburg Steak | 65 |
| Medicine Hat Mills, Medicine Hat, Alta. | 61 | Oyster Stuffing | 70 |
| Oatmeal Mills, Winnipeg | 45 | Paste for Chicken Pie | 68 |
| | | Potato Stuffing for Fowl | 69 |
| | | Pot Roast Beef | 65 |
| | | Roast Goose | 69 |
| | | Veal Loaf | 68 |

CONTENTS

| | Page | | Page |
|--|--------------|--|----------------|
| Pastry and Pies | 41-44 | Salads—continued. | |
| Apple Pie..... | 43 | Mayonnaise..... | 86 |
| Lemon Cream Pie..... | 43 | Salad Dressing..... | 87 |
| Lemon Pie..... | 42 | Salmon Salad..... | 87 |
| Meringue..... | 43 | Potato Salad..... | 88 |
| Mince Pie..... | 44 | Waldorf Salad..... | 87 |
| Plain Pastry..... | 41 | Side Dishes | 73-76 |
| Puff Paste..... | 42 | Cheese Straws..... | 75 |
| Pumpkin Pie..... | 44 | Chicken Croquettes..... | 74 |
| Preserves and Pickles | 96-99 | Chicken Ramekins..... | 75 |
| Canned Corn..... | 98 | Creamed Cabbage..... | 73 |
| Canned Raspberries..... | 96 | Escalloped Oysters..... | 74 |
| Chow Chow..... | 97 | Macaroni and Oysters..... | 73 |
| Cucumber Pickles..... | 99 | Oyster Patties..... | 74 |
| Ginger Pears..... | 97 | Potato Croquettes..... | 76 |
| Orange Marmalade..... | 96 | Soups | 55-59 |
| Preserved Peaches..... | 97 | Bouillon..... | 58 |
| Spiced Jelly..... | 96 | Brown Stock..... | 57 |
| String Beans Canned..... | 98 | Cream of Tomato Soup..... | 56 |
| Sweet Pickles..... | 99 | Green Pea Soup..... | 59 |
| Tomato Pickles..... | 98 | Orange Soup..... | 58 |
| Puddings | 47-52 | Oxtail Soup..... | 57 |
| Baked Apple Dumpling..... | 51 | Oyster Cocktails..... | 58 |
| Baked Apple Dumpling Syrup..... | 51 | Potato Soup..... | 56 |
| Cottage Pudding..... | 52 | Split Pea Soup..... | 56 |
| Cup Pudding..... | 52 | White Stock..... | 55 |
| Foamy Sauce..... | 50 | Table of Weights | 123 |
| Frosting..... | 48 | Time of Baking | 124 |
| Golden Cornmeal Pudding..... | 52 | Useful Hints | 120-122 |
| Hard Sauce..... | 49 | China Cement..... | 120 |
| Macaroon Pudding..... | 50 | Cleaning Paint..... | 122 |
| Meota Pudding..... | 48 | Grass Stains on Clothing..... | 120 |
| Orange Bavarian Cream..... | 48 | Ink Spots on Fingers..... | 122 |
| Pan Dowdy..... | 47 | Kerosene Oil..... | 121 |
| Plum Puddings..... | 49 | Releasing Ice Cream or Jelly from Moulds..... | 122 |
| Pudding Sauce..... | 51 | Removing Starch from Irons..... | 120 |
| Queen of Puddings..... | 47 | Rust Stains on White Goods..... | 120 |
| Suet Pudding..... | 49 | To Destroy Insects..... | 121 |
| Trilby Pudding..... | 50 | To Flavor Soups..... | 122 |
| Salads | 85-89 | To get rid of Rats..... | 121 |
| Banana and Orange Salad..... | 89 | To soften Boots or Shoes..... | 120 |
| Beet Salad..... | 88 | Weights and Measures | 123 |
| Boiled Salad Dressing..... | 88 | Comparative Strength of Bak- ing Powder and Cream of Tartar..... | 123 |
| Cabbage Salad..... | 89 | Yeast | 5-6 |
| Chicken Salad..... | 85 | | |
| Duck, Turkey, or Sweet Bread Salad..... | 86 | | |

NOTE

3

We cannot be responsible
for RECIPES, if OTHER
FLOUR than "OGILVIE'S
ROYAL HOUSEHOLD" is
used :: :: :: :: :: ::

M. K. MacKENZIE,
Dealer in FLOUR, GRAIN and FEED
RICHMOND, QUE.

DRIVER Q 55. 12

* TX 715.6

043

1914

3352158

THE WORLD'S BEST WHEAT



OGILVIE'S

OGILVIE'S
ROYAL HOUSEHOLD

ROYAL HOUSEHOLD

BY SPECIAL APPOINTMENT
TO HIS MAJESTY THE KING

CANADA'S BEST FLOUR